

# **JAWA 350**

**PARTS CATALOGUE**  
REV - 02

**EURO-5/5+**



# INDEX

---

## INSTRUCTION

PAGE: A TO B

---

## PICTORIAL INDEX

PAGE: C TO D : ENGINE GROUP

PAGE: E TO H : FRAME GROUP

---

## ENGINE GROUP

PAGE NO : 01 TO 36

---

## FRAME GROUP

PAGE NO : 37 TO 104

---

## PART NUMBER INDEX

PAGE: -- TO --

---

SPARE PART CATALOGUE PART NO: XXXXXXXXXXXXXXXX



# INSTRUCTION

## How to use the Spare Parts Catalogue

This parts catalogue is compiled of all service items of **JAWA 350** incorporates parts changes introduced upto Date .....

## How to order parts

1. Always specify the part numbers when ordering a part.
2. Always check the models, type, serial numbers, color, make and the size as needed before placing the order of parts.
3. Required quantity to be specified.

## Revision in part numbers

New parts are introduced when old parts are deleted & or when modification are incorporated in parts or part assembly.

Such changes are notified by change of parts numbers.

The information regarding change of part numbers is informed through parts news, which you are requested to note & update into your "Parts Catalogue" & in your "Price List" also with effective date of introduction.

This updation into "Part Catalogue" & "Price List" will help you in procurement / stocking / billing & in turn will give better service to the customer.

## How to refer with the part information

Reference with "Illustrated Index"

Reference with "Part Number Index"

## How to use the Flat Rate Time (F.R.T.)

This F.R.T. (Flat Rate Time) is used to determine the standard labour time allowed for replacement of parts covered by the warranty during the period of warranty is in effect. The F.R.T. for those parts, that are not listed herein, should be determined from the operation closely related to the replacement of the part.

### 1.The F.R.T. is based on the following servicing conditions

- a) A liberal allowance is added to the net servicing time.
- b) Standard time specified are based on the conditions that the usage of necessary servicing tools listed in the service manual & the work performed by a technician with normal skill.
- c) Time required for inspection & operational test following the servicing is included in the F.R.T.

### 2. Methods of computing

The job time are listed in tenth of hour to simplify complication

Examples: 1) 0.3 = 18 minutes

2) 5.1 = 5 hour & 6 minutes

CONVERSION CHART			
HOUR	MINUTES	HOUR	MINUTES
0.1	6	0.6	36
0.2	12	0.7	42
0.3	18	0.8	48
0.4	24	0.9	54
0.5	30	1.0	60

# INSTRUCTION

## 3. Computing the F.R.T.

Following are the examples when several jobs are performed at the same time. Make the calculations in the following manner

a) Jobs of non-duplicated nature.

The F.R.T. for the job is obtained by totaling the F.R.T. for each part replaced.

Example: 1. Replacement of Clutch Housing Assembly  
2. Magneto Rotor

SERVICE ITEM	F.R.T.
CLUTCH HOUSING ASSY	1.0
MAGNETO ROTOR	0.3

F.R.T. for the Job is  $1 + 0.3 = 1.3$

b) Jobs of duplicated nature.

Take the F.R.T. for the last part to be replaced

Example: Replacement of Crankshaft Assy & Cylinder Block

SERVICE ITEM	F.R.T.
CRANKSHAFT ASSEMBLY	4.2
CYLINDER BLOCK	3.4

F.R.T. for the Job is = 4.2

## 4. Operation Other than replacing parts

### (1) Removal and Installation

No	Service Item	F.R.T.
1	ENGINE REMOVAL & INSTALLATION	2.5
2	CYLINDER HEAD ASSEMBLY (INCLUDE ENGINE REMOVAL & INSTALLATION)	3.0
3	THROTTLE BODY ASSEMBLY REMOVAL & INSTALLATION	1.0
4	CRANKCASE SEPARATION (INCLUDE ENGINE REMOVAL & INSTALLATION)	4.0
5	RADIATOR ASSEMBLY REMOVAL & INSTALLATION	1.0

### (2) Adjustment

No	Service Item	F.R.T.
1	CLUTCH - ADJUSTMENT (INCLUDE CLUTCH LEVER ADJUSTMENT)	0.1
2	HEADLIGHT - AIMING	0.1
3	SPARK PLUG - ADJUSTMENT & CLEANING	0.6
4	DRIVE CHAIN - ADJUSTMENT	0.1
5	THROTTLE OPERATION - ADJUSTMENT	0.1
6	TAPPET - ADJUSTMENT	1.2
7	ENGINE OIL LEVEL INSPECTION, DRAIN & TOP UP	0.6

### (3) Inspection & Measurement

No	Service Item	F.R.T.
1	COMPRESSION PRESSURE - MEASUREMENT	0.6
2	IGNITION TIMING - INSPECTION	0.5

### (4) Other work

No	Service Item	F.R.T.
1	OIL STRAINER - CLEANING	0.6
2	CLEANER ELEMENT - CLEANING	0.3
3	FRONT BRAKE - AIR BLEEDING	0.3
4	REAR BRAKE ADJUSTMENT	0.1
5	RADIATOR COOLANT - CHANGE	0.5

### Method of calculating Labour Charges (Example):

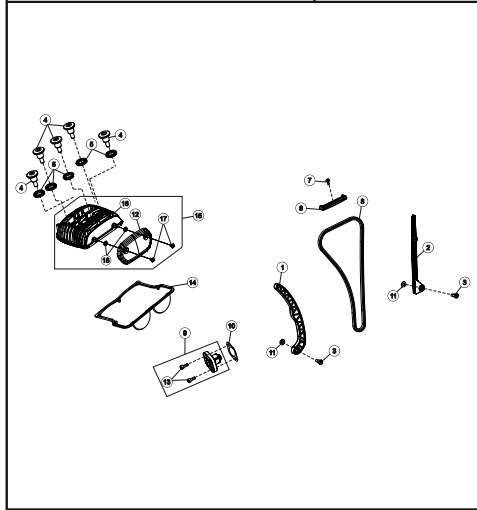
Labour charges rate: Rs 100/- per man hour

Example: Tappet Adjustment F.R.T. is 1.2

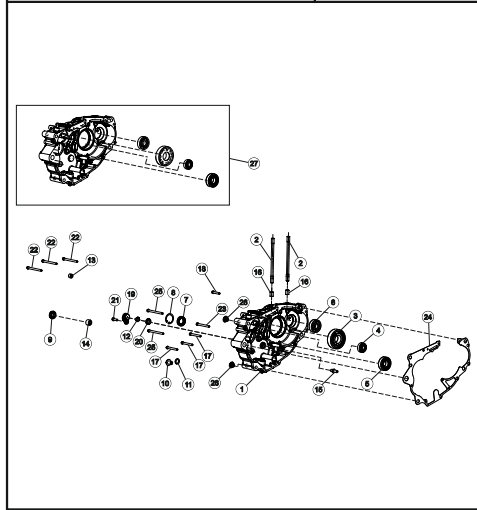
Labour charges = F.R.T. x Labour Rate

For all cities :  $1.2 \times 100 = \text{Rs. } 120/-$

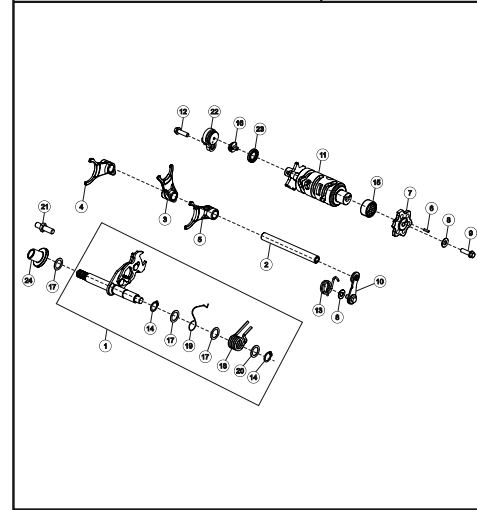
CAMCHAIN AND TENSIONER & CYLINDER HEAD COVER	ASSY. NO.1
	PAGE NO.1



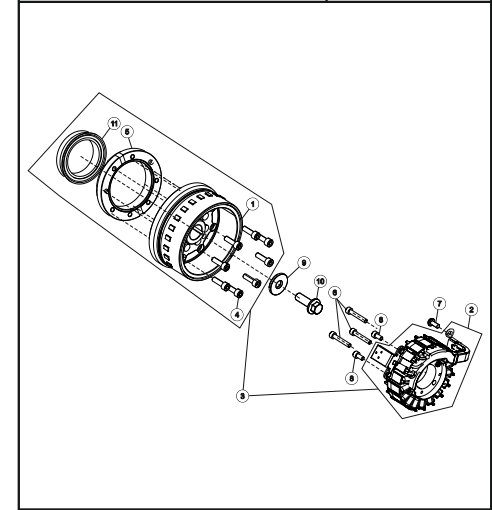
CRANKCASE LH	ASSY. NO.2
	PAGE NO.3



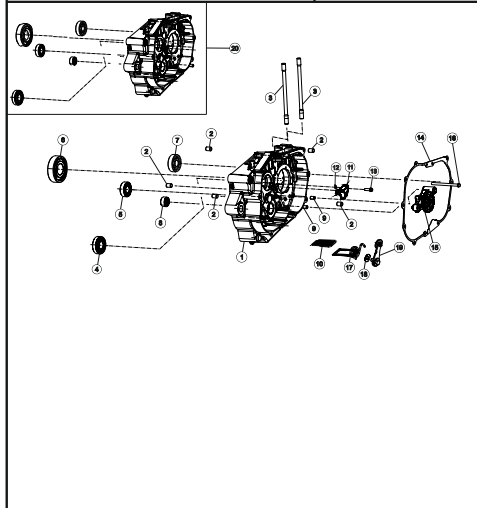
DRUM ASM & SHIFT SHAFT MECH CAMBINE	ASSY. NO.5
	PAGE NO.9



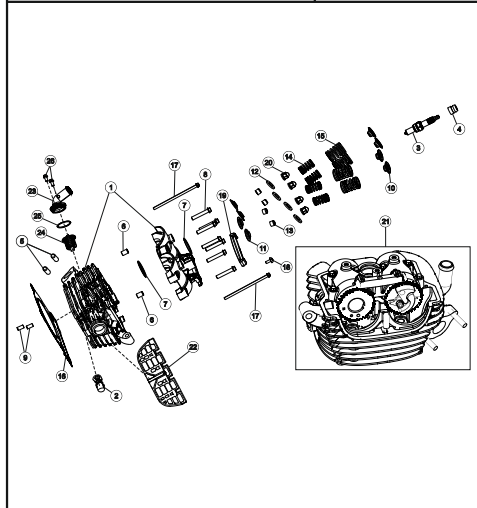
MAGNETO ASSEMBLY -OBD II	ASSY. NO.6
	PAGE NO.11



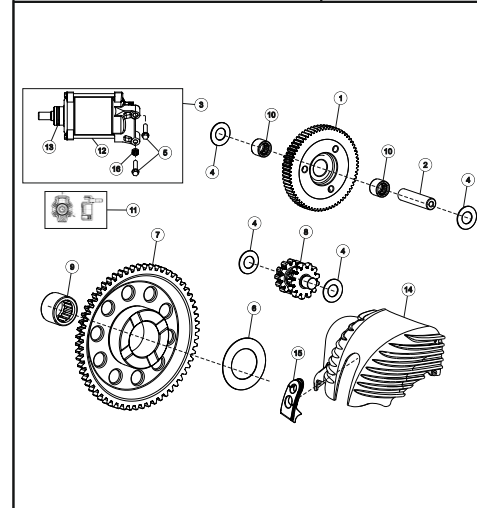
CRANKCASE RH	ASSY. NO.3
	PAGE NO.5



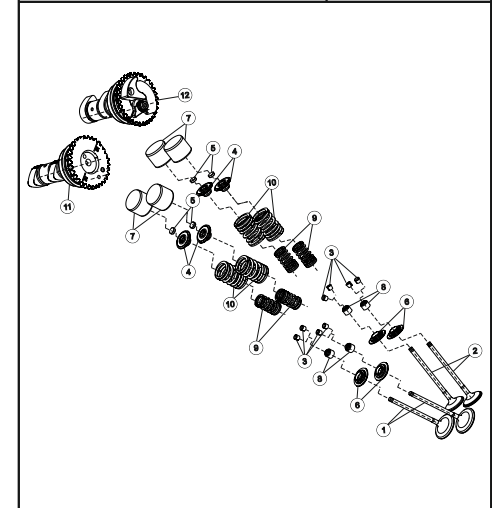
CYLINDER HEAD EXPLOSION	ASSY. NO.4
	PAGE NO.7



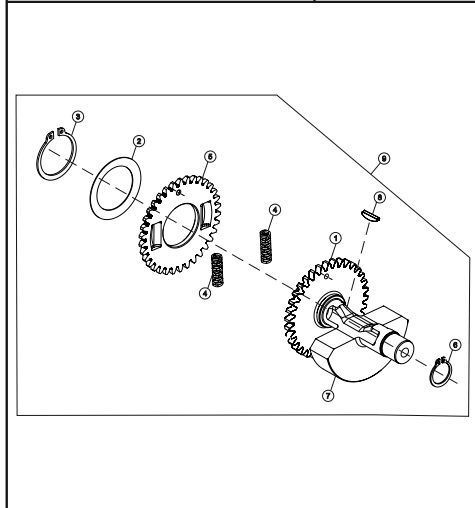
STARTING SYSTEM & STARTER MOTOR	ASSY. NO.7
	PAGE NO.13



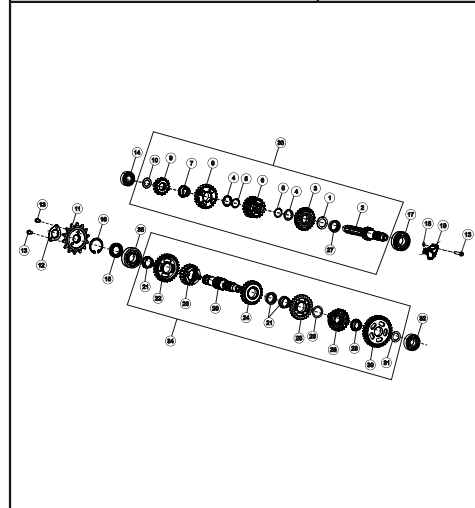
VALVE TRAIN AND CAM SHAFT	ASSY. NO.8
	PAGE NO.15,17, 19



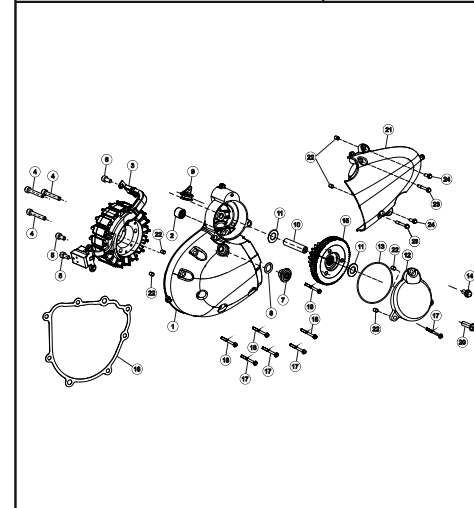
BALANCER SHAFT ASSEMBLY	ASSY. NO.9
	PAGE NO.21



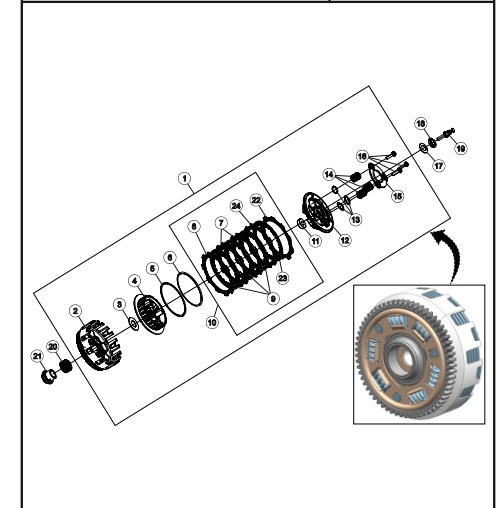
TRANSMISSION SYSTEM - OBD II	ASSY. NO.10
	PAGE NO.23,25



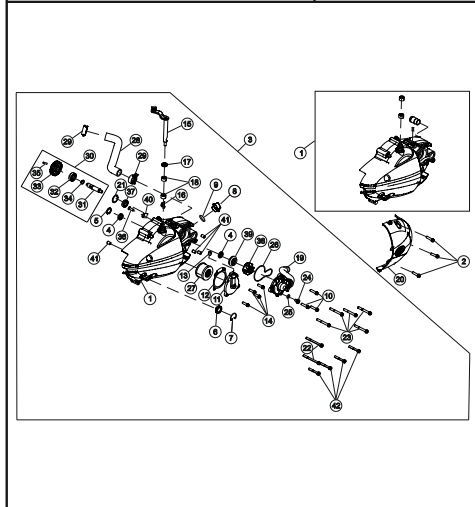
MAGNETO COVER LH	ASSY. NO.13
	PAGE NO.33





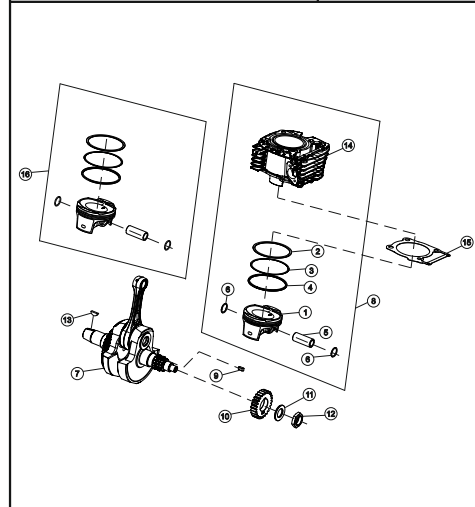
A&S - CLUTCH ASSEMBLY	ASSY. NO.14
	PAGE NO.35



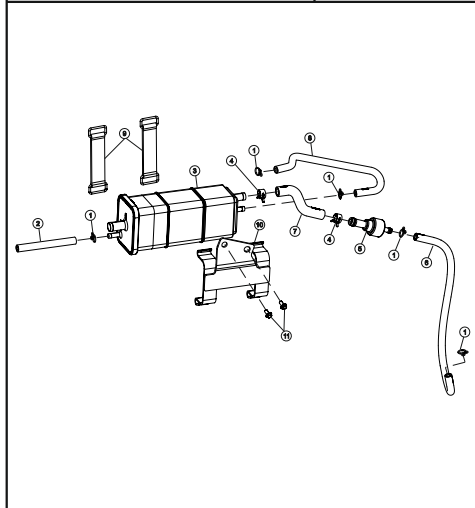
R CRANKCASE COVER	ASSY. NO.11
	PAGE NO.27,29



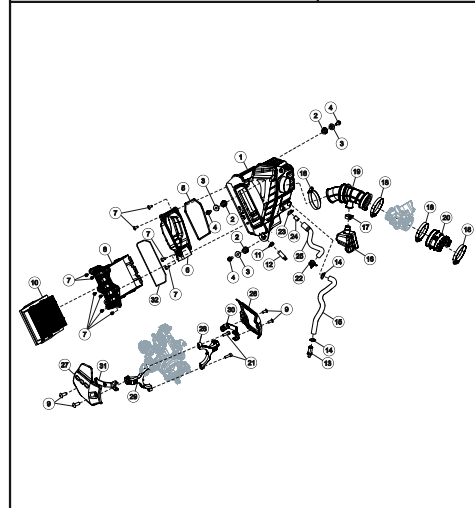
CRANKSHAFT AND PISTON	ASSY. NO.12
	PAGE NO.31



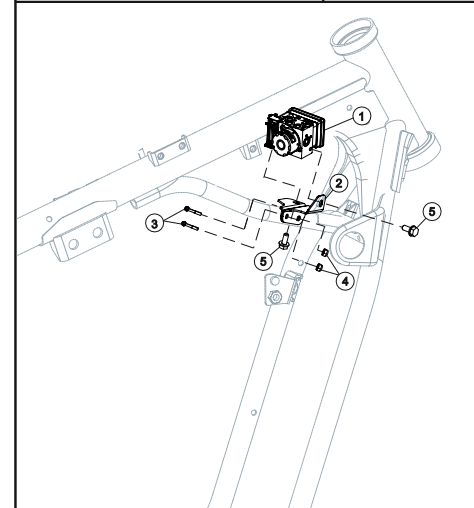
EVAPORATIVE EMISSION SYSTEM	ASSY. NO.15
	PAGE NO.37



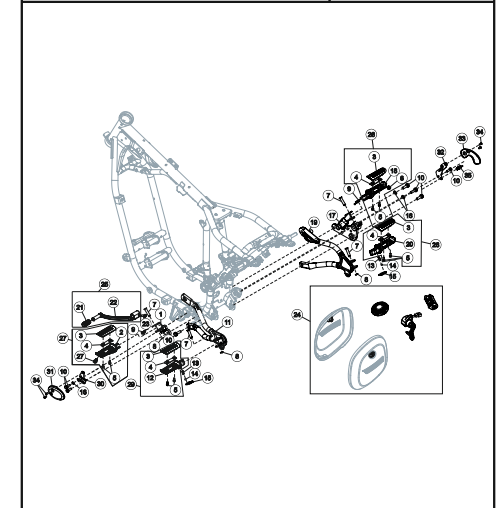
AIR FILTER ASSEMBLY	ASSY. NO.16
	PAGE NO.39,41



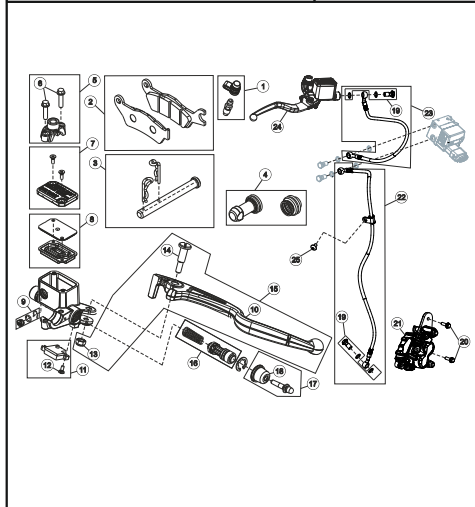
ANTI-LOCK BRAKING SYSTEM (ABS) - DUAL CHANNEL	ASSY. NO.19
	PAGE NO.49



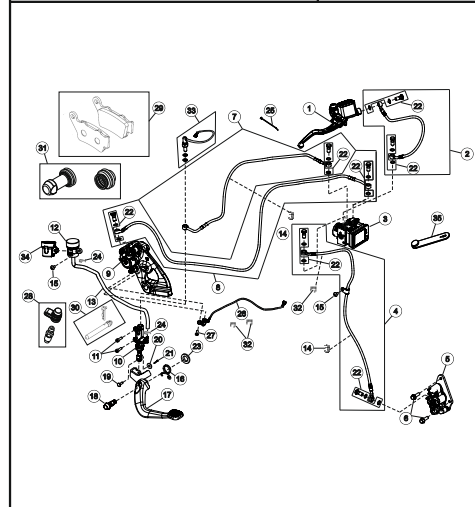
FOOT REST ASSEMBLY/ GEAR SHIFT LEVER / LOCK SET	ASSY. NO.20
	PAGE NO.51,53



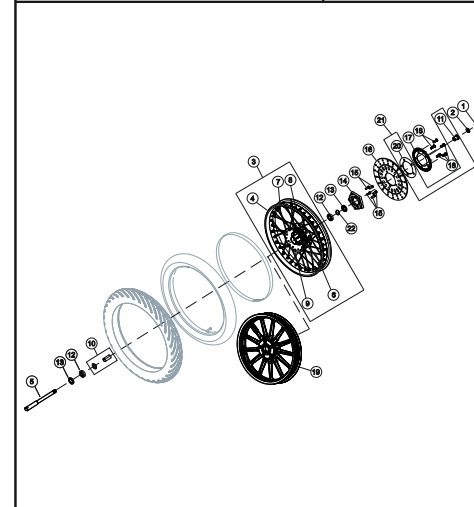
BRAKE SYSTEM FRONT	ASSY. NO.17
	PAGE NO.43



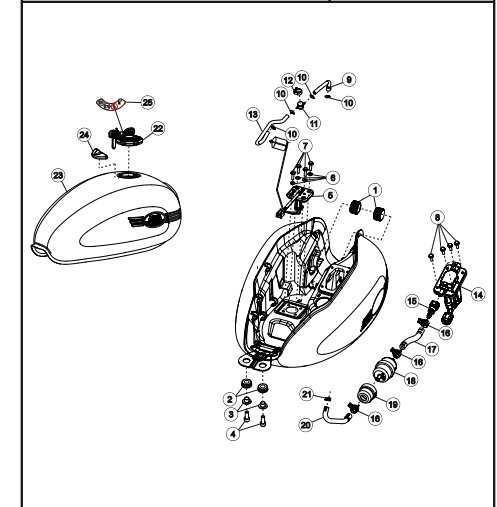
BRAKE SYSTEM - FRONT & REAR (DUAL CHANNEL ABS)	ASSY. NO.18
	PAGE NO.45,47



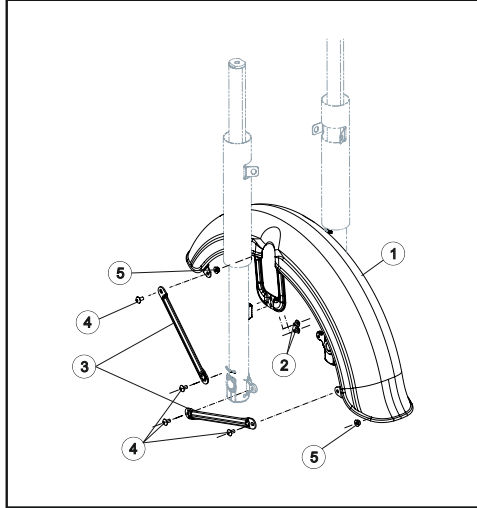
FRONT WHEEL ASSEMBLY	ASSY. NO.21
	PAGE NO.55



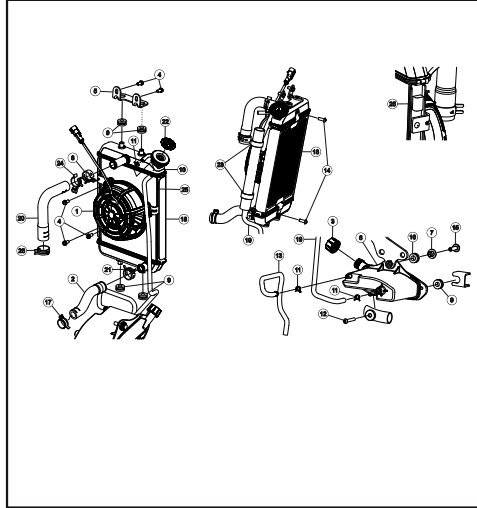
FUEL TANK ASSEMBLY	ASSY. NO.22
	PAGE NO.57



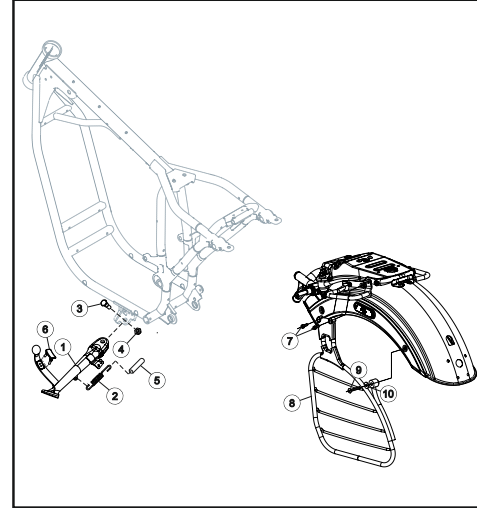
MUDGUARD ASSEMBLY	ASSY. NO.23
	PAGE NO.59



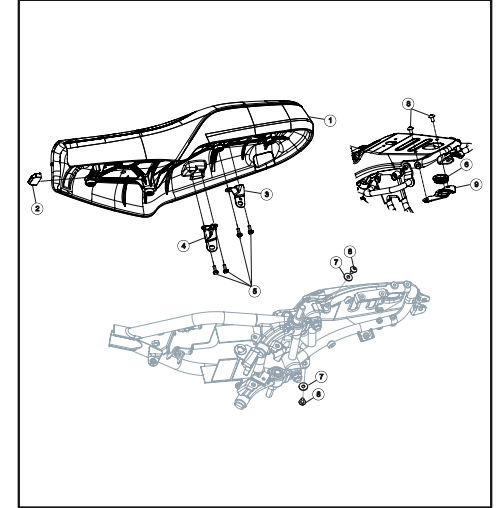
RADIATOR	ASSY. NO.24
	PAGE NO.61



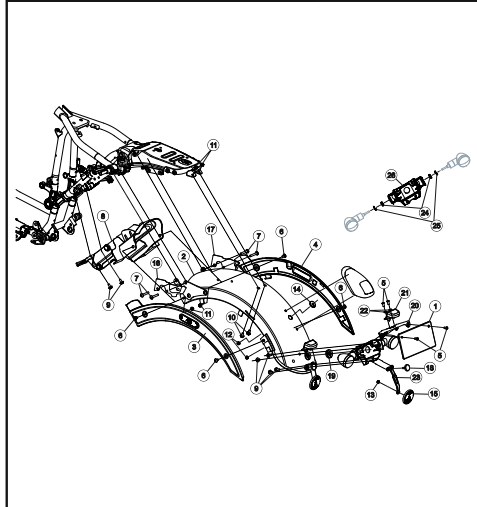
SIDE STAND / SAREE GUARD	ASSY. NO.27
	PAGE NO.67



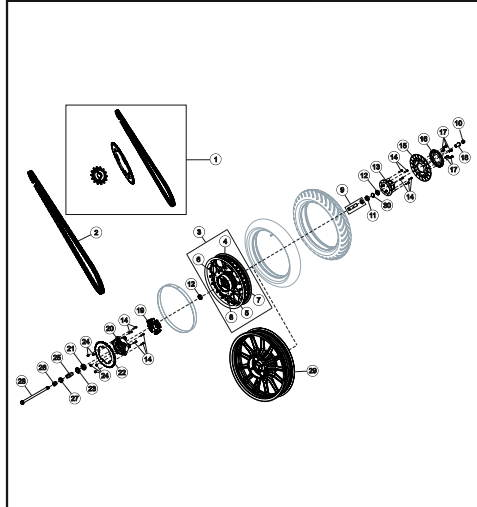
SEAT ASSEMBLY	ASSY. NO.28
	PAGE NO.69



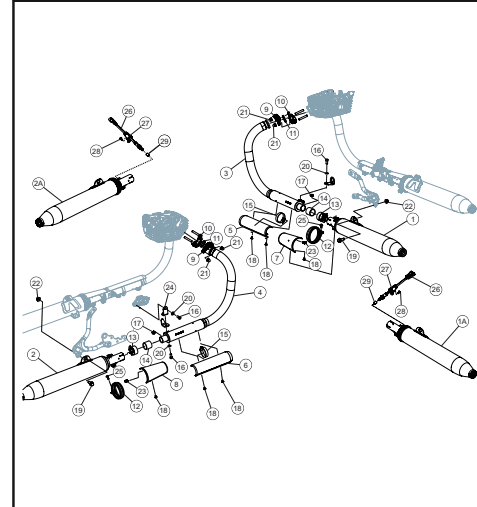
REAR FENDER ASSEMBLY	ASSY. NO.25
	PAGE NO.63



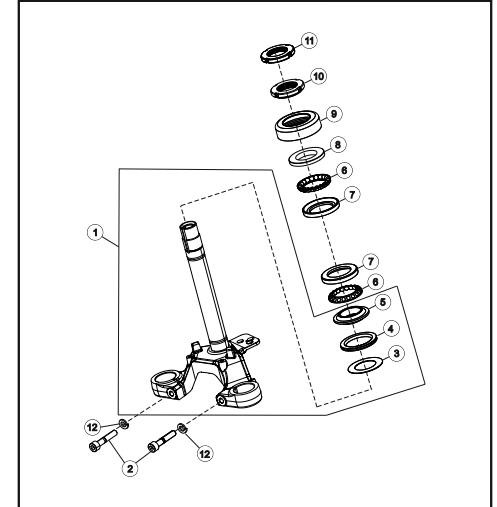
REAR WHEEL ASSEMBLY - DUAL CHANNEL ABS	ASSY. NO.26
	PAGE NO.65



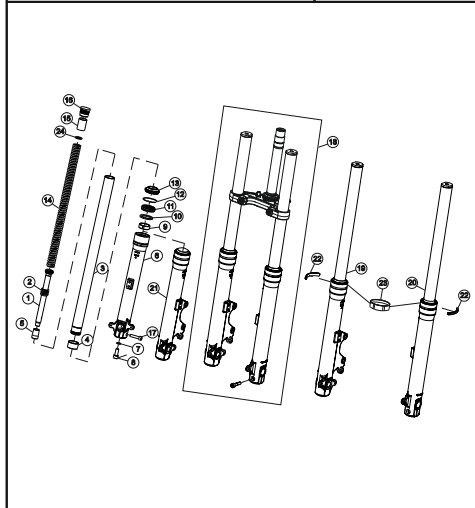
SILENCER ASSEMBLY	ASSY. NO.29
	PAGE NO.71



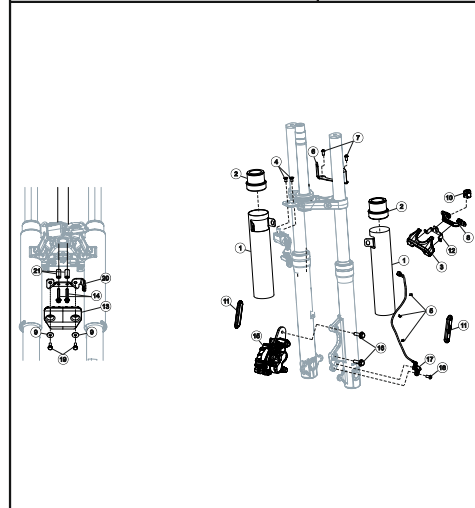
STEERING	ASSY. NO.30
	PAGE No.73



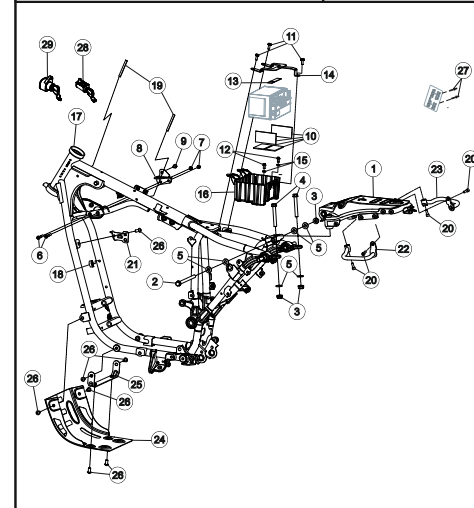
FRONT FORK ASSEMBLY	ASSY. NO.31
	PAGE NO.75



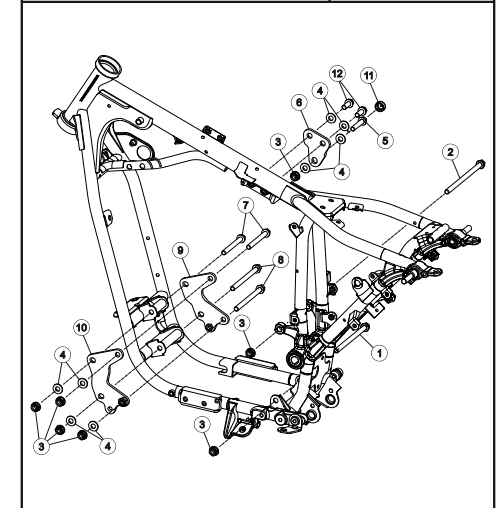
FRONT FORK MOUNTINGS	ASSY. NO.32
	PAGE NO.77



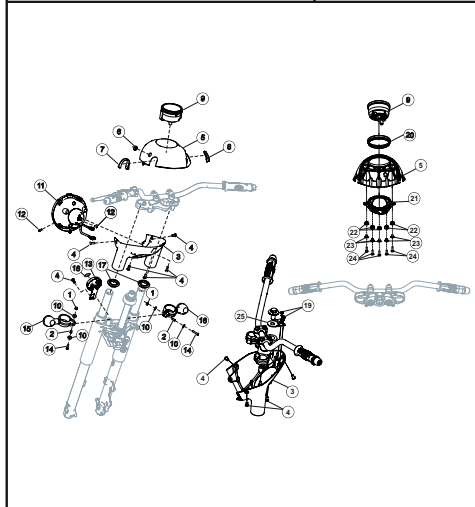
FRAME ASSEMBLY / FRAME SUB ASSEMBLY	ASSY. NO.35
	PAGE NO.83



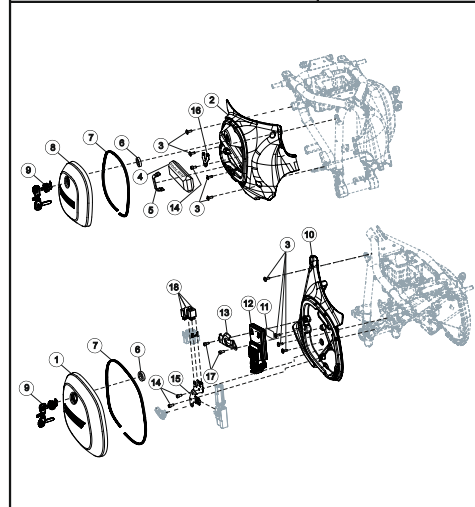
ENGINE MOUNTING SYSTEM	ASSY. NO.36
	PAGE NO.85



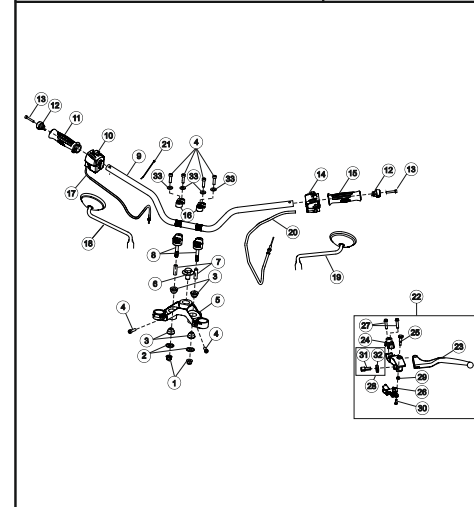
FAIRING ASSEMBLY	ASSY. NO.33
	PAGE NO.79



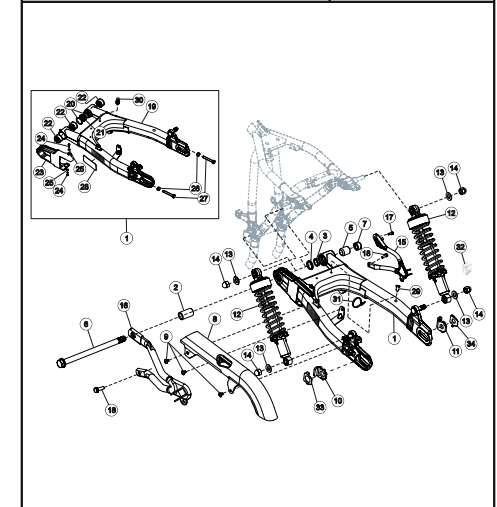
SIDE PANEL LH & RH ASSY / ECU & RELAY / FUSEBOX	ASSY. NO.34
	PAGE NO.81



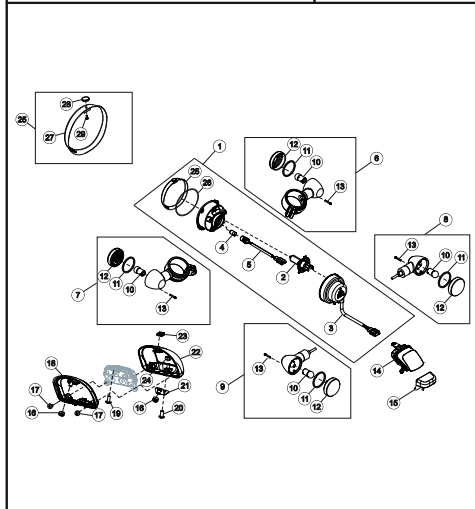
HANDLE BAR ASSEMBLY	ASSY. NO.37
	PAGE NO.87,89



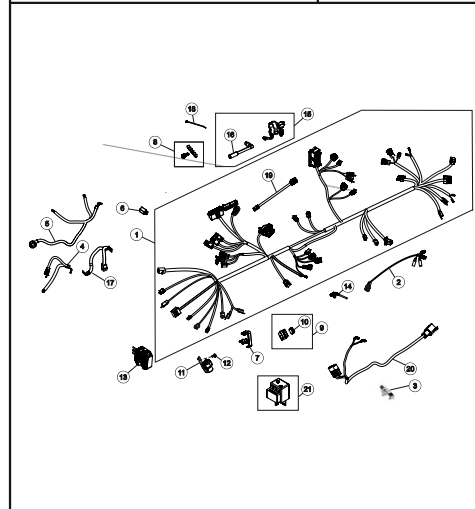
SWING ARM ASSEMBLY AND REAR SHOCK ABSORBER	ASSY. NO.38
	PAGE NO.91,93




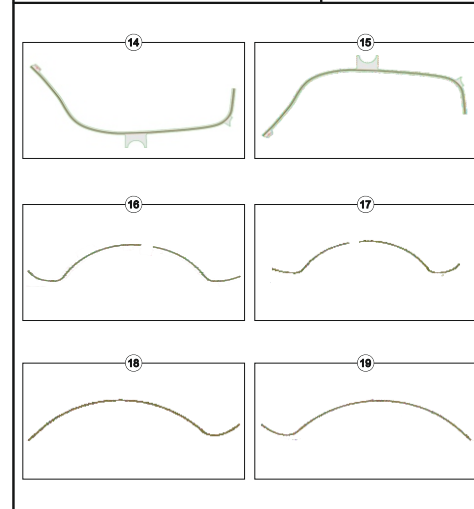
HEADLAMP, TAIL LAMP & SPEEDOMETER ASSEMBLY	ASSY. NO.39
	PAGE NO.95



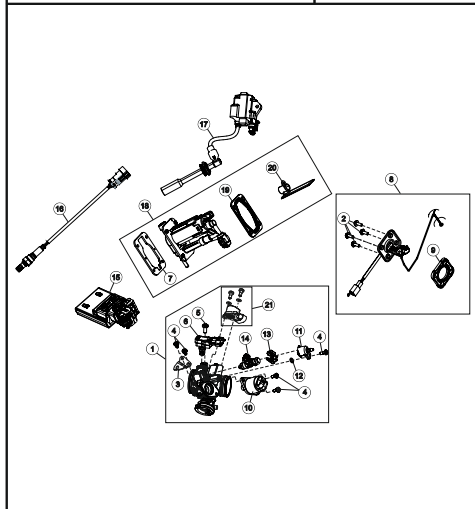
WIRING HARNESS, CORDSET DUAL CHANNEL ABS	ASSY. NO.40
	PAGE NO.97





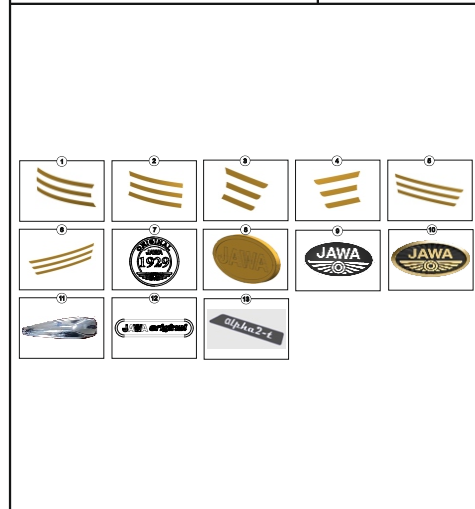
DECALS	ASSY. NO.43
	PAGE NO.103



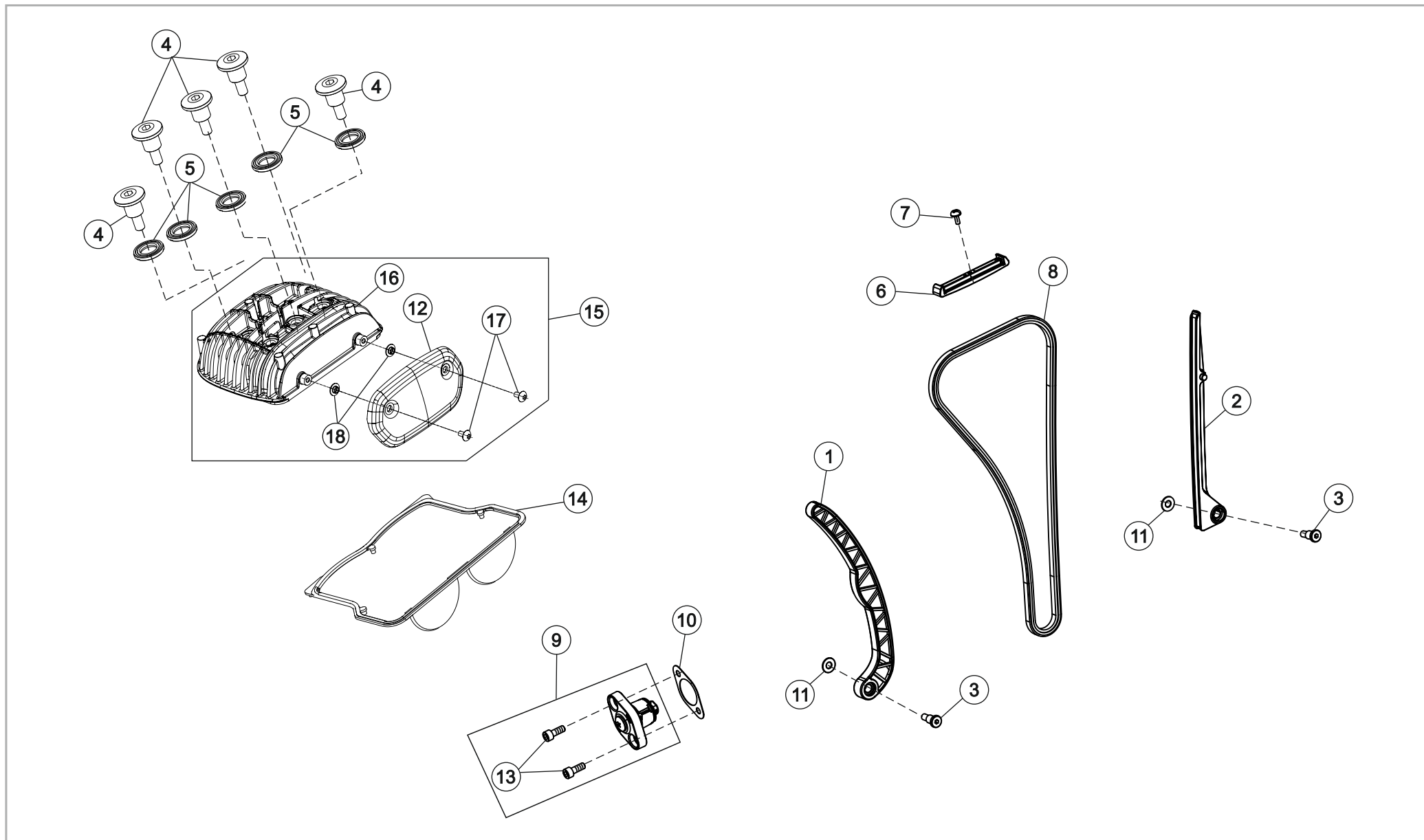
ELECTRONIC FUEL INJECTION (EFI) ASSEMBLY	ASSY. NO.41
	PAGE NO.99



DECALS	ASSY. NO.42
	PAGE NO.101



# 1 CAMCHAIN AND TENSIONER & CYLINDER HEAD COVER

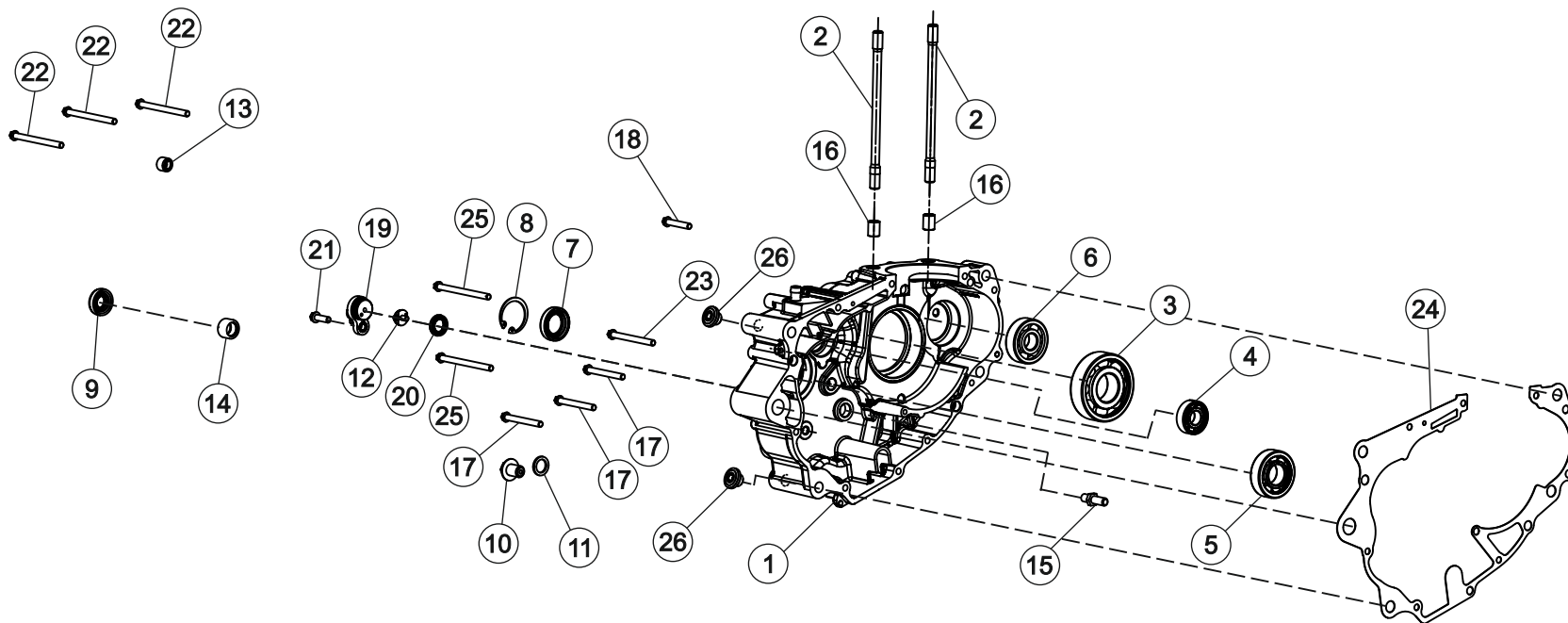
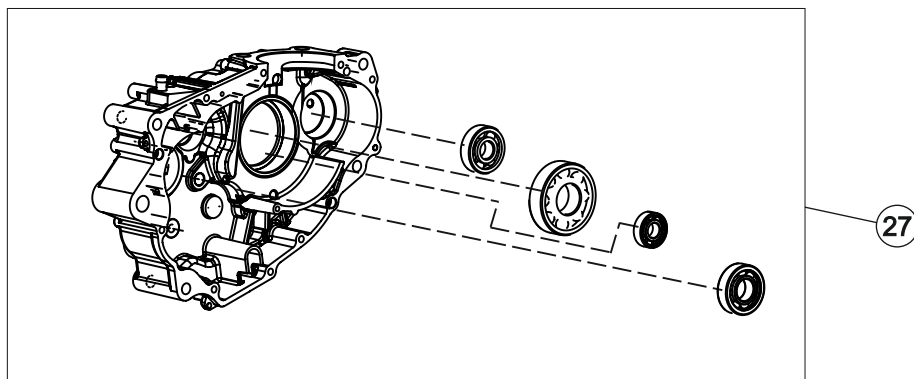


# 1 CAMCHAIN AND TENSIONER & CYLINDER HEAD COVER



SR. NO.	PART NUMBERS	PART DESCRIPTION	FRT	QTY	REMARKS
1	T0202CVG0440N	GUIDE CHAIN SLACK SIDE	5.4	1	
2	T0202AUF0450N	GUIDE CHAIN TIGHT SIDE	5.4	1	
3	T0202CUF0810N	GUIDE CHAIN PIVOT BOLT	0.9	2	
4	T02010VG0010N	CYL HEAD COVER SPECIAL BOLT	0.5	5	
5	T18010UF0050N	RUBBER WASHER	0.6	5	
6	T0208AUF0640N	GUIDE CHAIN (TOP) WITH INSERT	1.6	1	
7	93500-04010-OH	PAN HEAD SCREW (M4*10)	1.6	1	
8	T0208BUF0390N	TIMING CHAIN	1.9	1	
9	T0208EVE0010N	ASM TENSIONER AND MTG BOLTS KIT	0.8	1	
10	T0208EUF0660N	GASKET, TENSIONER	0.8	1	
11	T18010UF0150N	WASHER, STAR DRUM BOLT (Ø6.4*Ø15*1)	1.6	2	
12	T0202DVG0690F	COVER CYLINDER HEAD LOGO PLATE (NVH)_SILVER	0.3	1	
13	90001-M9Q-0000-IK	SHF FLANGE BOLT 6*22_BSVI	0.1	2	
14	T0209AVG0010N	GASKET/SEAL, COVER CYLINDER HEAD_7 LUGS	0.6	1	
15	T0202DVG0630N	ASM COVER CYLINDER HEAD_CHROME VARIANT	0.5	1	
16	T0202DVG0640N	COVER CYLINDER HEAD_CHROME VARIANT	0.5	1	
17	SF0212023	SCREW RDSKT M6X1X12XA2-70 - SS FINISH (NVH)	0.2	2	
18	T18000KG0130N	COLLAR M6X3L (NVH)	0.2	2	

## 2 CRANKCASE LH

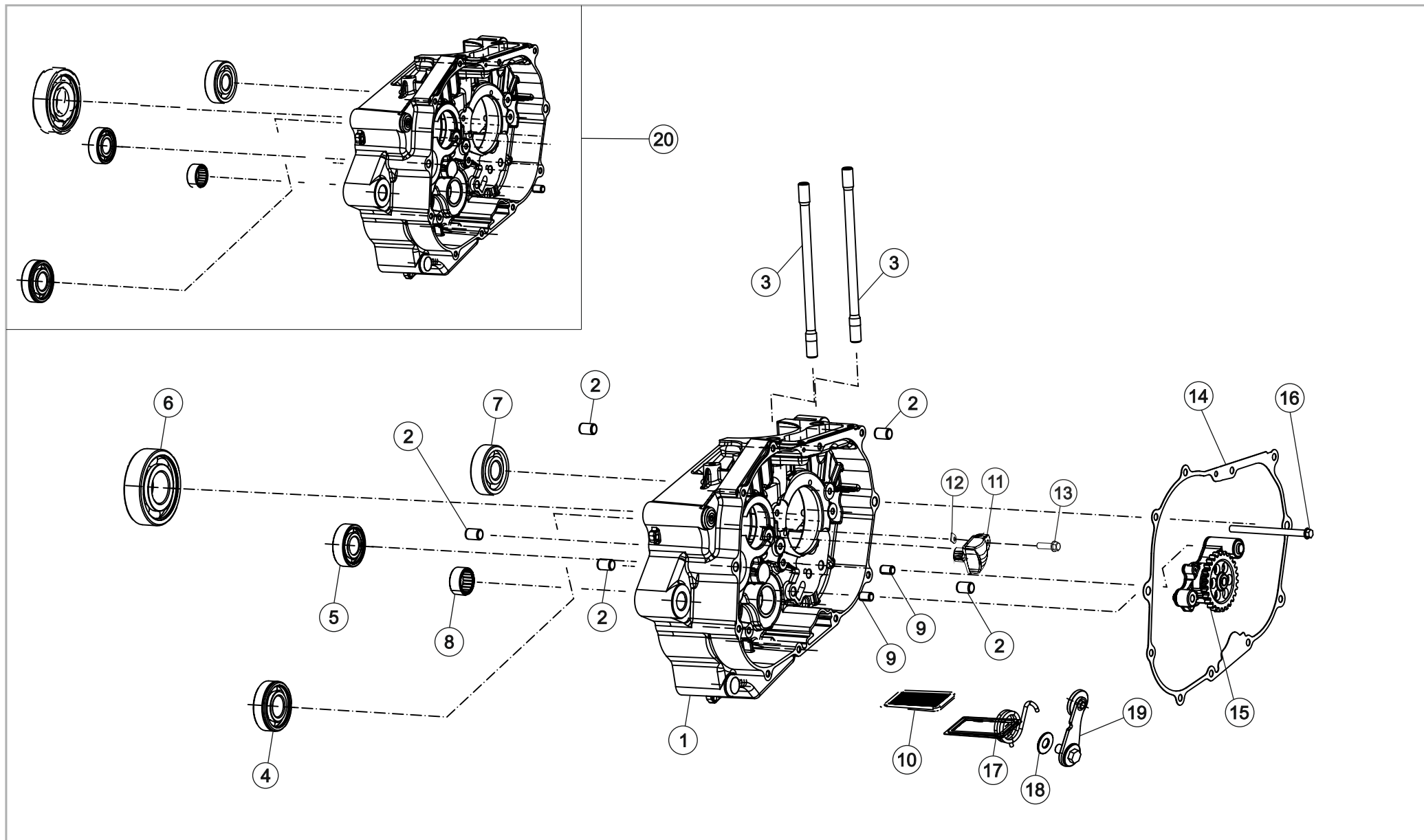


## 2 CRANKCASE LH



SR. NO.	PART NUMBERS	PART DESCRIPTION	FRT	QTY	REMARKS
1	T0202CVG0260N	CCLH WITH OIL PLUG & BREATHER PIPE_CHROME VARIANT	8.2	1	
2	T0202CUF0760N	STUD - M10	3.3	2	
3	SP010103901	BEARING BALL CRANKSHAFT (DIA30*DIA72*19)	8.2	1	
4	T18050UF0130N	BEARING BALL INPUT (DIA15*DIA35*11)	8.2	1	
5	T18050UF0140N	BEARING BALL OUTPUT - ONE SIDE SEAL (DIA22*DIA50*14)	8.2	1	
6	T18050UF0320N	BEARING BALL BALANCER (6303.C3) (Ø17*Ø47*14)	8.2	1	
7	T18020UF0080N	OIL SEAL, OUTPUT SHAFT (DIA22*DIA34*7) FKM	0.6	1	
8	TSF0602039	INTERNAL CIRCLIP (Ø35*1.75)	0.6	1	
9	T18020UF0090N	OIL SEAL, LEVER SHIFT SHAFT (DIA14*DIA28*7) FKM	0.6	1	
10	T0202CUF2440N	BOLT, DRAIN MAGNETIC - M12X1.5	0.2	1	
11	MJ01700006100	WASHER -OIL DRAIN PLUG (DIA14.2*DIA20*2) (COMMON E01)	0.2	1	
12	T0217AUF0030N	SLIDING CONTACT NEUTRAL SWITCH	0.4	1	
13	T18050UF0160N	NEEDLE BRG STRATER INTERIM GEAR (DIA10*DIA14*10)	0.8	1	
14	T18050UF0310N	NEEDLE BRG (DIA14*DIA20*12) SHIFT SHAFT LH SIDE	8.2	1	
15	T0202CUF0780N	BOLT, SHIFTER STOPPER - M8X1.25	4.0	1	
16	T18070UF0030N	DOWEL PIN, HOLLOW DIA12*15	4.0	2	
17	SP0906043	BOLT, HEX FLANGE SH - M6X60	0.1	3	
18	TSF0102290	BOLT, HEX FLANGE SH - M6X35	0.1	1	
19	T0217AVG0010N	CHANGE INDICATOR SWITCH WITH O RING	0.4	1	
20	T18020UF0100N	OIL SEAL, NEUTRAL SWITCH	0.6	1	
21	SP0906029	BOLT, HEX FLANGE SH-M6X20	0.2	1	
22	TSF0102291	BOLT, HEX FLANGE SH - M6X75	0.1	3	
23	SP0906033	BOLT, HEX FLANGE SH - M6X65	0.1	1	
24	T02090VG0030N	GASKET, CRANKCASE 334	8.2	1	
25	SP0906034	BOLT, HEX FLANGE SH - M6X85	0.1	2	
26	T0202DVE0240N	GAUGE INSPECTION COVER_CHROME VARIANT	0.1	1	
27	T0202CVG0250N	CRANK CASE LH WITH BEARINGS_SILVER	8.2	1	

### 3 CRANKCASE RH

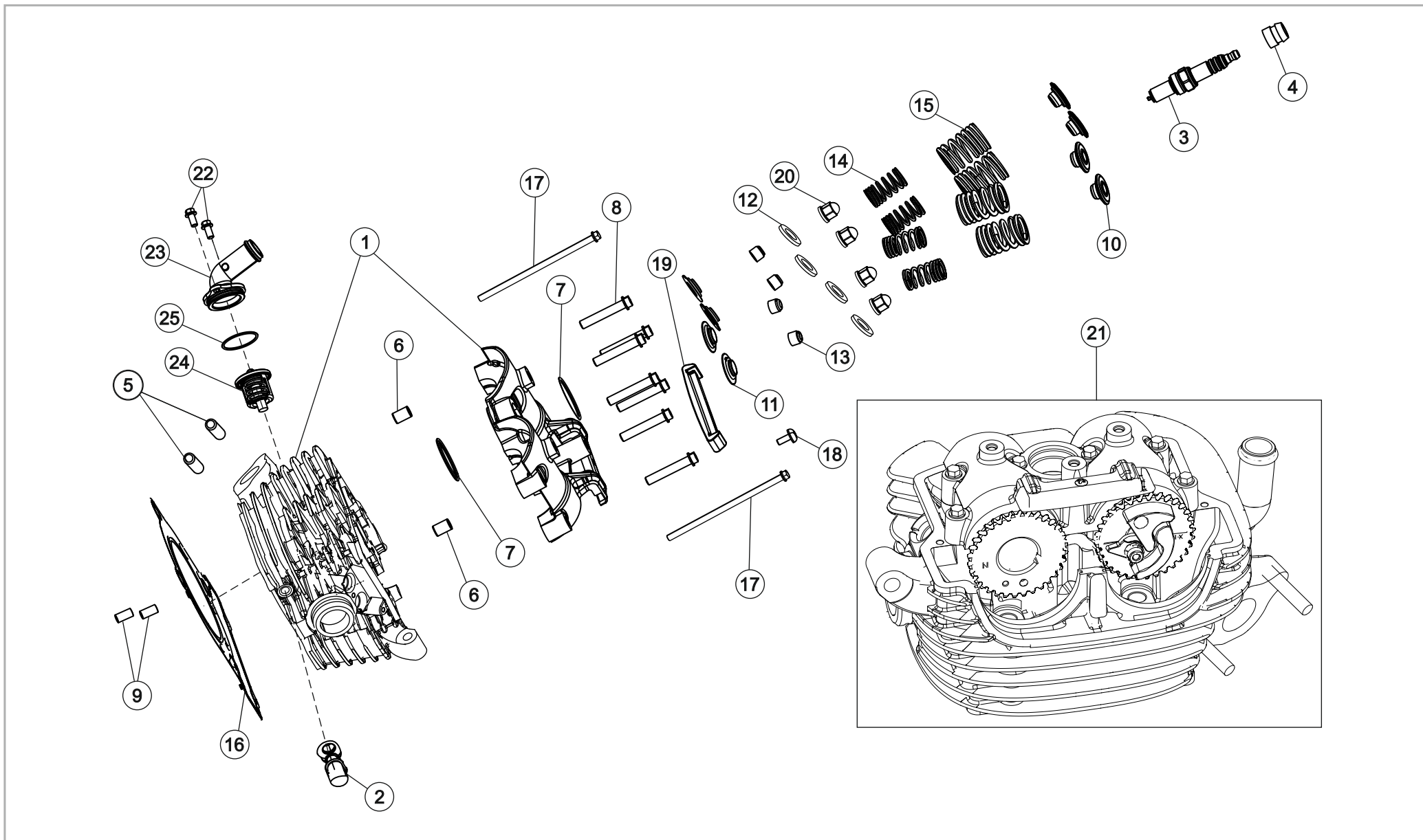


### 3 CRANKCASE RH



SR. NO.	PART NUMBERS	PART DESCRIPTION	FRT	QTY	REMARKS
1	T0202CVG0310N	CRANKCASE RH_CHROME VARIANT	8.2	1	
2	MJ01760000600	DOWEL PIN, HOLLOW DIA10*14 (COMMON WITH E01)	8.2	5	
3	T0202CUF0760N	STUD - M10	3.3	2	
4	T18050UF0280N	BEARING INPUT SHAFT (DIA20*DIA47*14)	8.2	1	
5	T18050UF0170N	BEARING OUTPUT SHAFT (DIA17*DIA40*12)	8.2	1	
6	SP010103901	BEARING BALL CRANKSHAFT (DIA30*DIA72*19)	8.2	1	
7	T18050UF0320N	BEARING BALL BALANCER (6303.C3) (Ø17*Ø47*14)	8.2	1	
8	T18050UF0190N	BEARING NEEDLE SKF HK2012 (DIA20*DIA26*12)	8.2	1	
9	MJ01760000500	DOWEL PIN, HOLLOW (Ø8*12)	1.4	2	
10	T0203BUF0150N	OIL STRAINER	0.6	1	
11	T0202CVG0410N	BREATHER HOLE COVER PLATE	1.4	1	
12	T0202CUF0510N	LOCK PLATE INPUT BEARING	1.4	1	
13	TSF0102281	FLANGE BOLT M6*10	1.4	2	
14	T0209DUF0210N	GASKET, COVER RH	0.7	1	
15	T0203AUF0160N	OIL PUMP COMPLETE - ADVIK	0.7	1	
16	SP0906034	BOLT, HEX FLANGE SH - M6X85	0.7	1	
17	T0202CUF0480N	DRUM LOCK SPRING	0.8	1	
18	T18010UF0150N	WASHER, STAR DRUM BOLT(Ø6.4*Ø15*1)	0.7	1	
19	T0215CUF0650N	ASSEMBLY STOPPER COMP GEAR SHIFT DRUM	0.7	1	
20	T0202CVG0300N	CRANKCASE RH WITH BEARINGS (SILVER COLOUR)	8.2	1	

# 4 CYLINDER HEAD EXPLOSION

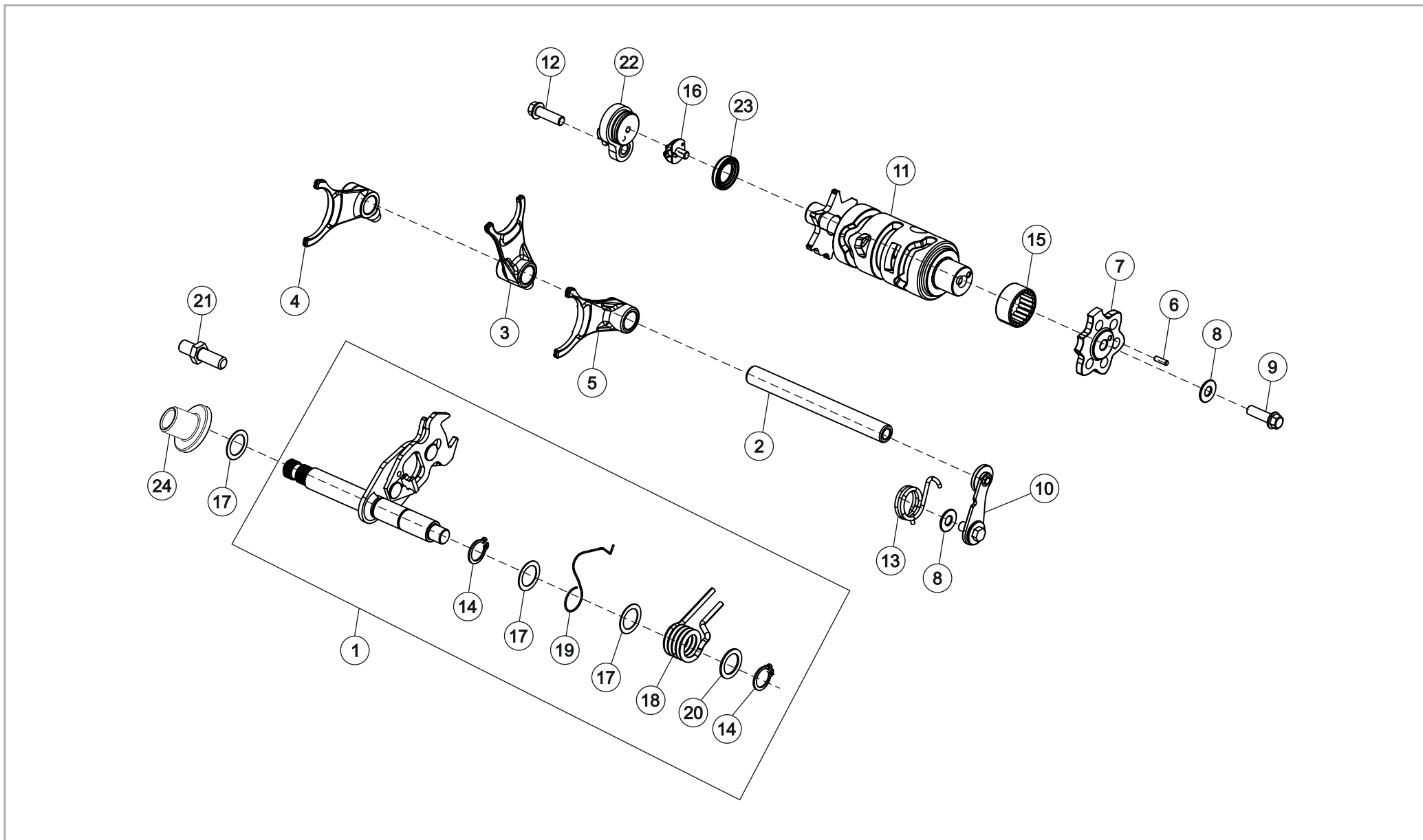


# 4 CYLINDER HEAD EXPLOSION



SR. NO.	PART NUMBERS	PART DESCRIPTION	FRT	QTY	REMARKS
1	T0202BVG0390N	SUB ASSY CYLINDER HEAD & CAMSHAFT HOLDER__BLACK MAT RAVEN TEXTURE	5.2	1	
2	T1502HUF0060N	WATER SENSOR	0.3	1	
3	T1502DUF0070N	SPARK PLUG	0.5	1	
4	T02010UF0020N	GROMATE, SPARK PLUG	0.5	1	
5	T0202BVG0040N	STUD MUFFLER (M8X48)_BSVI	2.4	4	
6	MJ01760000500	DOWEL PIN, HOLLOW (Ø8*12)	0.6	2	
7	T18040UF0090N	O-RING, CAMSHAFT HOLDER	0.5	2	
8	TSF0102290	BOLT, HEX FLANGE SH - M6X35	0.6	7	
9	T0202AUF0820N	DOWEL PIN, SOLID (Ø6X14)	4.2	2	
10	T0202BUF0420N	UPPER VALVE SPRING RETAINER	4.6	4	
11	T0202BUF0410N	LOWER VALVE SPRING RETAINER	4.6	4	
12	T0202BUF1660N	HEAD NUT WASHER CYLINDER HEAD (Ø10.2*Ø18*2)	1.1	4	
13	T0208BUF0510N	VALVE STEM SEAL	4.6	4	
14	T0202BVG0240N	INNER VALVE SPRING(C334)	4.6	4	
15	T0202BVG0250N	OUTER VALVE SPRING(C334)	4.6	4	
16	T02090VG0020N	GASKET, CYLINDER HEAD C334	4.2	1	
17	TSF0102293	BOLT, HEX FLANGE SH - M6X130 (HEAD MOUNT)	3.2	2	
18	93500-04010-OH	PAN HEAD SCREW (M4*10)	0.5	1	
19	T0208AUF0640N	GUIDE CHAIN (TOP) WITH INSERT	0.5	1	
20	T0202BUF2140N	HEAD NUT CAP TYPE	1.1	4	
21	T0202BVG0380N	ASM CYL HEAD CP4 FINS MACHINED WITH BS6	1.0	1	
22	SP0906041	BOLT, HEX FLANGE SH-M6X12	0.2	2	
23	T04000VG0010N	COVER THERMOSTAT__BLACK MAT RAVEN TEXTURE	0.4	1	
24	T0401EVE0030N	THERMOSTAT VALVE TWO WAY	0.4	1	
25	T0209BVE0020N	O RING THEMOSTAT 1.78X33.05	0.4	1	

# 5 DRUM ASM & SHIFT SHAFT MECH CAMBINE

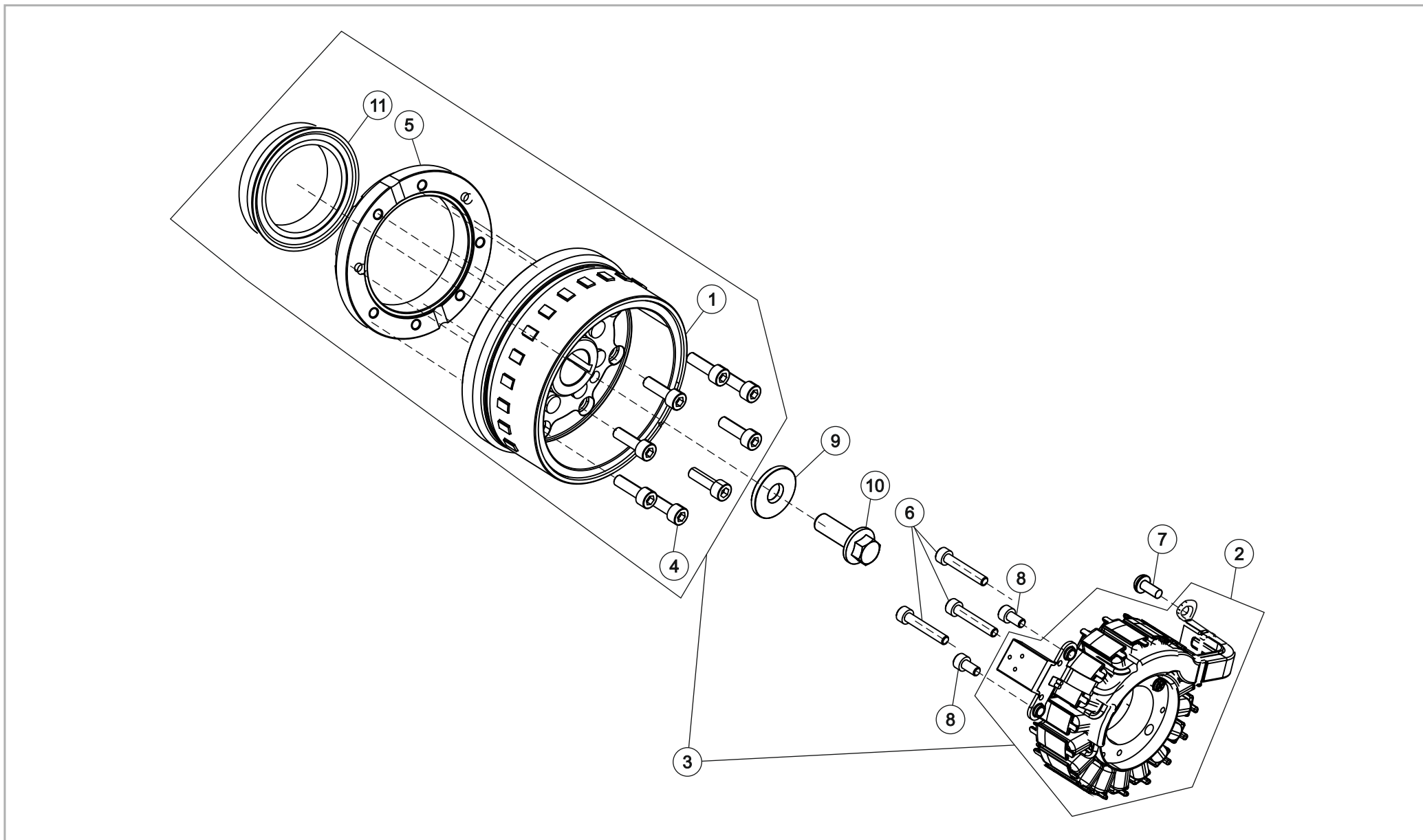


# 5 DRUM ASM & SHIFT SHAFT MECH CAMBINE



SR. NO.	PART NUMBERS	PART DESCRIPTION	FRT	QTY	REMARKS
1	T0215CUF0580N	LEVER COMPLETE GEAR SHIFT WITH TORSION SPRING	8.2	1	
2	T0215CUF0430N	SHAFT, FORK GEAR SHIFT	8.2	1	
3	T0215CVG0020N	FORK, GEAR SHIFT INPUT	8.2	1	
4	T0215CVG0030N	FORK GEAR SHIFT OUTPUT LEFT	8.2	1	
5	T0215CVG0040N	FORK GEAR SHIFT OUTPUT RIGHT	8.2	1	
6	T0215CUF0400N	PIN STAR DRUM	0.8	1	
7	T0215CVG0080N	STAR DRUM	0.8	1	
8	T18010UF0150N	WASHER, STAR DRUM BOLT( $\varnothing 6.4 \times \varnothing 15 \times 1$ )	0.7	1	
9	SP0906029	BOLT, HEX FLANGE SH - M6X20	0.7	1	
10	T0215CUF0650N	ASSEMBLY STOPPER COMP GEAR SHIFT DRUM	0.7	1	
11	T0215CVG0050N	ASSEMBLY, SHIFT DRUM	8.2	1	
12	SP0906029	BOLT, HEX FLANGE SH - M6X20	8.2	1	
13	T0202CUF0480N	DRUMLOCK SPRING	0.7	1	
14	T0215CUF0350N	CIRCLIP, $\varnothing 12 \times \varnothing 20 \times 0.5$	8.2	2	
15	T18050UF0190N	BEARING NEEDLE SKF	8.2	1	
16	T0217AUF0030N	SLIDING CONTACT NEUTRAL SWITCH	8.2	1	
17	T18010UF0120N	WASHER, SHIFT SHAFT ( $\varnothing 14 \times \varnothing 20 \times 0.5$ )	8.2	3	
18	T0215CUF0340N	SLECTOR TORSION SPRING	8.2	1	
19	T0215CUF0570N	TORSION SPRING	8.2	1	
20	T18010UF1000N	WASHER, SHIFT SHAFT ( $\varnothing 14 \times \varnothing 20 \times 1$ )	8.2	1	
21	T0202CUF0780N	BOLT, SHIFTER STOPPER - M8X1.25	4.0	1	
22	T0217AVG0010N	NEUTRAL SWITCH WITH O RING	0.2	1	
23	T18020UF0100N	OIL SEAL, NEUTRAL SWITCH	8.2	1	
24	T02200KE0010N	CHAIN SLIDER BUSH	0.3	1	

# 6 MAGNETO ASSEMBLY - OBD II

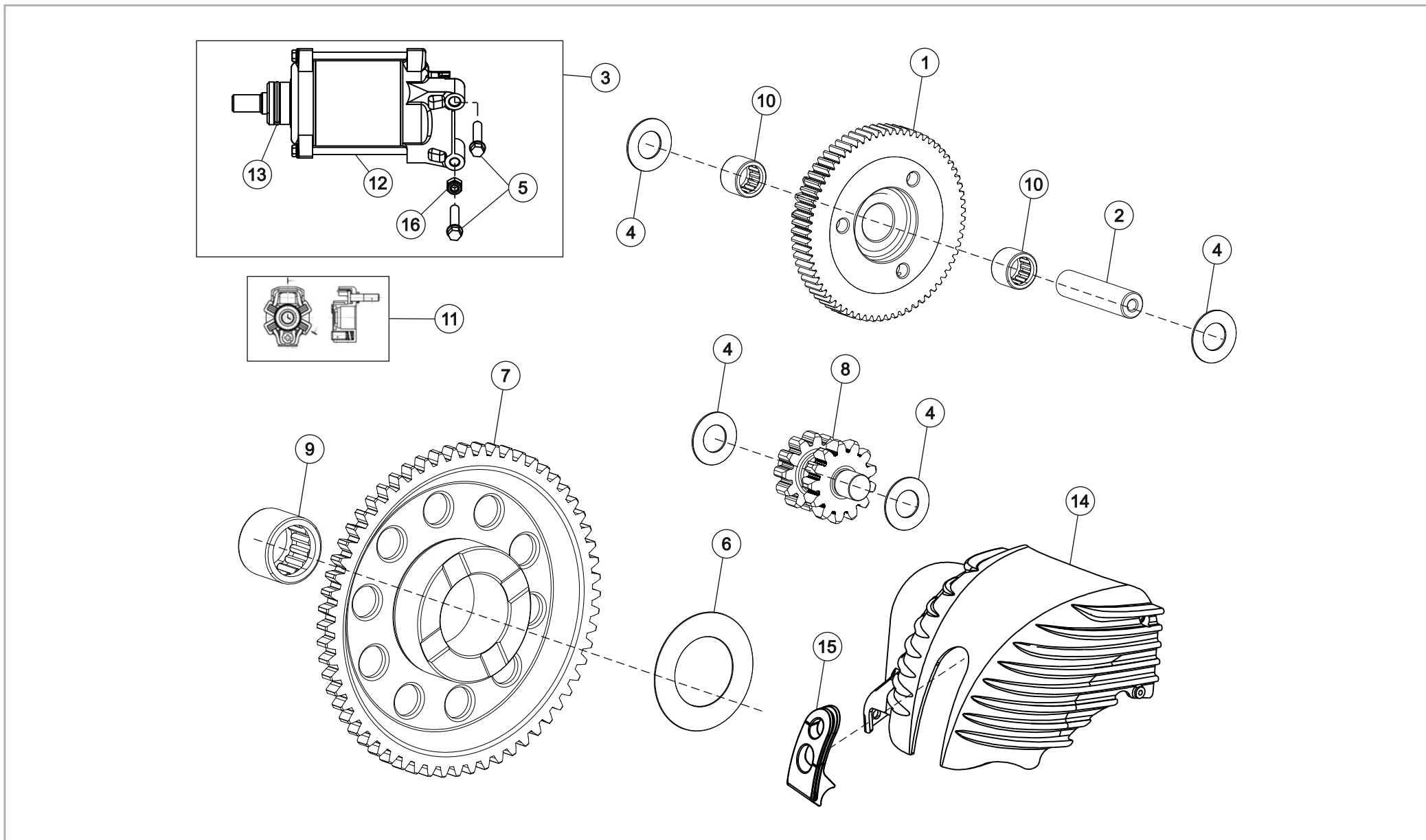


## 6 MAGNETO ASSEMBLY - OBD II



SR. NO.	PART NUMBERS	PART DESCRIPTION	FRT	QTY	REMARKS
1	T1502AVG0040N	ROTOR ASSEMBLY (HIGHER INERTIA) (WITH GI) (NVH)	0.5	1	
2	T1502AVG0060N	STATOR ASSEMBLY (HIGHER INERTIA) (WITH GI) (NVH)	0.7	1	
3	T1502AVG0070N	MAGNETO ASSEMBLY (HIGHER INERTIA) (WITH GI)(NVH)	0.6	1	
4	TSF0224076	BOLT, SOCKET HEAD_M6X1X20	0.6	8	
5	T1502AUF0190N	FLANGE ONE WAY CLUTCH	0.6	1	
6	TSF0224075	BOLT, HEX SOCKET HEAD - M5X30 (STATOR MOUNT)	0.5	3	
7	SP0805020	PAN HEAD SCREW - M5X12	0.5	1	
8	TSF0224077	BOLT, HEX SOCKET HEAD - M5*10	0.7	2	
9	T0202DVG0810N	STEP BUSH (H I MAGNETO) (NVH)	0.5	1	
10	T1502AVG0050N	BOLT SPECIAL, MAGNETO (M10X1.25) (WITH INTEGRAL WASHER) (NVH)	0.5	1	
11	T1502AUF0120N	ONE WAY CLUTCH COMPONENT	0.5	1	

# 7 STARTING SYSTEM & STARTER MOTOR

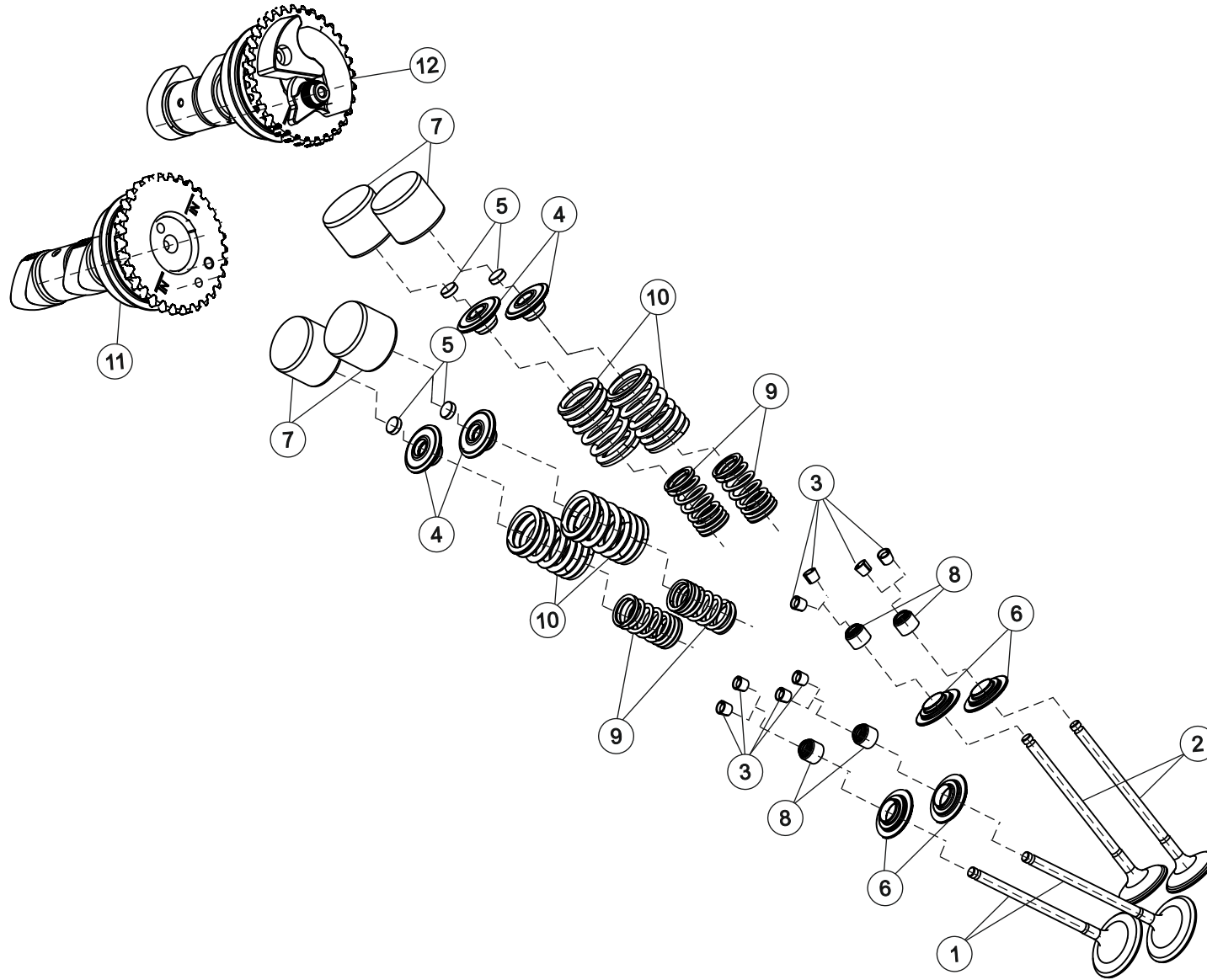


# 7 STARTING SYSTEM & STARTER MOTOR



SR. NO.	PART NUMBERS	PART DESCRIPTION	FRT	QTY	REMARKS
1	T0205BVG0050N	ASSEMBLY SLIPPER CLUTCH	0.1	1	
2	T0205BUF0350N	SHAFT, STARTER COUNTER	0.1	1	
3	T1503BUF0060N	ASSEMBLY, STARTER MOTOR	0.5	1	
4	T18010UF0920N	WASHER_10.3*20*0.8 (STRATER INTRM GEAR)	0.1	4	
5	TSF0102296	BOLT, HEX FLANGE SH - M6X30 (STARTER MOTOR COUNT)	0.1	2	
6	T18010UF0940N	WASHER ONE WAY CLUTCH	0.3	1	
7	T0205BUF0310N	GEAR, STARTER OWC	0.3	1	
8	T0205BUF0320N	GEAR, INTERIM STARTER COUNTER	0.2	1	
9	T18050UF0260N	NEEDLE ROLLER BEARING (Ø26XØ31X24) - SINGLE ROW	0.5	1	
10	T18050UF0160N	NEEDLE BRG STARTER INTERIM GEAR (DIA10*DIA14*10)	0.6	2	
11	T1501BKE0010E	BRUSH HOLDER SET	0.8	1	
12	T1501BKE0020E	SQUARE RING	0.4	2	
13	T1503BKE0030E	O RING	0.4	1	
14	T0202DVE0100N	COVER STARTER MOTOR_CHROME VARIANT	0.4	1	
15	T0209CVE0010N	RUBBER GROMMET STARTER MOTOR COVER	0.4	1	
16	TSF0318007	M6 NYLOC NUT (BLACK)	0.1	1	

# 8 VALVE TRAIN AND CAM SHAFT

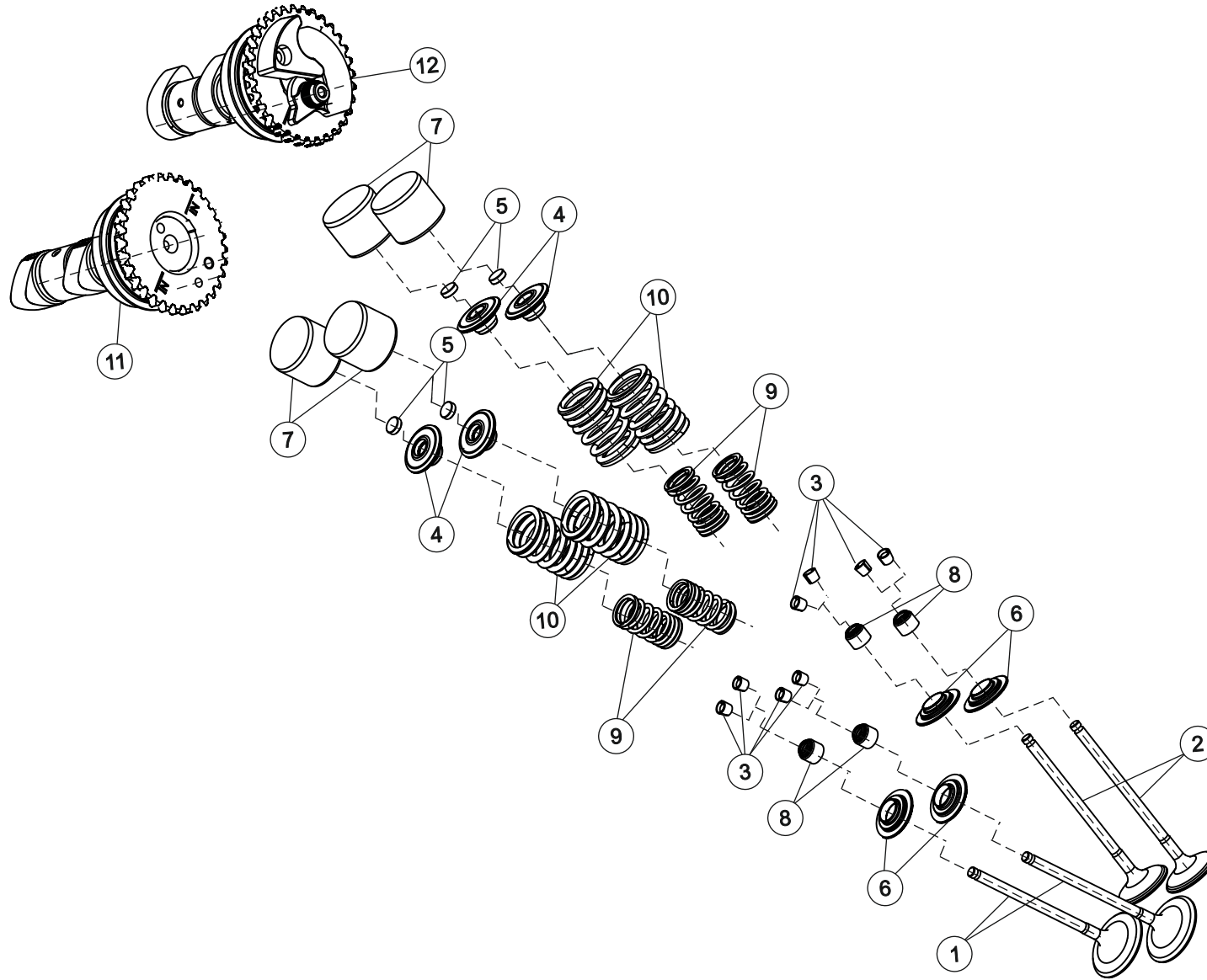


# 8 VALVE TRAIN AND CAM SHAFT



SR. NO.	PART NUMBERS	PART DESCRIPTION	FRT	QTY	REMARKS
1	T0208DUF0430N	VALVE, INTAKE	4.6	2	
2	T0208DVG0010N	VALVE, EXHAUST	4.6	2	
3	T0208BUF0490N	COTTER	4.6	8	
4	T0202BUF0420N	UPPER VALVE SPRING RETAINER	4.6	4	
5	T0208BUF0480N	SHIM KIT	1.5	1	
5	T0208EUF0670N	SHIM 2.000-2.020	1.5	4	
5	T0201AUF0340N	SHIM 2.021-2.040	1.5	4	
5	T0208EUF0680N	SHIM 2.041-2.060	1.5	4	
5	T0201AUF0350N	SHIM 2.061-2.080	1.5	4	
5	T0208EUF0690N	SHIM 2.081-2.100	1.5	4	
5	T0201AUF0360N	SHIM 2.101-2.120	1.5	4	
5	T0208EUF0700N	SHIM 2.121-2.140	1.5	4	
5	T0201AUF0370N	SHIM 2.141-2.160	1.5	4	
5	T0208EUF0710N	SHIM 2.161-2.180	1.5	4	
5	T0201AUF0380N	SHIM 2.181-2.200	1.5	4	
5	T0208EUF0720N	SHIM 2.201-2.220	1.5	4	
5	T0201AUF0390N	SHIM 2.221-2.240	1.5	4	
5	T0208EUF0730N	SHIM 2.241-2.260	1.5	4	
5	T0201AUF0400N	SHIM 2.261-2.280	1.5	4	
5	T0208EUF0740N	SHIM 2.281-2.300	1.5	4	
5	T0201AUF0410N	SHIM 2.301-2.320	1.5	4	
5	T0208EUF0750N	SHIM 2.321-2.340	1.5	4	
5	T0201AUF0420N	SHIM 2.341-2.360	1.5	4	
5	T0208EUF0760N	SHIM 2.361-2.380	1.5	4	
5	T0201AUF0430N	SHIM 2.381-2.400	1.5	4	
5	T0208EUF0770N	SHIM 2.401-2.420	1.5	4	
5	T0201AUF0440N	SHIM 2.421-2.440	1.5	4	
5	T0208EUF0780N	SHIM 2.441-2.460	1.5	4	
5	T0201AUF0450N	SHIM 2.461-2.480	1.5	4	
5	T0208EUF0790N	SHIM 2.481-2.500	1.5	4	

# 8 VALVE TRAIN AND CAM SHAFT

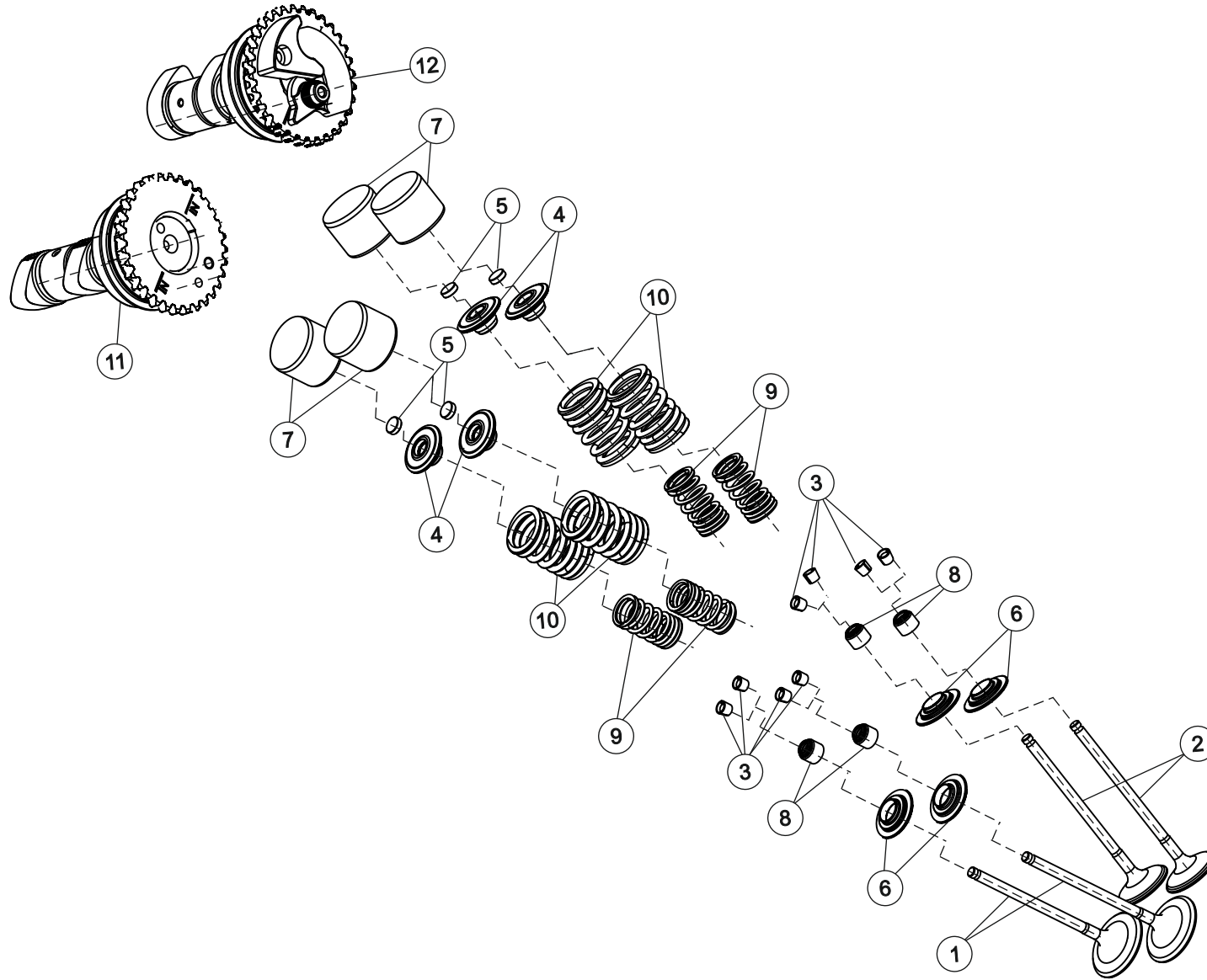


# 8 VALVE TRAIN AND CAM SHAFT



SR. NO.	PART NUMBERS	PART DESCRIPTION	FRT	QTY	REMARKS
5	T0201AUF0460N	SHIM 2.501-2.520	1.5	4	
5	T0208EUF0800N	SHIM 2.521-2.540	1.5	4	
5	T0201AUF0470N	SHIM 2.541-2.560	1.5	4	
5	T0208EUF0810N	SHIM 2.561-2.580	1.5	4	
5	T0201AUF0480N	SHIM 2.581-2.600	1.5	4	
5	T0208EUF0820N	SHIM 2.601-2.620	1.5	4	
5	T0201AUF0490N	SHIM 2.621-2.640	1.5	4	
5	T0208EUF0830N	SHIM 2.641-2.660	1.5	4	
5	T0201AUF0500N	SHIM 2.661-2.680	1.5	4	
5	T0208EUF0840N	SHIM 2.681-2.700	1.5	4	
5	T0201AUF0510N	SHIM 2.701-2.720	1.5	4	
5	T0201AUF0520N	SHIM 2.721-2.740	1.5	4	
5	T0201AUF0530N	SHIM 2.741-2.760	1.5	4	
5	T0201AUF0640N	SHIM 2.761-2.780	1.5	4	
5	T0201AUF0540N	SHIM 2.781-2.800	1.5	4	
5	T0201AUF0550N	SHIM 2.801-2.820	1.5	4	
5	T0201AUF0560N	SHIM 2.821-2.840	1.5	4	
5	T0201AUF0570N	SHIM 2.841-2.860	1.5	4	
5	T0201AUF0580N	SHIM 2.861-2.880	1.5	4	
5	T0201AUF0590N	SHIM 2.881-2.900	1.5	4	
5	T0201AUF0600N	SHIM 2.901-2.920	1.5	4	
5	T0202AUF2110N	SHIM 2.921-2.940	1.5	4	
5	T0201AUF0610N	SHIM 2.941-2.960	1.5	4	
5	T0201AUF0620N	SHIM 2.961-2.980	1.5	4	
5	T0201AUF0630N	SHIM 2.981-3.000	1.5	4	
6	T0202BUF0410N	LOWER VALVE SPRING RETAINER	4.6	4	
7	T0208BUF0500N	TAPPET	1.2	4	
8	T0208BUF0510N	VALVE STEM SEAL	4.6	4	
9	T0202BVG0240N	INNER VALVE SPRING(C334)	4.6	4	
10	T0202BVG0250N	OUTER VALVE SPRING(C334)	4.6	4	

# 8 VALVE TRAIN AND CAM SHAFT

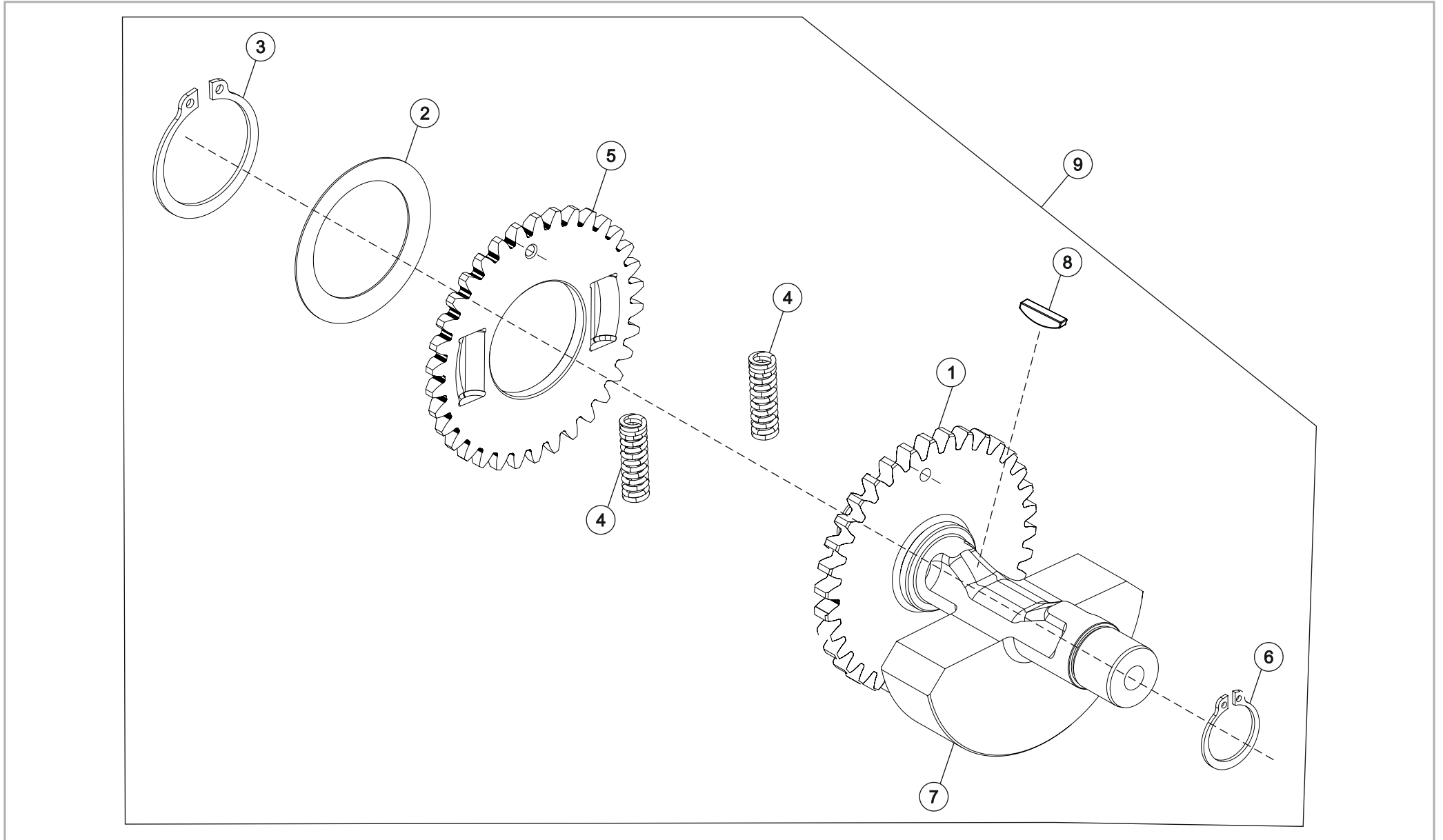


# 8 VALVE TRAIN AND CAM SHAFT



SR. NO.	PART NUMBERS	PART DESCRIPTION	FRT	QTY	REMARKS
11	T0208AVG0010N	ASSEMBLY, CAMSHAFT INTAKE	1.1	1	
12	T0208AVG0030N	ASSEMBLY, CAMSHAFT EXHAUST	1.1	1	

# 9 BALANCER SHAFT ASSEMBLY

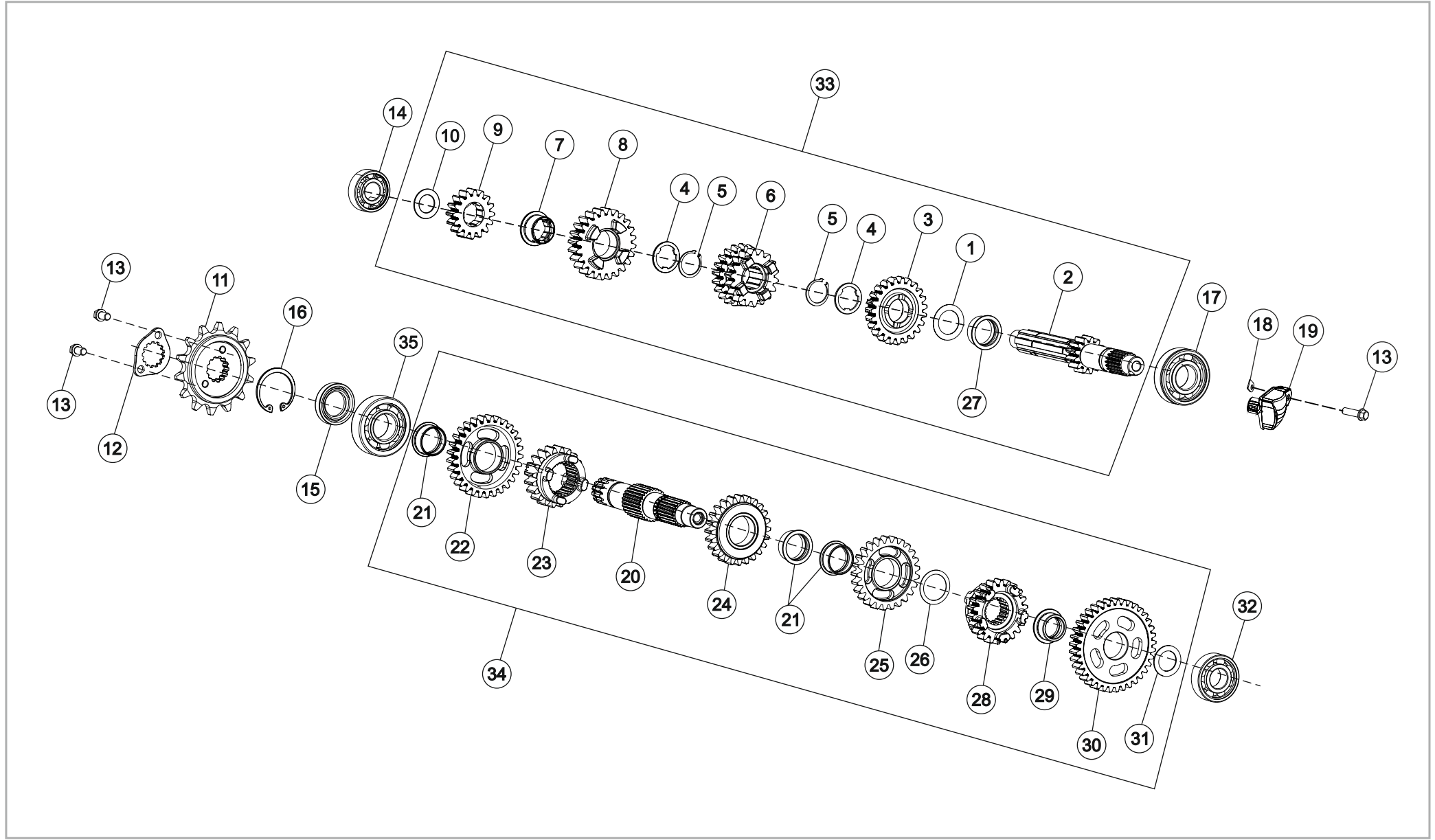


# 9 BALANCER SHAFT ASSEMBLY



SR. NO.	PART NUMBERS	PART DESCRIPTION	FRT	QTY	REMARKS
1	T0204EUF0070N	BALANCER SHAFT FIXED GEAR	8.2	1	
2	T0204EUF0100N	PLATE SPRING	8.2	1	
3	T0204EUF0110N	CIRCLIP (F30)	8.2	1	
4	T0204EVG0040N	BALANCER GEAR SPRING	8.2	2	
5	T0204EUF0080N	BALANCER GEAR, DAMPING	8.2	1	
6	T0204EUF0120N	CIRCLIP A17X1	8.2	1	
7	T0204EVG0020N	BALANCER SHAFT	8.2	1	
8	T18080UF0030N	KEY LOCK	8.2	1	
9	T0204EVG0010N	ASSEMBLY BALANCER SHAFT COMPLETE	8.2	1	

# 10 TRANSMISSION SYSTEM - OBD II

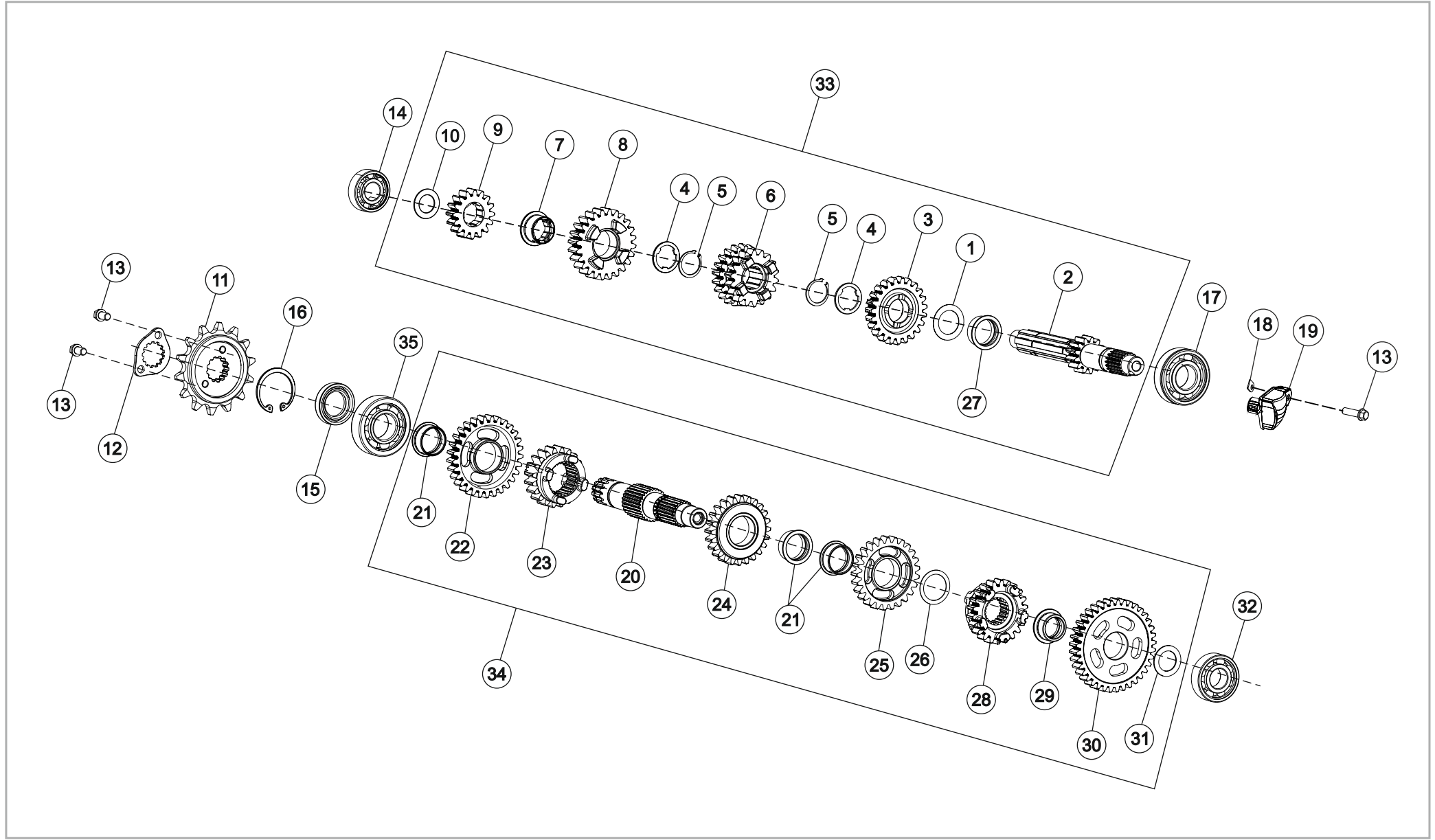


# 10 TRANSMISSION SYSTEM - OBD II



SR. NO.	PART NUMBERS	PART DESCRIPTION	FRT	QTY	REMARKS
1	T0215DVG0470N	WASHER_20.2*30*0.5	8.2	1	
2	T0215DVG0210N	SHAFT, INPUT T/M (NVH Final)	8.2	1	
3	T0215DVG0240N	GEAR, 5TH DRIVE (NVH Final)	8.2	1	
4	T0215DVG0280N	SPLINE WASHER_Ø20.3XØ26X1.6 (NVH Final)	8.2	1	
5	T0215AUF0130N	CIRCLIP	8.2	2	
6	T0215DVG0230N	GEAR, 3RD & 4TH DRIVE (INTEGRAL) (NVH Final)	8.2	1	
7	T0215DVG0270N	SPLINE BUSH - 6TH DRIVE (NVH Final)	8.2	1	
8	T0215DVG0250N	GEAR, 6TH DRIVE (NVH Final)	8.2	1	
9	T0215DVG0220N	GEAR, 2ND DRIVE (NVH Final)	8.2	1	
10	T18010UF0070N	WASHER_15.2X25X1	8.2	1	
11	T0215DUF0080N	SPROCKET, DRIVE	0.3	1	
12	T0215DUF0090N	LOCK PLATE DRIVE SPROCKET	0.3	1	
13	TSF0102281	FLANGE BOLT M6*10	0.3	4	
14	T18050UF0130N	BEARING BALL INPUT	8.2	1	
15	T18020UF0080N	OIL SEAL, OUTPUT SHAFT	8.2	1	
16	TSF0602039	INTERNAL CIRCLIP (Ø35*1.75)	0.2	1	
17	T18050UF0280N	BEARING INPUT SHAFT	8.2	1	
18	T0202CUF0510N	LOCK PLATE INPUT BEARING	0.8	1	
19	T0202CVG0410N	BREATHER HOLE COVER PLATE	0.8	1	
20	T0215DUF0190N	SHAFT, OUTPUT T/M	8.2	1	
21	T0215AUF0200N	BUSH, 2ND GEAR	8.2	3	
22	T0215DVG0160N	GEAR 2ND DRIVEN (NVH Final)	8.2	1	
23	T0215DVG0200N	GEAR 6TH DRIVEN (NVH Final)	8.2	1	
24	T0215DVG0180N	GEAR, 4th DRIVEN (NVH Final)	8.2	1	
25	T0215DVG0170N	GEAR 3RD, DRIVEN (NVH Final)	8.2	1	
26	T18010UF0090N	WASHER_22.2*28*0.5	8.2	1	
27	T0215DVG0260N	BUSH, 5TH GEAR (NVH Final) (ALL NEW PART ADDITION)	8.2	1	
28	T0215DVG0190N	GEAR, 5TH DRIVEN (NVH Final)	8.2	1	
29	T0215AUF0260N	BUSH, 1ST GEAR	8.2	1	
30	T0215DVG0150N	GEAR, 1ST DRIVEN (NVH Final)	8.2	1	

# 10 TRANSMISSION SYSTEM - OBD II

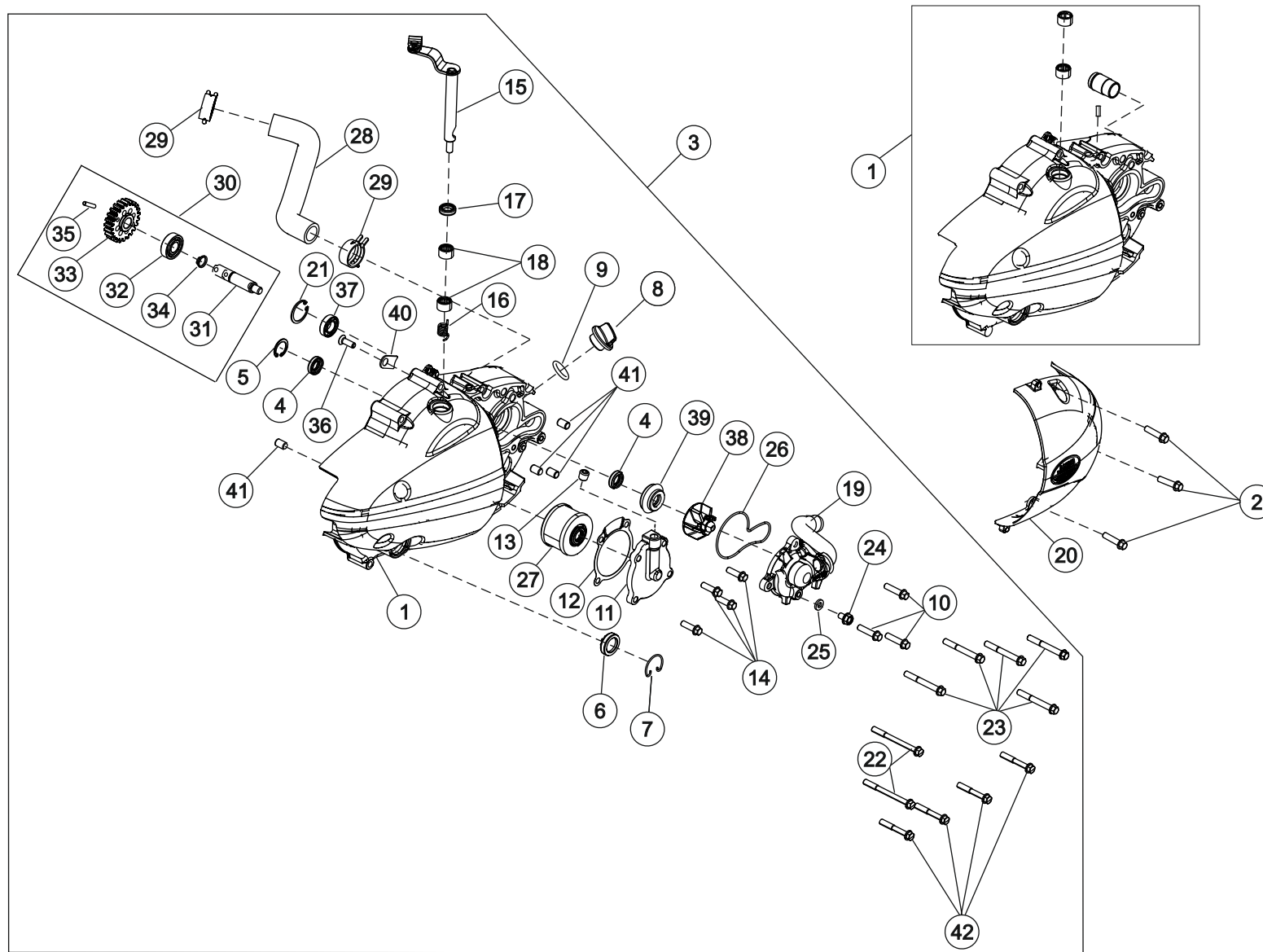


# 10 TRANSMISSION SYSTEM - OBD II



SR. NO.	PART NUMBERS	PART DESCRIPTION	FRT	QTY	REMARKS
31	T18010UF0100N	WASHER_Ø17.2*Ø26*1	8.2	1	
31	T0215AUF0990N	WASHER 17.2 X 26 X THK. (1.000 TO 1.050)	8.2	1	
31	T0215AUF1000N	WASHER 17.2 X 26 X THK. (1.051 TO 1.100)	8.2	1	
31	T0215AUF1010N	WASHER 17.2 X 26 X THK. (1.101 TO 1.150)	8.2	1	
31	T0215AUF1020N	WASHER 17.2 X 26 X THK. (1.151 TO 1.200)	8.2	1	
31	T0215AUF1030N	WASHER 17.2 X 26 X THK. (1.201 TO 1.250)	8.2	1	
31	T0215AUF1040N	WASHER 17.2 X 26 X THK. (1.251 TO 1.300)	8.2	1	
32	T18050UF0170N	BEARING OUTPUT SHAFT	8.2	1	
33	T0215AVG0030N	ASSEMBLY, INPUT SHAFT (NVH Final)	8.2	1	
34	T02150VG0190N	ASSEMBLY, OUTPUT SHAFT (NVH Final)	8.2	1	
35	T18050UF0140N	BEARING OUTPUT SHAFT	8.2	1	

# 11 R CRANKCASE COVER

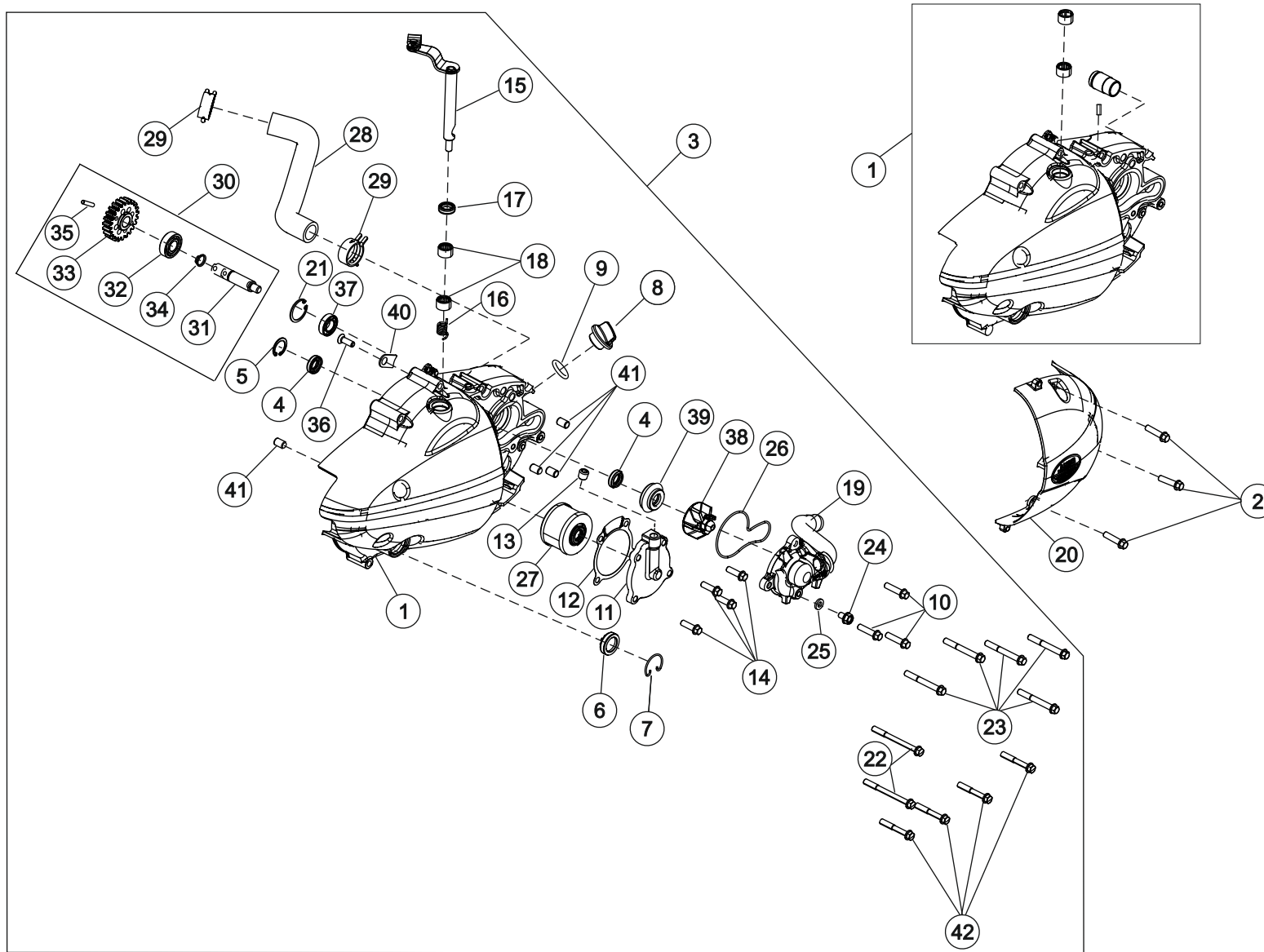


# 11 R CRANKCASE COVER



SR. NO.	PART NUMBERS	PART DESCRIPTION	FRT	QTY	REMARKS
1	T0202DVE0380N	COVER RH C300 WITH OIL PLUG	0.6	1	
2	SF0102034	FLANGE HEAD BOLT SH M6X28	0.2	3	
3	T0202DVG0750N	ASM COVER RH_SILVER VARIANT	0.6	1	
4	T18020UF0110N	OIL SEAL CRANKSHAFT	0.8	2	
5	T0202DUF0750N	CIRCLIP - OIL SEAL CRANKSHAFT	0.8	1	
6	T02090UH0010N	LENS, OIL LEVEL CHECK	0.4	1	
7	T0202CUF2410N	WIRE CLIP GLASS WINDOW	0.1	1	
8	T0203BUF0250N	CAP OIL FILLER	0.2	1	
9	T0209AVN0300N	O RING CAP OIL FILLER	0.2	1	
10	SP0206021	BOLT, HEX FLANGE SH - M6X25	0.2	3	
11	T0202DVE0080N	COVER OIL FILTER C300	0.2	1	
12	T02090VE0030N	GASKET COVER OIL FILTER	0.2	1	
13	0302AB0560N	PLUG M8X1.25	0.2	1	
14	SP0906029	BOLT, FLANGE HEX HEAD SH M6X20	0.2	4	
15	T0219AUF0010N	ASSEMBLY CLUTCH LIFTER (APPLICABLE FOR CHROME & NVH BLACK VARIANT)	0.6	1	
16	T0219AUF0060N	CLUTCH LIFTER SPRING	0.6	1	
17	T18020UF0130N	SELECTOR SEAL	0.6	1	
18	T18050UF0220N	NEEDLE ROLLER BEARING (12*16*10)	0.8	2	
19	T0202DVE0130N	ASM COVER COOLANT PUMP	0.2	1	
20	T0202DVG0710N	SERVICE COVER RH BUFFED AND LACQURED	0.1	1	
21	SF0602068	CIRCLIP INT - LUG 25X1.2	0.7	1	
22	SP0906033	BOLT, HEX FLANGE SH - M6X65	0.3	2	
23	SP0906035	BOLT, HEX FLANGE SH - M6X50	0.3	5	
24	TSF0102281	FLANGE BOLT M6*10	0.2	1	
25	MJ01700005400	SEALING WASHER (6.2 X 12 X 2)	0.2	1	
26	T0209BVE0010N	O-RING, COVER COOLANT PUMP	0.2	1	
27	T0203BUF0260N	OIL FILTER ASSEMBLY	0.3	1	
28	T04000KW0050N	HOSE PIPE TO CYLINDER BLOCK	0.3	1	
29	T0401DKE0290N	SPRING BAND CLAMP DIA 24	0.3	2	
30	T0204AVE0070N	ASM COOLANT PUMP SHAFT	0.4	1	

# 11 R CRANKCASE COVER

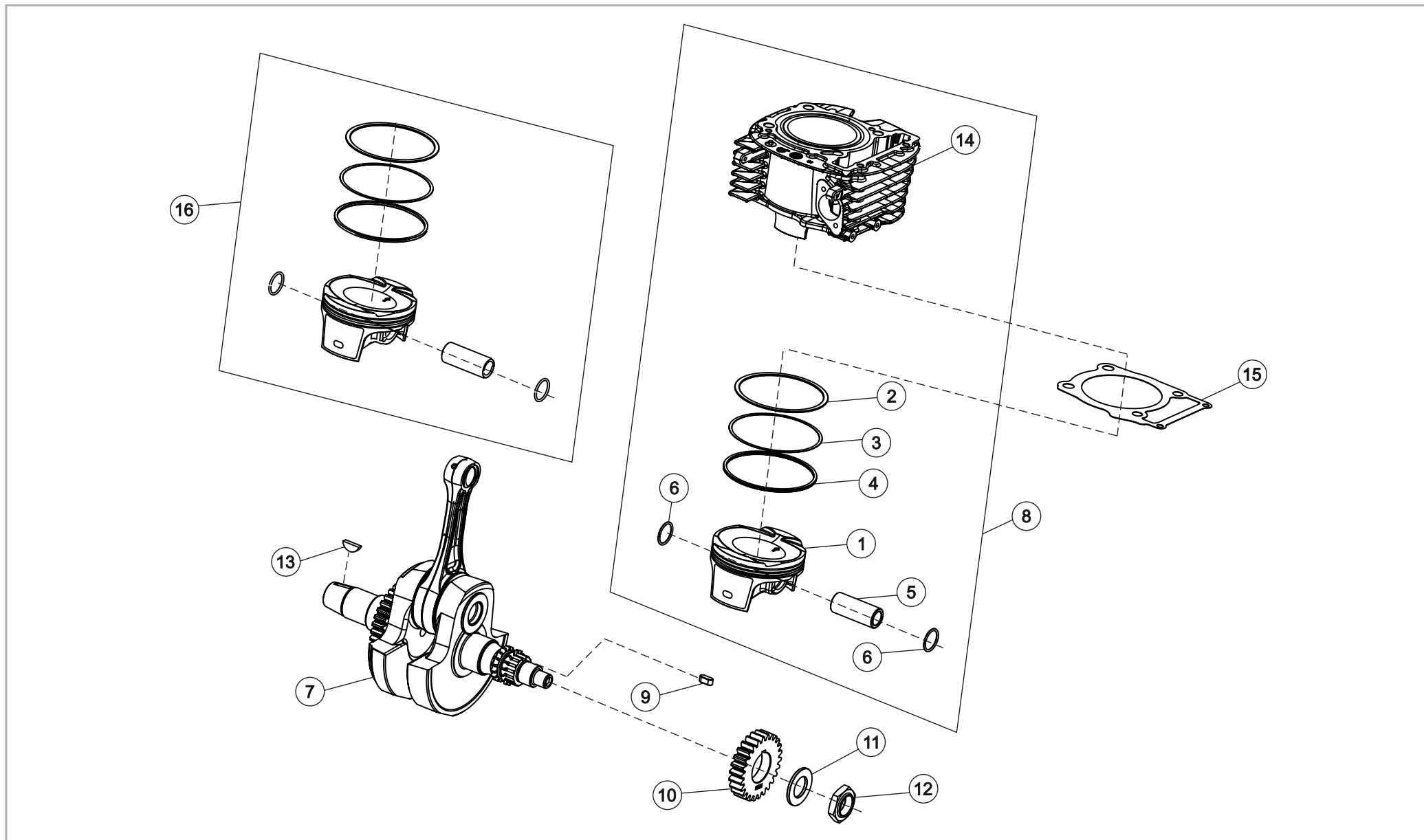


# 11 R CRANKCASE COVER



SR. NO.	PART NUMBERS	PART DESCRIPTION	FRT	QTY	REMARKS
31	T0401EVE0010N	SHAFT COOLANT PUMP C300	0.6	1	
32	MF01850000300	DG BALL BRG 12X28X8 6001	0.6	1	
33	T0401EVG0030N	COOLANT PUMP GEAR_BLACK MAT RAVEN TEXTURE	0.5	1	
34	SF0601216	CIRCLIP EXT - LUG 12X1.5	0.6	1	
35	T0202DUF0850N	PIN WATER PUMP GEAR	0.6	1	
36	SF0211009	SCREW FTCS CR SL M6X1X18X8.8	0.3	1	
37	SP010102309	BEARING DG BALL SR 12X24X6	0.3	1	
38	T0401EUF0030N	IMPELLER	0.6	1	
39	T0401EUF0040N	WATER SEAL	0.6	1	
40	T0401BVE0010N	PLATE RETAINER	0.3	1	
41	MJ01760000500	DOWEL PIN, HOLLOW (Ø8*12)	0.3	4	
42	SP0906032	FLANGE BOLT SH - M6 X 40	0.3	4	

# 12 CRANKSHAFT AND PISTON

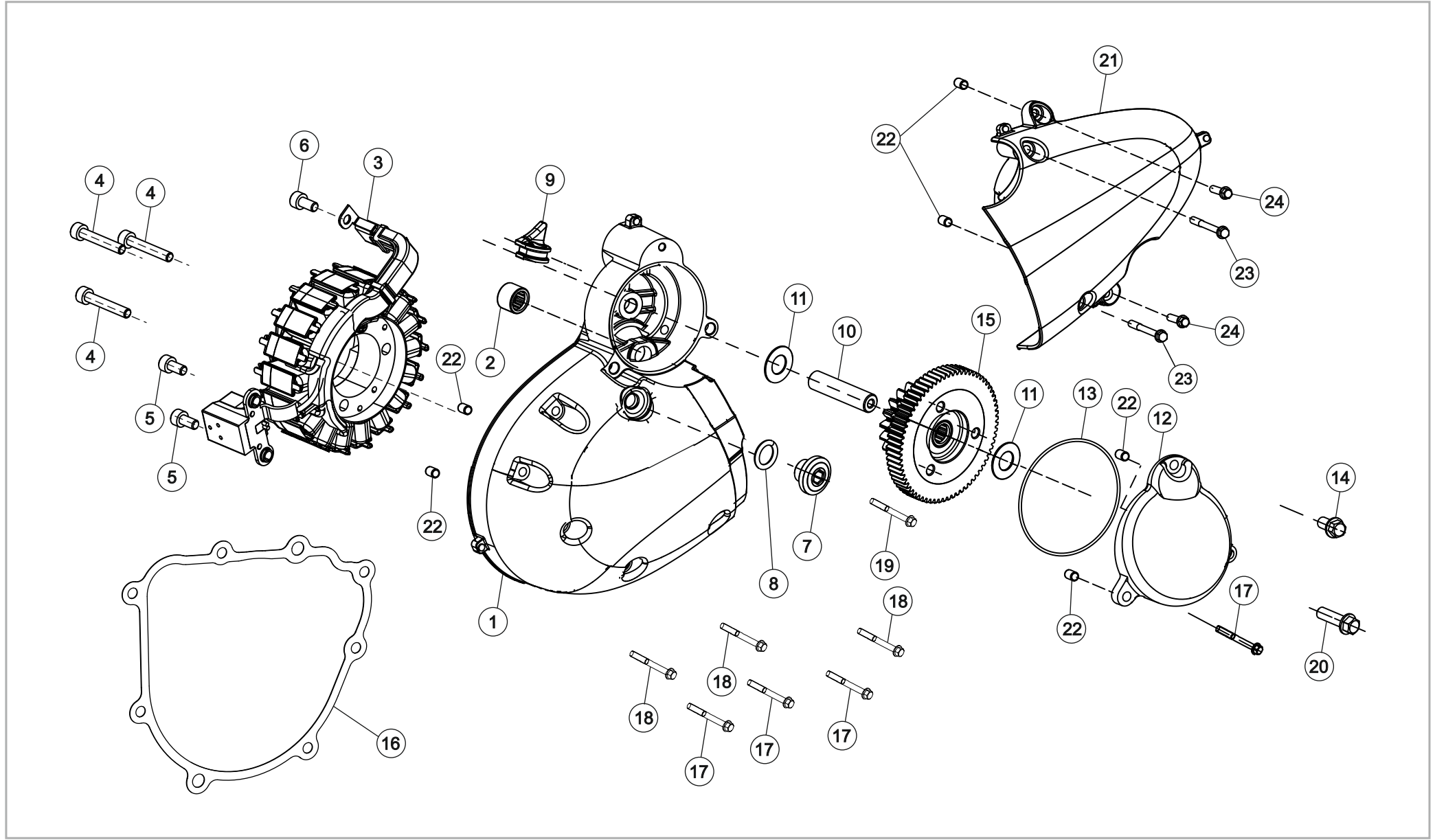


# 12 CRANKSHAFT AND PISTON



SR. NO.	PART NUMBERS	PART DESCRIPTION	FRT	QTY	REMARKS
1	T0210BVG0160N	PISTON C334 GROUP A_JAWA 350	3.5	1	
1.1	T0210BVG0170N	PISTON C334 GROUP B_JAWA 350	3.5	1	
2	T0210BVG0030N	RING PISTON TOP C334	4.0	1	
3	T0210BVG0040N	RING PISTON SECOND C334	4.0	1	
4	T0210BVG0050N	RING PISTON OIL C334	4.0	1	
5	T0210BVG0080N	PIN PISTON C334	4.0	1	
6	T0210BVG0070N	RING SNAP C334	4.0	2	
7	T0210AVG0010N	ASSEMBLY, CRANKSHAFT (VAVE)	8.2	1	
8	T0202AVG0450F	BLOCK PISTON KIT SPD C334_Group A (Silver)_JAWA 350	3.6	1	
8.1	T0202AVG0460F	BLOCK PISTON KIT SPD C334_Group B (Silver)_JAWA 350	3.6	1	
9	T18080UF0020N	KEY PRIMARY DRIVE (5*5*12)	1.5	1	
10	T0215EVG0100N	GEAR, PRIMARY DRIVE (26T) (GPD)	1.5	1	
11	T18010UF0020N	WASHER, GEAR PRIMARY DRIVE (<O>18.2*<O>29*3)	1.5	1	
12	T0210AUF0320N	LOCK NUT, GEAR PRIMARY DRIVE (M18*1.25)	1.5	1	
13	T1502AUF0170N	KEY WOODRUFF (4*13)	0.7	1	
14	T0202AVG0430F	KIT CYLINDER BLOCK WITH COOLANT PIPE (Group-A) (Silver)_JAWA 350	3.4	1	
14.1	T0202AVG0440F	KIT CYLINDER BLOCK WITH COOLANT PIPE (Group-B) (Silver)_JAWA 350	3.4	1	
15	T02090VG0040N	GASKET, CYLINDER BLOCK	3.4	1	
16	T0210BVG0140N	ASSEMBLY PISTON C334 GROUP A_JAWA 350	4.0	1	
16.1	T0210BVG0150N	ASSEMBLY PISTON C334 GROUP B_JAWA 350	4.0	1	

# 13 MAGNETO COVER LH

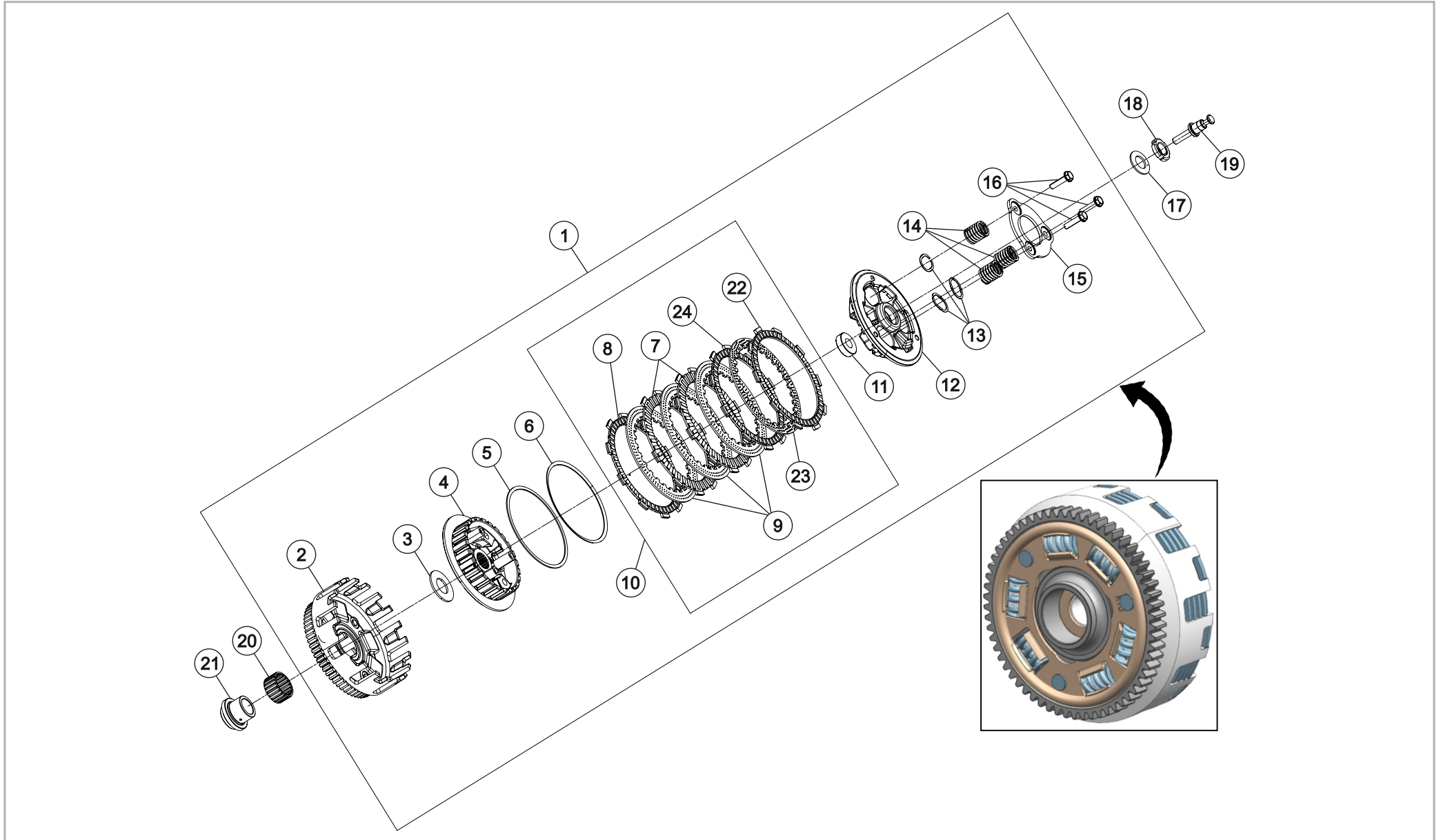


# 13 MAGNETO COVER LH



SR. NO.	PART NUMBERS	PART DESCRIPTION	FRT	QTY	REMARKS
1	T0202DVG0740N	MAGNETO COVER LH_CHROME VARIANT	0.3	1	
2	T18050UF0160N	NEEDLE BRG STARTER INTERIM	0.5	1	
3	T1502AVG0060N	STATOR ASSEMBLY	0.3	1	
4	TSF0224075	BOLT, HEX SOCKET HEAD - M5X30	0.7	3	
5	TSF0224077	BOLT, HEX SOCKET HEAD - M5X10	0.5	2	
6	SP0805020	PAN HEAD SCREW - M5X12	0.7	1	
7	T0202DVE0240N	GAUGE INSPECTION COVER_CHROME VARIANT	0.1	1	
8	MJ01660001800	O-RING, GAUGE INSPECTION COVER	0.1	1	
9	T0209DVE0010N	RUBBER GROMMET MAGNETO COVER WIRE ROUTING	0.3	1	
10	T0205BUF0350N	SHAFT, STARTER COUNTER	0.1	1	
11	T18010UF0920N	WASHER_10.3*20*0.8 (STARTER INTRM GEAR)	0.1	2	
12	T0202DVE0070N	COVER STARTER COUNTER_CHROME VARIANT	0.1	1	
13	SP040111500	O-RING, COVER GEAR STARTER COUNTER	0.1	1	
14	SP0906041	BOLT, HEX FLANGE SH-M6X12	0.1	1	
15	T0205BVG0040N	ASSEMBLY SLIPPER CLUTCH WITH NRB	0.1	1	
16	T0209DUF0220N	GASKET- MAGNETO COVER	0.4	1	
17	SP0906038	BOLT, HEX FLANGE SH - M6X70	0.1	4	
18	SP0906043	BOLT, HEX FLANGE SH - M6X60	0.1	3	
19	TSF0102290	BOLT, HEX FLANGE SH - M6X35	0.1	1	
20	SF0102034	FLANGE HEAD BOLT SH M6X28	0.1	1	
21	T0202DVG0720N	COVER LH REAR HALF_CHROME VARIANT	0.3	1	
22	Mj01760000500	DOWEL PIN, HOLLOW (Ø8*12)	0.1	6	
23	SP0906035	BOLT, HEX FLANGE SH - M6X50	0.1	2	
24	SF0102034	FLANGE HEAD BOLT SH M6X28	0.3	2	

# 14 A&S - CLUTCH ASSEMBLY



# 14 A&S - CLUTCH ASSEMBLY



SR. NO.	PART NUMBERS	PART DESCRIPTION	FRT	QTY	REMARKS
1	T02190VG0010N	ASSEMBLY, CLUTCH C334 A&S	1.0	1	
2	T02180VG0010N	HOUSING COMPLETE CLUTCH WITH GPDN	1.4	1	
3	T0218BUF0460N	WASHER 20X40X2	1.0	1	
4	T0218BVG0040N	CLUTCH HUB	1.4	1	
5	T0218BVG0150N	SPRING SEAT JUDDER	1.4	1	
6	T0218BVG0140N	SPRING JUDDER	1.4	1	
7	T0218BVG0590N	DISK CLUTCH FRICTION MIDDLE SPD	1.0	2	
8	T0218BVG0060N	DISK CLUTCH FRICTION END SPD	1.0	1	
9	T0218BVG0070N	PLATE CLUTCH SPD	1.0	3	
10	T0218BVG0120N	CLUTCH PLATE AND FRICTION DISC KIT	1.0	1	
11	T0218BVG0110N	BEARING BALL	0.9	1	
12	T0218BVG0080N	PLATE CLUTCH PRESSURE	0.7	1	
13	T0218BVG0130N	SEAT SPRING CLUTCH	0.7	3	
14	T0218BVG0090N	SPRING CLUTCH	0.7	3	
15	T0218BVG0160N	PLATE STOPPER	0.7	1	
16	T0218BVG0100N	BOLT WASHER 6X25	0.7	3	
17	T18010UF0170N	WASHER CONICAL (Ø16.2*Ø27.2*2)	0.7	1	
18	T0218BUF0320N	CLUTCH NUT (M16*1)	0.7	1	
19	T0218BUF0360N	CLUTCH PULL ROD	0.7	1	
20	T18050UF0300N	NEEDLE ROLLER BEARING (Ø28*Ø33*17)	1.4	1	
21	T0218BUF0210N	CLUTCH BUSHING E02 (NRB VERSION)	1.4	1	
22	T0218BVG0180N	DISK B, CLUTCH FRICTION SPD	1.0	1	
23	T0218BVG0170N	PLATE B, CLUTCH SPD	1.0	1	
24	T0218BVG0600N	DISK D CLUTCH FRICTION SPD	1.0	1	

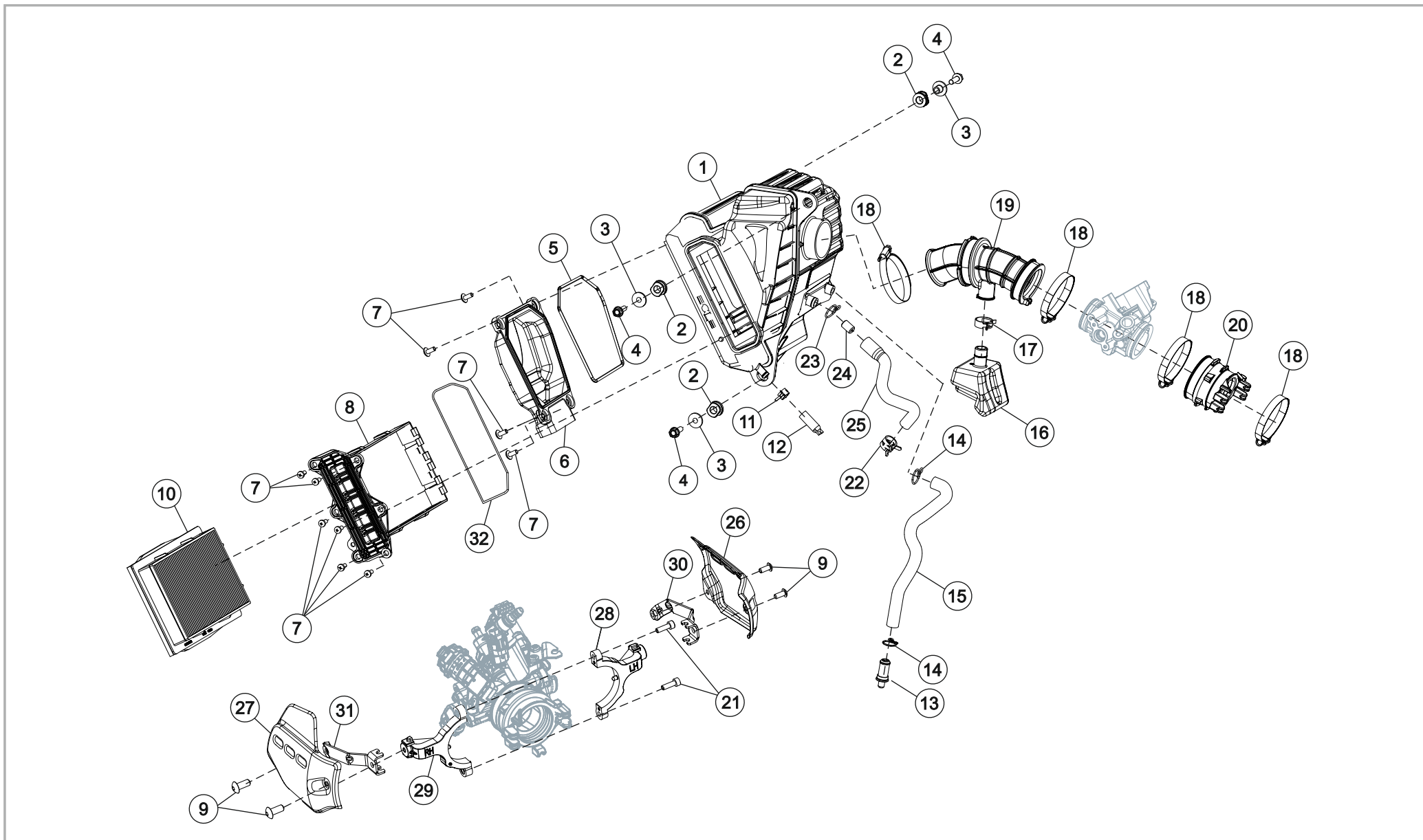


# 15 EVAPORATIVE EMISSION SYSTEM



SR. NO.	PART NUMBERS	PART DESCRIPTION	FRT	QTY	REMARKS
1	95002-02080	CLIP TUBE B8	0.4	4	
2	T10000Y50130N	DRAIN TUBE CANISTER	0.4	1	
3	T10000KE0021N	CARBON CANISTER	0.4	1	
4	T10050KE0100N	SPRING BAND CLAMP DIA 11	0.4	2	
5	T10000KE0031N	CHECK VALVE BS-IV	0.4	1	
6	T10000Y50120N	HOSE CHECK VALVE TO THROTTLE BODY	0.4	1	
7	T10000KW0110N	HOSE CANISTER TO CHECK VALVE BS-IV	0.4	1	
8	T10000J20260N	HOSE ROLLOVER VALVE TO CANISTER	0.4	1	
9	T14010KE0010N	TOOL KIT BAND	0.3	2	
10	T10000KW0070N	BRACKET BS-IV CANISTER MOUNTING LOOSE	0.4	1	
11	SP0906041	FLANGED HEADBOLT M6X12	0.4	2	

# 16 AIR FILTER ASSEMBLY

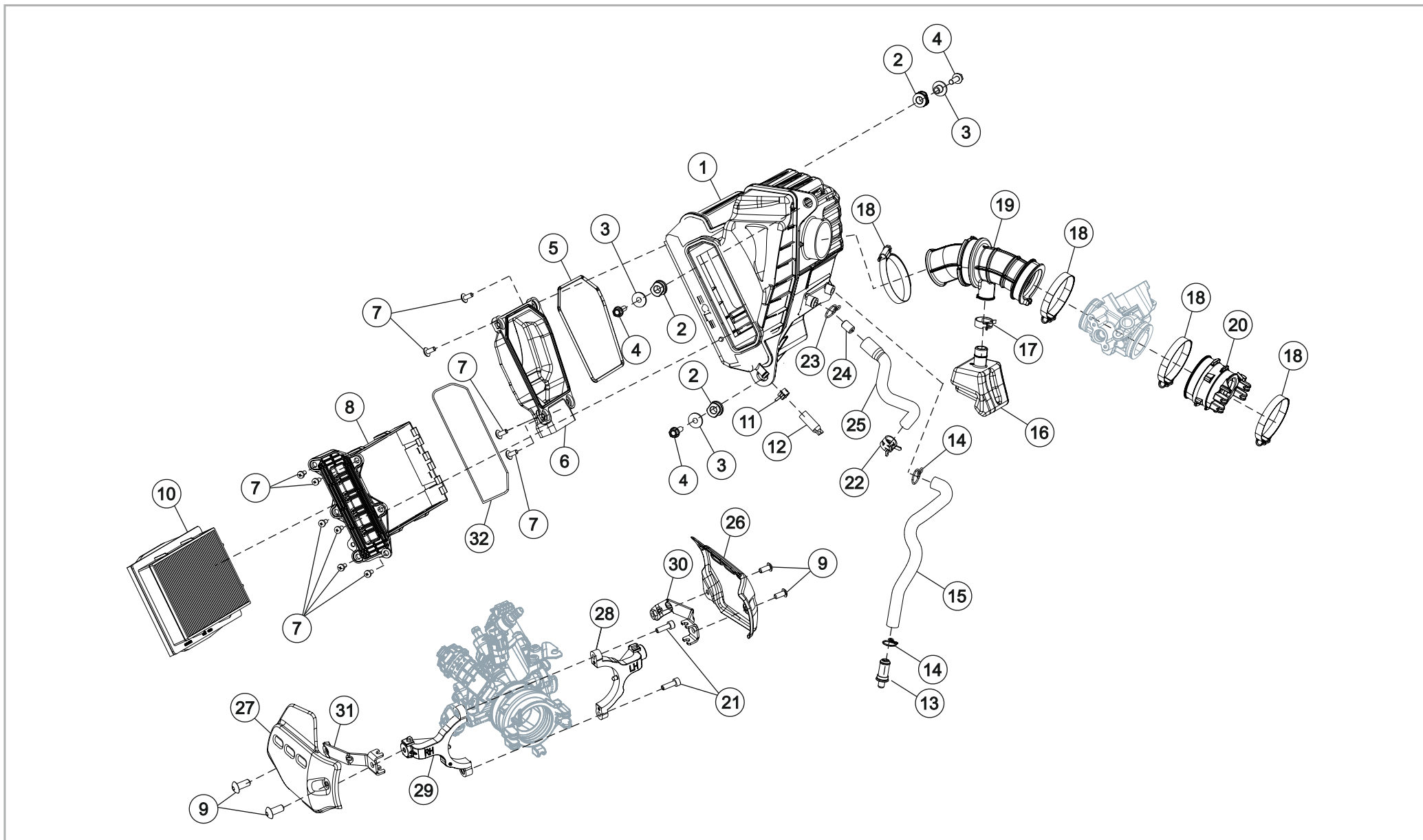


# 16 AIR FILTER ASSEMBLY



SR. NO.	PART NUMBERS	PART DESCRIPTION	FRT	QTY	REMARKS
1	T0101AJ20020N	HOUSING & COVER ASSY. (J2)	1.0	1	
2	T13160KG0130N	GROMMET STRUCTURE MOUNTING	0.5	3	
3	T13160KG0210N	COLLAR FAIRING MOUNTING	0.5	3	
4	95801-06018-07	FLANGE BOLT 618	0.5	3	
5	T0101FKW0010N	O RING ENTRY BOX	0.5	1	
6	T0101FKW0050N	INLET DUCT 1200	0.5	1	
7	TSF0212010	TRUSS HEAD SCREW M5x12 (BLACK)	0.5	10	
8	T0101AKW0040N	FRAME ELEMENT HOLDER	0.2	1	
9	SF0212039	SCREW RDSKT SL M5X0.8X8X8.8_FWD FOOTREST	0.1	4	
10	T0101DKW0010N	AIR FILTER ELEMENT	0.4	1	
11	T0101AKW0070N	SPRING BAND - DRAIN TUBE	0.5	1	
12	T0101AKW0060N	DRAIN TUBE	0.5	1	
13	T0101AKW0020N	PLUG OIL DRAIN	0.1	1	
14	T0101AKW0010N	WIRE CLIP - OIL DRAIN	0.1	2	
15	T01010KW0030N	OIL DRAIN TUBE	0.3	1	
16	T01000KW0010N	RESONATOR BOX	0.7	1	
17	T01010KW0020N	RESONATOR CLAMP	0.7	1	
18	SF0700025	CLAMP SPECIAL M60X0.7X9	0.3	4	
19	T0101GKW0020N	CONNECTING TUBE	0.7	1	
20	T01010Y50020N	INLET MANIFOLD	0.5	1	
21	SF0105067	HEX SOC CAP HEAD SCREW M5*16*0.8	0.1	2	
22	T10050KE0030N	SPRING BAND CLAMP DIA 14	0.6	1	
23	T0103AKM0040N	TUBE CLIP 17	0.2	1	
24	T02110KE0010N	BUSH BREATHER	0.3	1	
25	T0207CVE0010N	BREATHER TUBE (AIR FILTER TO ENGINE)	0.6	1	
26	T13010KW0100N	COVER THROTTLE BODY LH (CHROME)	0.2	1	
27	T13010KW0110N	COVER THROTTLE BODY RH (CHROME)	0.2	1	
28	T13010KW0310N	HOLDER COVER THROTTLE BODY LH-J1 UPGRADE	0.2	1	
29	T13010KW0320N	HOLDER COVER THROTTLE BODY RH-J1 UPGRADE	0.2	1	
30	T13010KW0180N	BKT COVER THROTTLE BODY MTG LH	0.2	1	

# 16 AIR FILTER ASSEMBLY

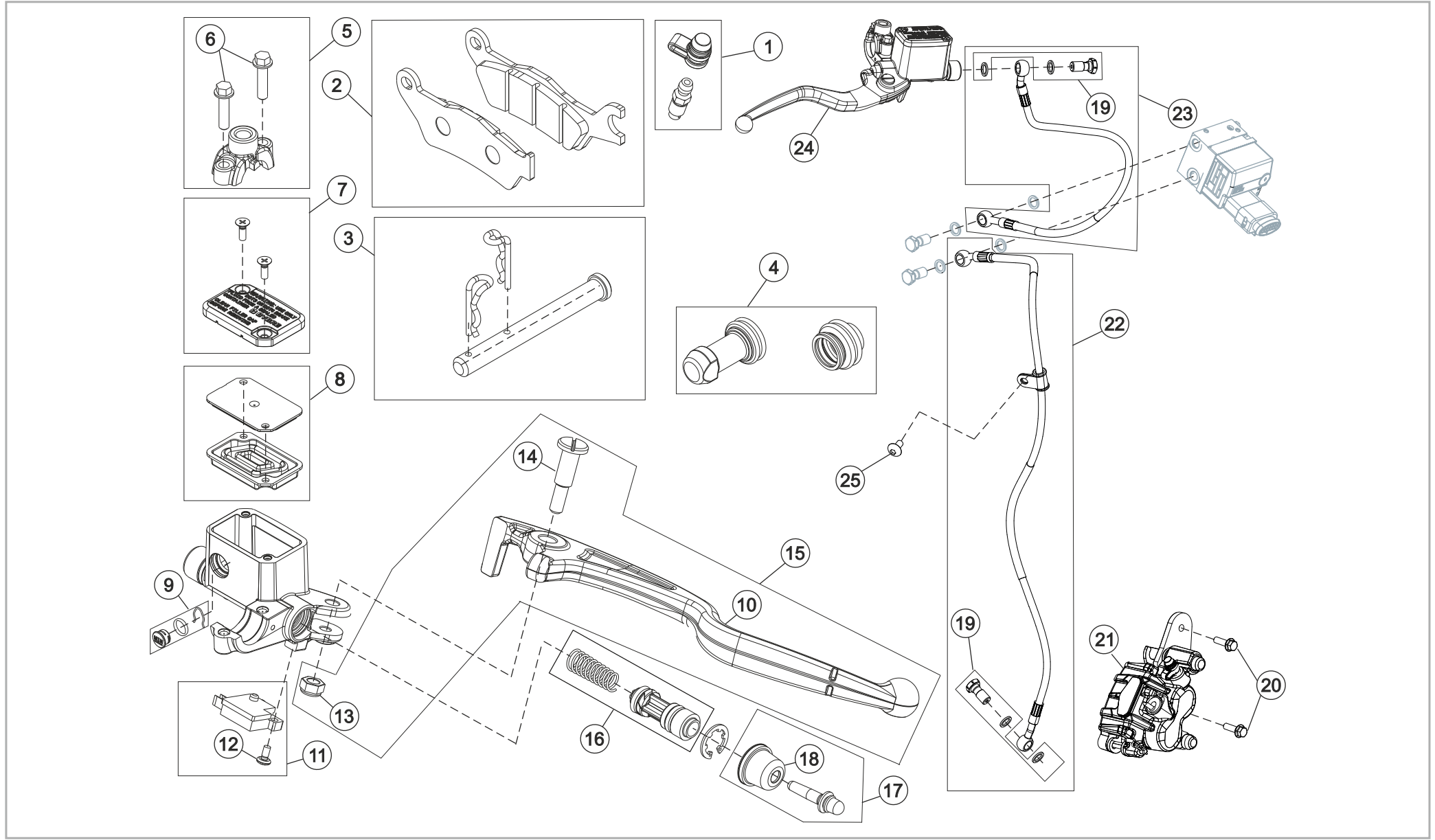


# 16 AIR FILTER ASSEMBLY



SR. NO.	PART NUMBERS	PART DESCRIPTION	FRT	QTY	REMARKS
31	T13010KW0190N	BKT COVER THROTTLE BODY MTG RH	0.2	1	
32	T0101AKW0050N	O RING FRAME	0.2	1	

# 17 BRAKE SYSTEM FRONT

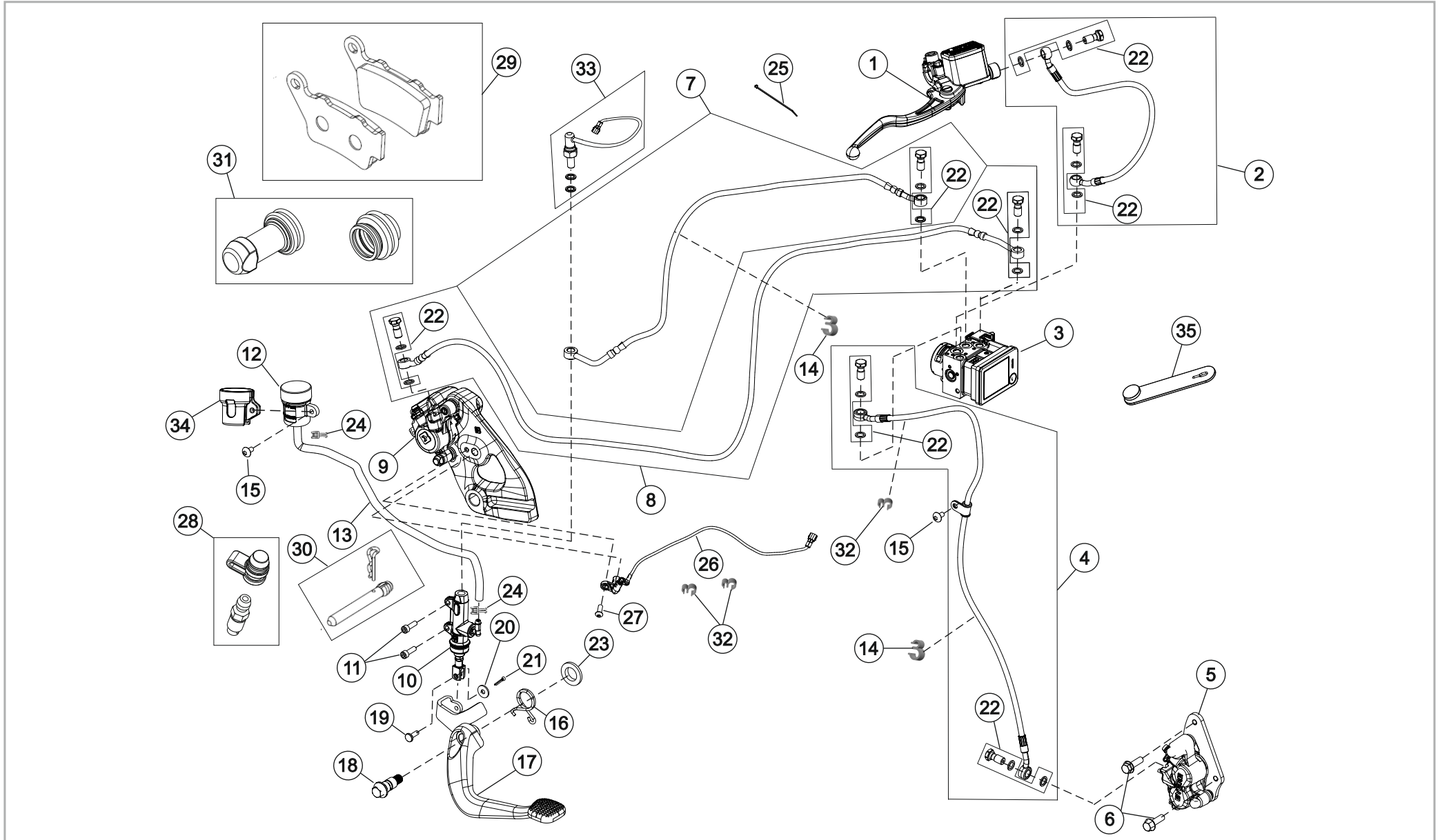


# 17 BRAKE SYSTEM FRONT



SR. NO.	PART NUMBERS	PART DESCRIPTION	FRT	QTY	REMARKS
1	T1901KKW0020N	BLEEDER KIT	0.5	1	
2	T19010J10010N	FRONT BRAKE PAD KIT_JAWA 350	0.3	1	
3	T1901KKW0030N	PAD SPRING KIT	0.3	1	
4	T1901KKW0060N	BOOT KIT	0.4	1	
5	T1901HKW0060N	MASTER CYLINDER UPPER HOLDER	0.1	1	
6	T1901HKW0050N	BOLT MASTER CYLINDER	0.1	2	
7	T1901HKW0020N	RESERVOIR KIT	0.2	1	
8	T1901HKW0100N	DIAPHRAM KIT	0.2	1	
9	T1901HKW0090N	OIL LEVEL WINDOW KIT	0.3	1	
10	T1901CKW0010N	FRONT BRAKE LEVER	0.2	1	
11	T1901HKW0070N	FRONT BRAKE SWITCH ASSY	0.2	1	
12	T1901HKW0080N	BRAKE SWITCH SCREW	0.1	1	
13	T1901CKW0030N	FRONT BRAKE LEVER NUT	0.1	1	
14	T1901CKW0020N	FRONT BRAKE LEVER BOLT	0.1	1	
15	T2501DKW0010N	FRONT BRAKE LEVER KIT_J1	0.1	1	
16	T1901HKW0030N	MASTER CYLINDER PISTON KIT	0.8	1	
17	T1901KKW0100N	PUSH ROD ASSLY KIT	0.8	1	
18	T1901HKW0110N	RUBBER_MASTER CYLINDER	0.8	1	
19	T1901JKW0020N	BANJO BOLT KIT	0.7	2	
20	SF0102343	BOLT HEX FL M8X1.25X35X10.9	0.2	2	
21	T1901KKW0110N	CALIPER FRONT BRAKE RH_JAWA 350	0.8	1	
22	T2501HJ20050N	HOSE, ABS TO FRONT CALIPER_J201	0.7	1	
23	T1901JKW0030N	HOSE FRONT M/C TO ABS_KIT	0.8	1	
24	T2001DKE0020N	FRONT MASTER CYLINDER – LEVER ASSY	0.5	1	
25	SF0212050	SCREW RDSKT M6X1X20X8.8 BLACK	0.2	1	

# 18 BRAKE SYSTEM - FRONT & REAR (DUAL CHANNEL ABS)

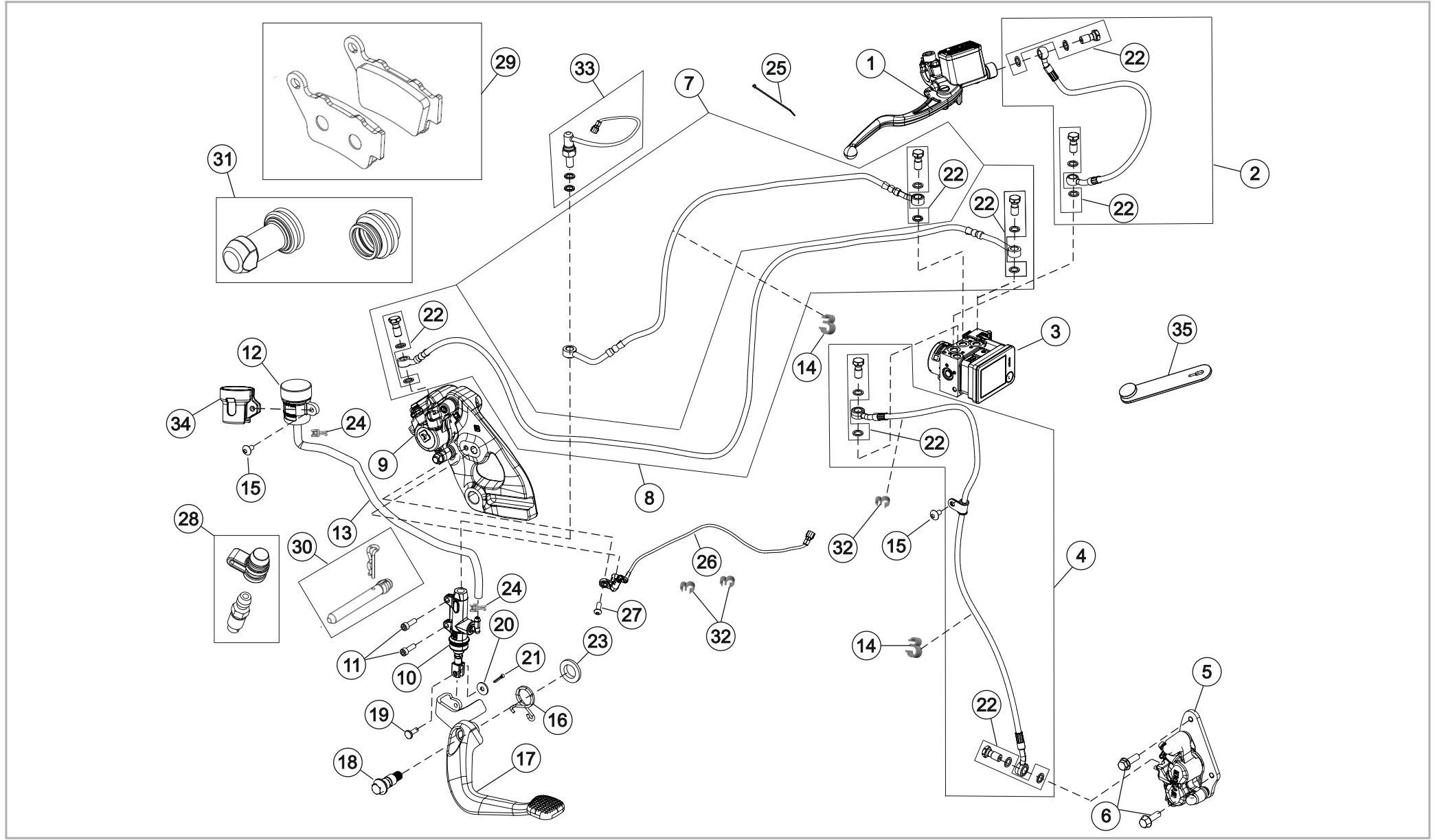


# 18 BRAKE SYSTEM - FRONT & REAR (DUAL CHANNEL ABS)



SR. NO.	PART NUMBERS	PART DESCRIPTION	FRT	QTY	REMARKS
1	T2001DKE0020N	FRONT MASTER CYLINDER – LEVER ASSY (DIA 13)	0.2	1	
2	T2501HKW0030N	HOSE, FRONT M/C TO ABS_KIT_J1 DUAL CHANNEL	0.9	1	
3	T2501AKW0021N	WET ABS UNIT_J1 DUAL CHANNEL	0.5	1	
4	T2501HJ20050N	HOSE, ABS TO FRONT CALIPER_J201	0.9	1	
5	T1901KKW0110N	CALIPER FRONT BRAKE RH	0.8	1	
6	SF0102343	BOLT HEX FL M8X1.25X35X10.9	0.2	2	
7	T2501HKW0050N	HOSE, ABS TO REAR MASTER CYLINDER_KIT_J1 DUAL CHANNEL	0.8	1	
8	T2501HJ20070N	HOSE, ABS TO REAR CALIPER KIT_J201	0.8	1	
9	T2001KKW0050N	CALIPER ASSY REAR BRAKE RH_JAWA 350	0.8	1	
10	T2001EKE0021N	REAR MASTER CYL ASSY (DIA 12)	0.8	1	
11	SP0906029	FLANGE BOLT M6*20	0.2	2	
12	T25010KE0030N	RESERVOIR ABS (J101)	0.2	1	
13	T2501HKW0010N	HOSE, RESERVOIR_J1	0.2	1	
14	SF5201005	CLIP CONSTANT 8X4.75_JAWA 42 UG 2.2	0.1	2	
15	SF0212050	SCREW RDSKT M6X1X20X8.8 BLACK_JAWA 42 UG 2.2	0.2	1	
16	T20000KW0170N	TORSION RETURN SPRING, REAR BRAKE PEDAL	0.4	1	
17	T20010KW0130N	REAR BRAKE LEVER SUB ASSY_DISC	0.4	1	
18	T20010KW0100N	PIN PIVOT, REAR BRAKE PEDAL	0.2	1	
19	T25000KE0310N	LOCKING PIN	0.1	1	
20	T0208AVF0140N	WASHER 6.4X12.4X1	0.2	1	
21	MF01920001500	A02-SPLIT PIN 2 x 16 IS:549	0.2	1	
22	T1901JKW0020N	BANJO BOLT KIT	0.8	8	
23	MF01700003500	SPECIAL WASHER (RR SHOCK ABS. MTG,)	0.2	1	
24	T25000KW0010N	REAR RESERVOIR HOSE CLIP	0.1	2	
25	T1501AKE2050E	CABLE STRAP 200MM	0.2	5	
26	T0602FKE0010N	SPEED SENSOR FRONT WHEEL_M104	0.6	1	
27	TSF0224080	SOCKET HEAD SCREW M6x16 BLACK (LOCKTITE)	0.2	1	
28	T2001KKW0010N	BLEEDER SCREW KIT	0.5	1	
29	T20010J10010N	REAR BRAKE PAD KIT_JAWA 350	0.2	1	
30	T2001KKW0030N	PAD PIN KIT	0.2	1	

# 18 BRAKE SYSTEM - FRONT & REAR (DUAL CHANNEL ABS)

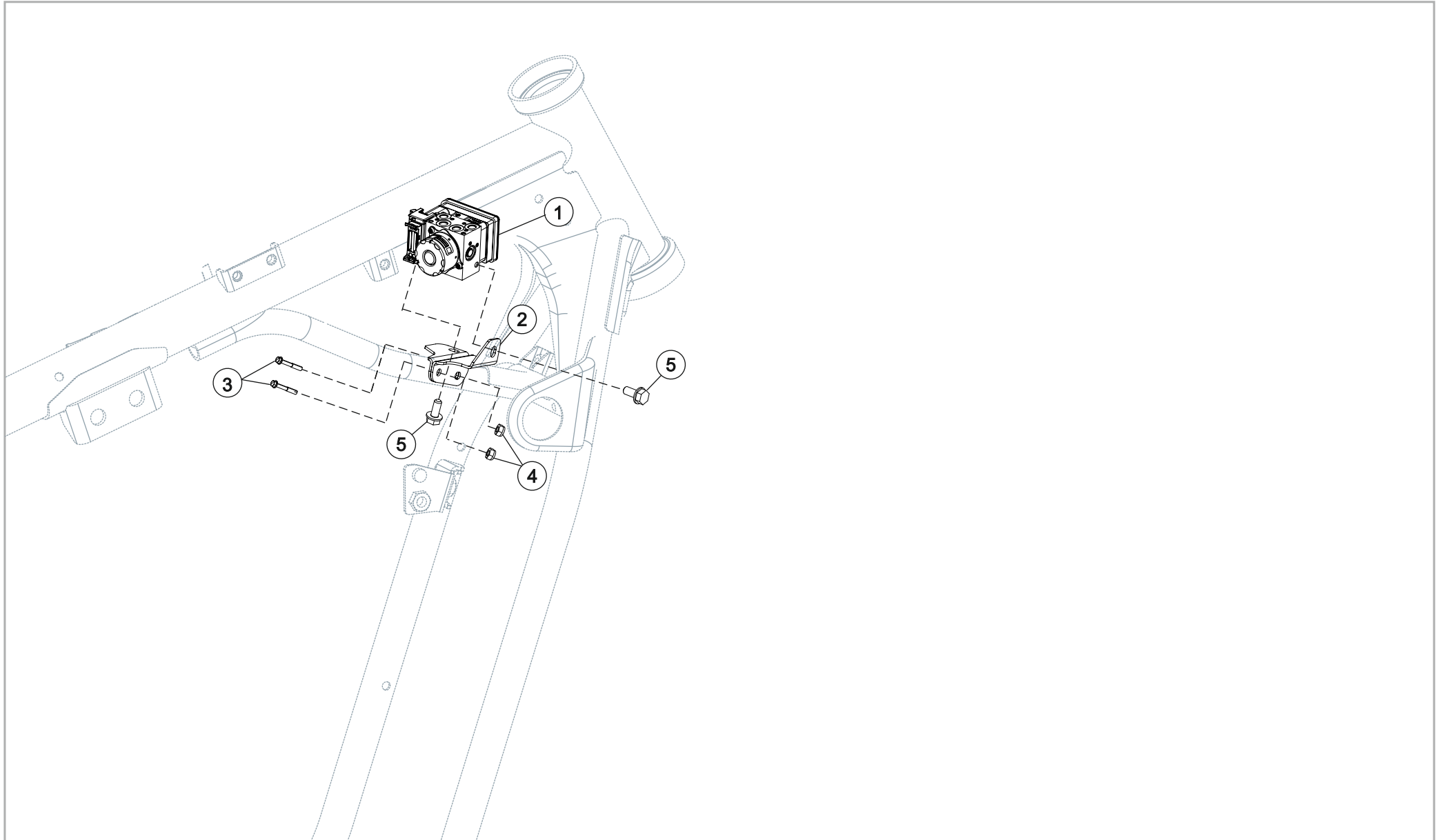


# 18 BRAKE SYSTEM - FRONT & REAR (DUAL CHANNEL ABS)



SR. NO.	PART NUMBERS	PART DESCRIPTION	FRT	QTY	REMARKS
31	T2001KKW0040N	BOOT KIT	0.4	1	
32	T1501AKW0070N	DOUBLE CABLE CLIP_REV0_L1_A2	0.1	3	
33	T2501EKW0020N	REAR MASTER CYL PRESSURE SWITCH KIT	0.5	1	
34	T20000Y50020N	BRAKE OIL RESERVOIR COVER_JAWA 42 UG 2.2	0.2	1	
35	T08000Y50130N	RUBBER STRAP 50 MM_JAWA 350	0.1	1	

19 ANTI-LOCK BRAKING SYSTEM (ABS)-DUAL CHANNEL

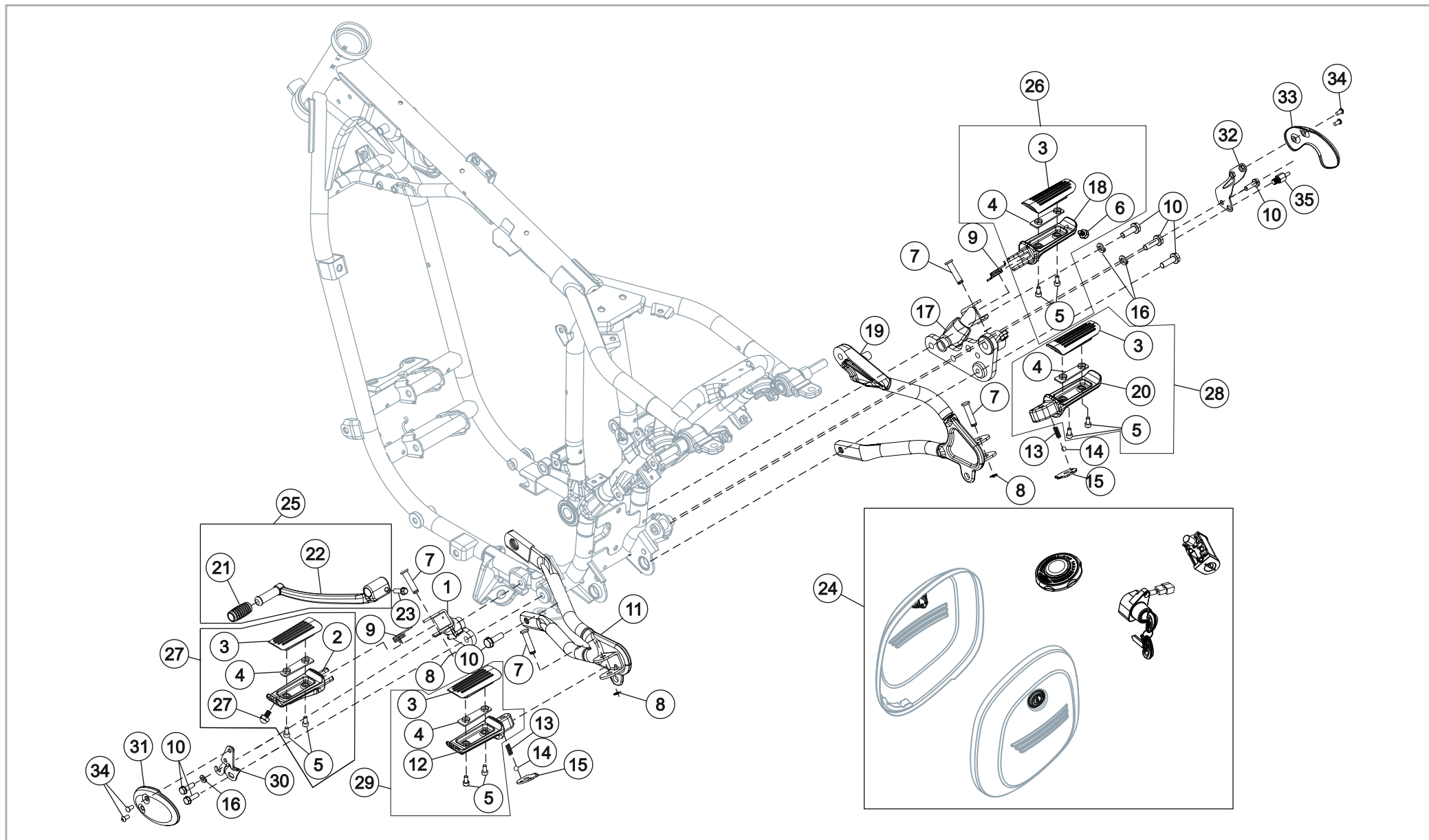


# 19 ANTI-LOCK BRAKING SYSTEM (ABS)-DUAL CHANNEL



SR. NO.	PART NUMBERS	PART DESCRIPTION	FRT	QTY	REMARKS
1	T2501AKW0021N	WET ABS UNIT_J1 DUAL CHANNEL	0.7	1	
2	T08000KW0380N	DUAL CHANNEL ABS MOUNTING BRACKET	0.5	1	
3	SP0906032	FLANGE BOLT SH - M6 X 40	0.2	2	
4	TSF0318007	M6 NYLOC NUT (BLACK)	0.2	2	
5	TSF0102282	FLANGE BOLT M6*14	0.2	2	

# 20 FOOT REST ASSEMBLY/ GEAR SHIFT LEVER / LOCK SET

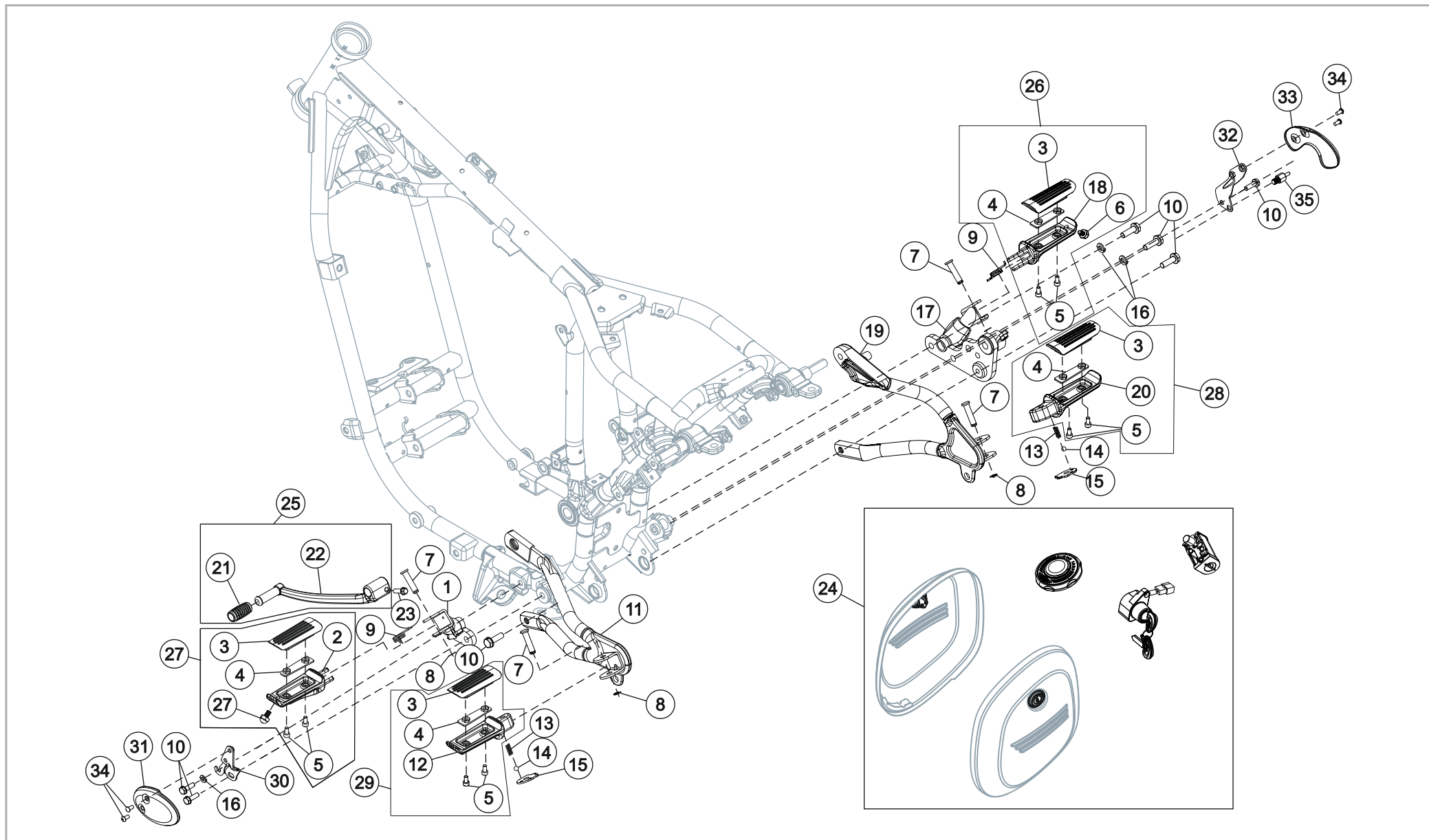


# 20 FOOT REST ASSEMBLY/ GEAR SHIFT LEVER / LOCK SET



SR. NO.	PART NUMBERS	PART DESCRIPTION	FRT	QTY	REMARKS
1	T22000J20040N	RIDER FOOTREST LH BLACK GLOSSY	0.3	1	
2	T2201AB10020N	RIDER FOOTREST LH SILVER	0.3	1	
3	T2201AB10010N	RUBBER, FOOTREST	0.3	4	
4	T2201BB10070N	BRACKET FOOTREST GRIP	0.3	4	
5	TSF0224077	BOLT, SOCKET HEAD M5X0.8X10_WHITE PASSIVATION	0.2	8	
6	T22000J20080N	PIN FRICTION FREE - M103	0.2	2	
7	T2201BY50070N	PIVOT PILLION FOOTREST	0.3	4	
8	MH01890000800	SEEGER DIAMETER 5 UNI 7434	0.2	4	
9	T2201AKW0130E	SPRING TORSION RIDER FOOTREST	0.2	2	
10	SF0202009	SCREW HEX FL M8X1.25X25X8.8XZN	0.3	7	
11	T22000J20060N	PILLION FOOTREST HOLDER LH_FWD FOOTREST	0.3	1	
12	T2201BB10010N	PILLION FOOTREST LH SILVER	0.3	1	
13	MH01820003800	ROTATION SPRING	0.2	2	
14	96211-08000	BALL STEEL(UNDER)	0.4	2	
15	T2201BY50060N	DETENT PLATE-PILLION FOOTPEG	0.3	2	
16	SP3908001	SPRING WASHER (M8)	0.2	4	
17	T22000J10010N	RIDER FOOTREST RH BLACK GLOSSY	0.3	1	
18	T2201AB10030N	RIDER FOOTREST RH SILVER	0.3	1	
19	T22000J20070N	PILLION FOOTREST HOLDER RH_FWD FOOTREST	0.3	1	
20	T2201BB10040N	PILLION FOOTREST RH SILVER	0.3	1	
21	MH00590000400	GRIP GEAR LEVER	0.2	1	
22	T0215DKW0020N	GEAR SHIFT LEVER COMPLETE (CHROME)	0.2	1	
23	SP0906029	FLANGE BOLT M6 X 20 (WHITE)	0.2	1	
24	T08000J10030N	LOCK SET KIT_EURO 5+	0.3	1	
25	T0215DKW0010N	GEAR SHIFT LEVER ASSLY(SUB ASSEMBLY - CHROME)	0.3	1	
26	T2201AJ20140F	KIT RIDER FOOTREST ASSEMBLY RH SILVER	0.3	1	
27	T2201AJ20150F	KIT RIDER FOOTREST ASSEMBLY LH SILVER	0.3	1	
28	T2201BJ20080F	KIT PILLION FOOTREST ASSEMBLY RH SILVER	0.3	1	
29	T2201BJ20090F	KIT PILLION FOOTREST ASSEMBLY LH SILVER	0.3	1	
30	T22000KW0030N	BRACKET HEEL GUARD MOUNTING LH	0.4	1	

# 20 FOOT REST ASSEMBLY/ GEAR SHIFT LEVER / LOCK SET

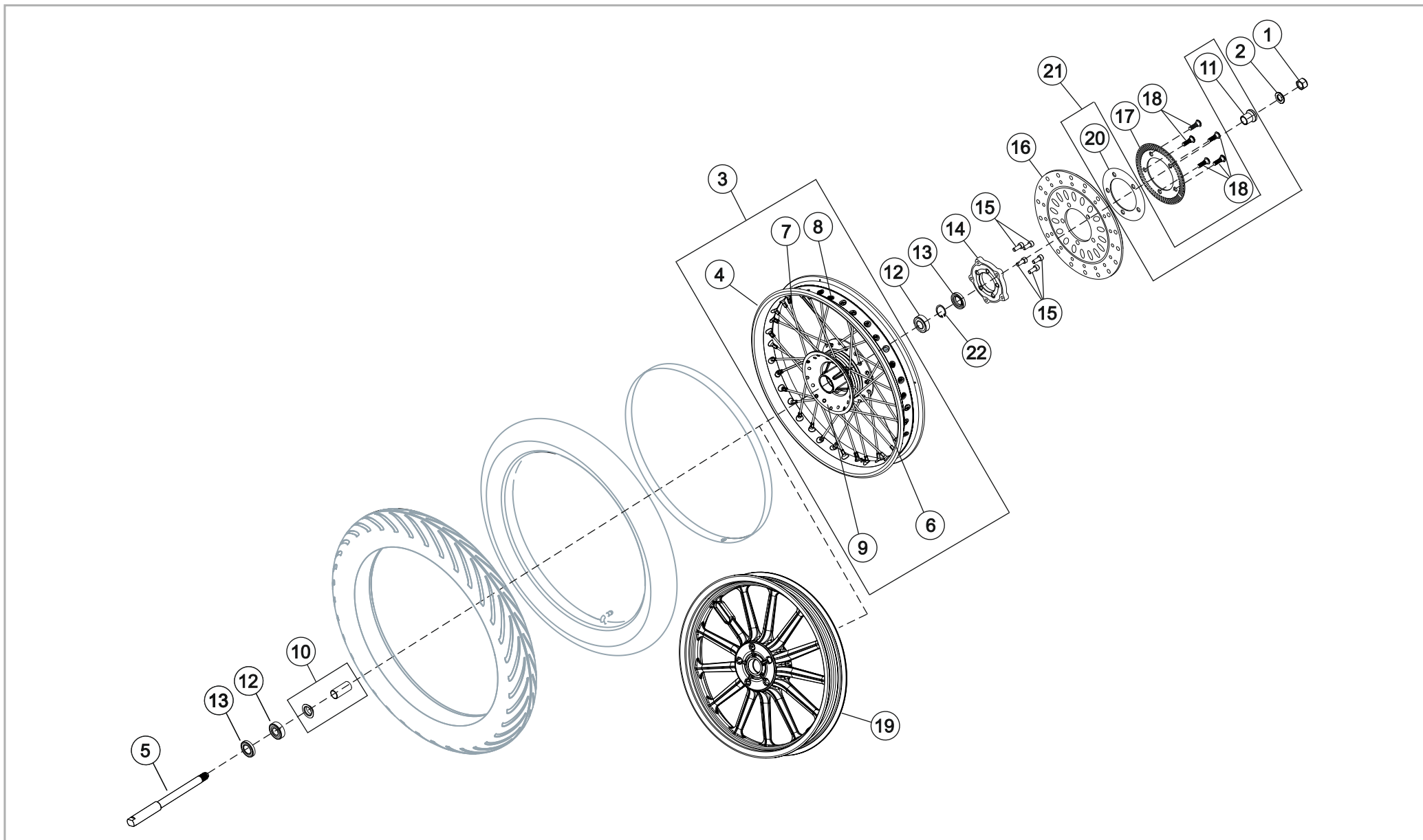


20 FOOT REST ASSEMBLY/ GEAR SHIFT LEVER / LOCK SET



SR. NO.	PART NUMBERS	PART DESCRIPTION	FRT	QTY	REMARKS
31	T22000KW0010X	HELL GUARD LH	0.2	1	
32	T22000KW0040N	BRACKET HEEL GUARD MOUNTING RH	0.4	1	
33	T22000KW0020X	HELL GUARD RH	0.2	1	
34	SF0212026	SCREW RDSKT M6X1X12X8.8	0.4	4	
35	T2201AKW0150N	PIN , PENDAL RETURN SPRING	0.5	1	

# 21 FRONT WHEEL ASSEMBLY

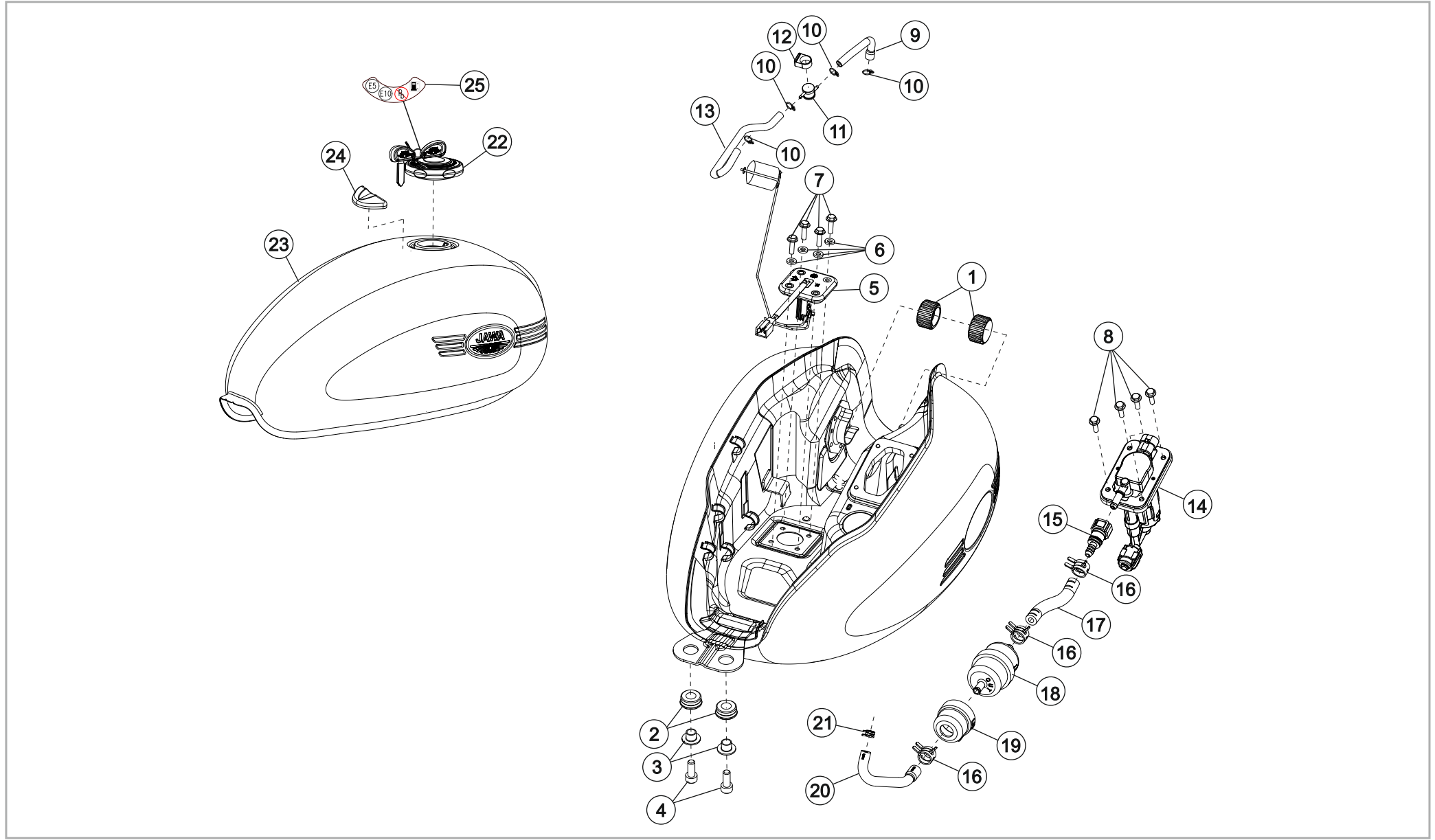


# 21 FRONT WHEEL ASSEMBLY



SR. NO.	PART NUMBERS	PART DESCRIPTION	FRT	QTY	REMARKS
1	TSF0318003	SELF LOCK NUT M16	0.2	1	
2	TSF0400010	WASHER 16 MM	0.2	1	
3	T06010KW0040N	RIM ASSY, FRONT	1.0	1	
4	T0601AKW0010N	RIM, SPOKE WHEEL FRONT (2.15x18)	1.0	1	
5	T0601GKW0040N	AXLE FRONT WHEEL EUIV	0.2	1	
6	T0601JKW0010N	INNER SPOKE, FRONT	1.0	18	
7	T0601JKW0020N	OUTER SPOKE, FRONT	1.0	18	
8	T0601JKW0030N	SPOKE NIPPLE	1.0	36	
9	T0601HKW0020N	FRONT WHEEL HUB COMP, MACHINING	1.0	1	
10	T0601CKW0050N	SPACER ASSY INNER, FRONT WHEEL	0.3	1	
11	T0601CKW0020N	EXTERNAL SPACER RH, FRONT_JAWA 350	0.3	1	
12	T0601DKW0021N	WHEEL BEARING 6203 (17x40x12)	0.9	2	
13	T0601EKW0021N	FRONT DUST SEAL (A22x40x7)	0.5	2	
14	T0601HKW0030N	COUPLER FOR FRONT HUB & DISC, MACHINING	0.6	1	
15	SP0308009	SOCKET HEAD SCREW M8X20 (10.9 GRADE)	0.2	5	
16	T0601AKW0020N	FRONT DISC (RH, D=280)	0.8	1	
17	T0602LKE0010N	TONER WHEEL FRONT	0.6	1	
18	SF0200097	SCREW SPECIAL M8X1.25X28XA2-70	0.2	5	
19	T0601AKW0060N	ALLOY WHEEL, FRONT, MT 2.5X18	1.0	1	
20	T0602LKE0010N	SHIM FOR TONER WHEEL FRONT	0.6	1	
21	T06010KW0070N	KIT_EXTERNAL SPACER & SHIM_J1A/J1B_BSIV/BSVI	0.6	1	
22	SF0602007	CIRCLIP INT-LUG 40X1.75XPH (FOR ALLOY WHEELS)	0.5	1	

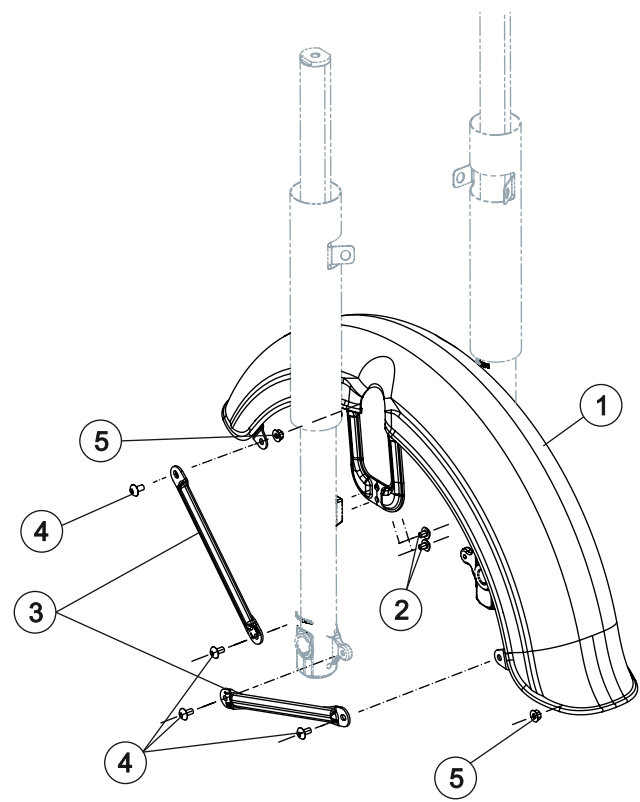
# 22 FUEL TANK ASSEMBLY



# 22 FUEL TANK ASSEMBLY



SR. NO.	PART NUMBERS	PART DESCRIPTION	FRT	QTY	REMARKS
1	T10000Y50200N	DAMPER TANK FRONT MOUNTING DIA. 41 MM	0.6	2	
2	T10000KW0140N	DAMPER FUEL TANK MOUNTING REAR	0.6	2	
3	T13030KM0120N	COLLAR M8 REAR SIDE COVER MTG	0.6	2	
4	SP0308009	SOCKET HEAD SCREW M8X20 (10.9 GRADE)	0.4	2	
5	T1501PKW0010N	FUEL SENSOR UNIT	0.6	1	
6	T10030KM0060N	WASHER (FUEL GAUGE ASSY)	0.5	4	
7	SF0102046	HEX FLANGE BOLT M5X18	0.5	4	
8	SF0105067	HEX SOC CAP HEAD SCREW M5*16*0.8_JAWA 350	0.5	4	
9	T10000J20250N	HOSE TANK TO ROLLOVER VALVE	0.5	1	
10	95002-02080	CLIP TUBE B8	0.5	4	
11	T10000KW0040N	ROLL OVER VALVE	0.5	1	
12	T10000KW0170N	ROLL OVER VALVE GROMMET	0.5	1	
13	T10000J20260N	HOSE ROLLOVER VALVE TO CANISTER	0.5	1	
14	T10050J20010N	FUEL PUMP PLASTIC	0.6	1	
15	T10050KE0050N	QUICK FUEL CONNECTOR 2	0.5	1	
16	T10050KE0030N	SPRING BAND CLAMP DIA 14	0.5	3	
17	T10000J20230N	FUEL TUBE OUTLET	0.5	1	
18	T10000KW0340N	FUEL FILTER	0.5	1	
19	MH00900000800	SUPPORT FILTER	0.5	1	
20	T10000J20240N	FUEL TUBE INLET	0.5	1	
21	T10050KE0100N	SPRING BAND CLAMP DIA 11	0.5	1	
22	T10000J10560N	FUEL TANK CAP WITH KEY	0.1	1	
23	T10010J10150A	FUEL TANK ASSY MAROON EURO 5+_JAWA 350	0.8	1	
24	T10000Y50170N	FUEL TANK PAD	0.3	1	
25	T10020KW0020N	FUEL TYPE LABEL STICKER	0.1	1	

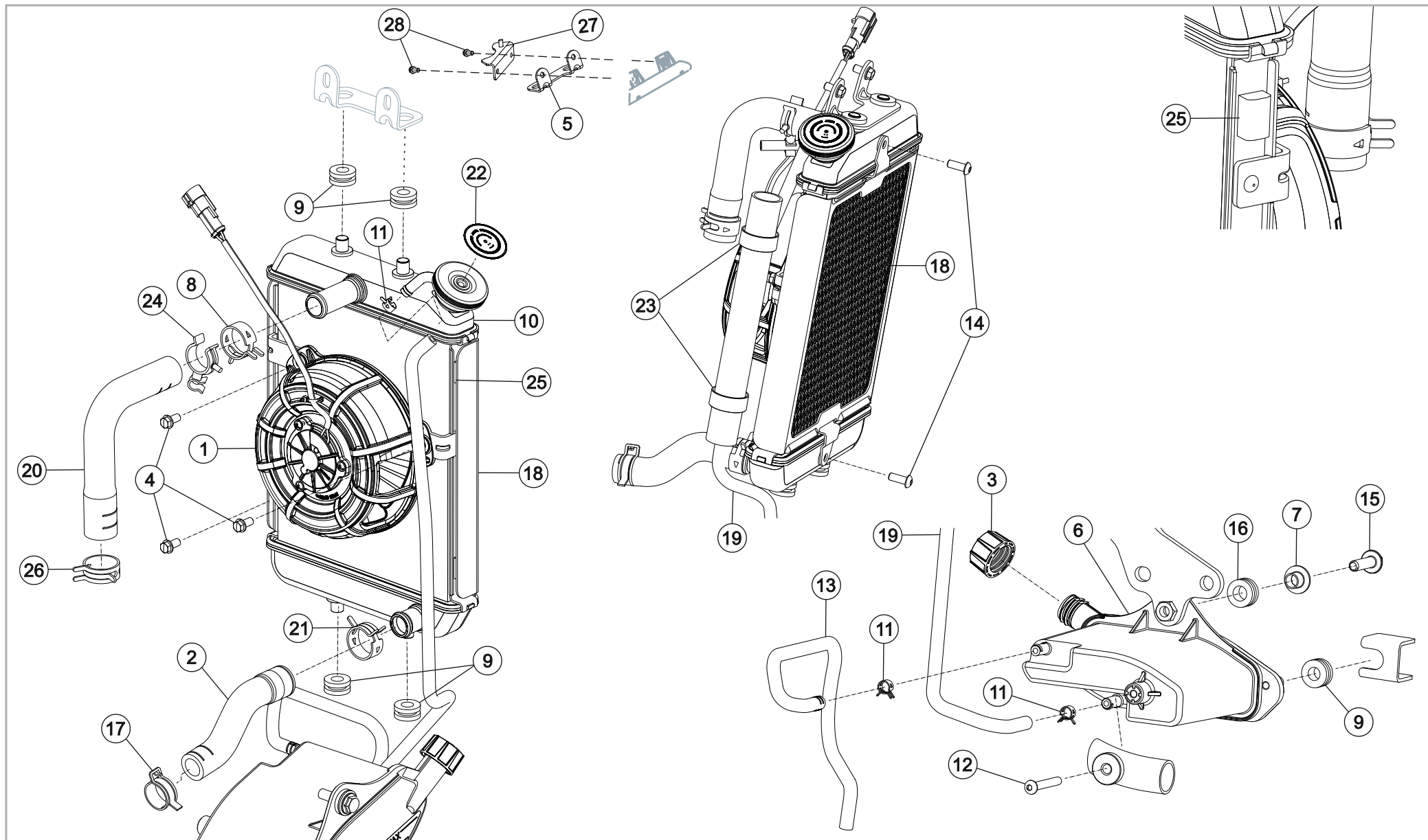


# 23 MUDGUARD ASSEMBLY



SR. NO.	PART NUMBERS	PART DESCRIPTION	FRT	QTY	REMARKS
1	T13060KW0070A	FRONT FENDER-COWL MAROON RAL3005_JAWA 350	0.7	1	
2	SF0212030	SCREW RDSKT M6X1X8XA2-70	0.2	4	
3	T13060KW0080N	FRONT FENDER STAY-TUBULAR CHROME PLATED	0.3	4	
4	SF0212023	SCREW RDSKT M6X1X12XA2-70	0.2	4	
5	65538380	NUT HEX FL M6X1X6X8 GR	0.2	8	

# 24 RADIATOR

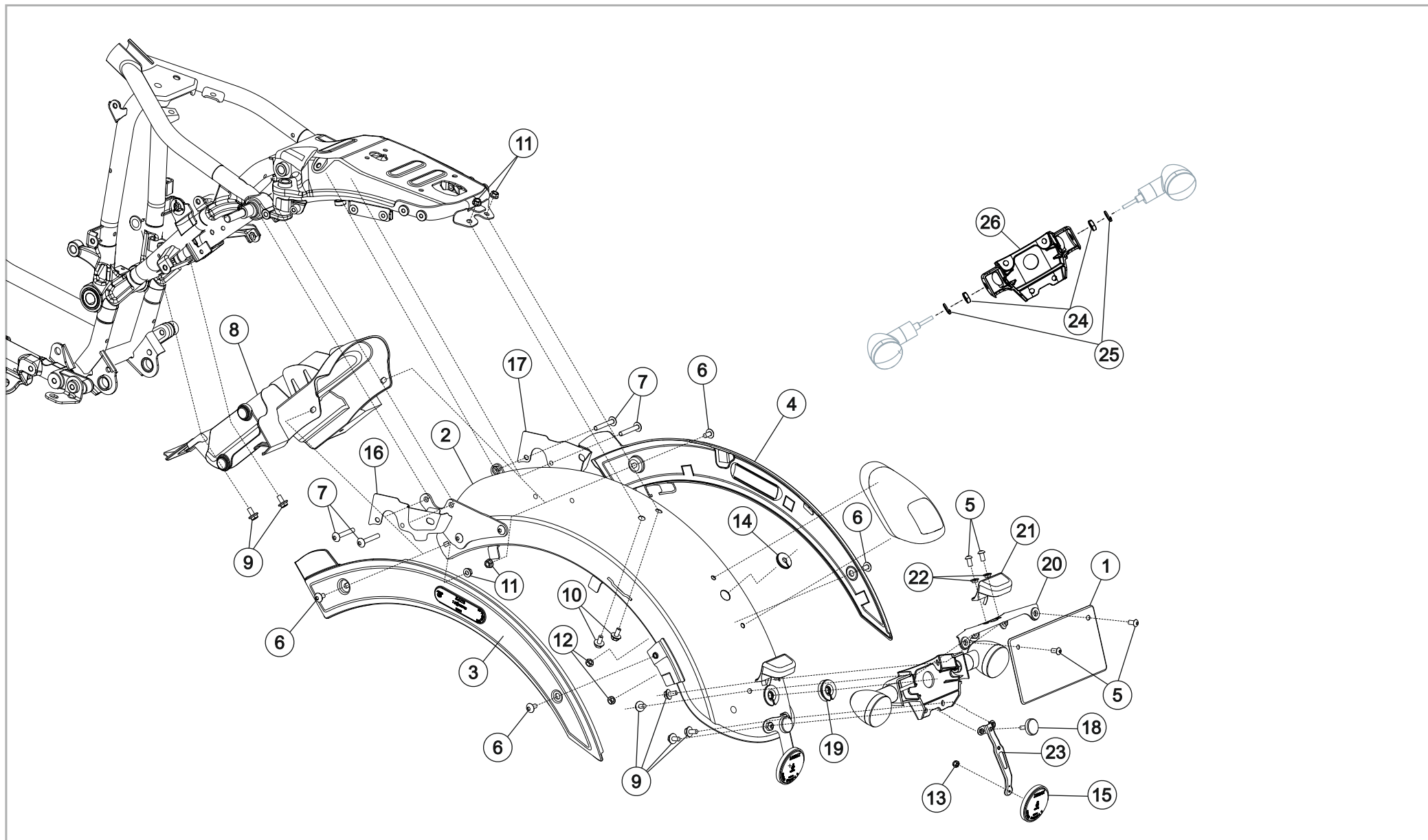


# 24 RADIATOR



SR. NO.	PART NUMBERS	PART DESCRIPTION	FRT	QTY	REMARKS
1	T0401FKW0020N	RADIATOR FAN J121	0.5	1	
2	T0401DY50060N	HOSE RADIATOR TO PUMP	0.8	1	
3	T0401DY50050N	CAP COOLANT TANK	0.3	1	
4	SF0202346	SCREW HEX FL M6X1X12X8. 8	0.7	3	
5	T04000KW0090N	UPPER BRACKET RADIATOR LOOSE	0.4	1	
6	T0401DY50020N	TANK RECOVERY-COOLING SYSTEM	0.7	1	
7	T13030KM0120N	COLLAR M8 REAR SIDE COVER MTG	0.6	1	
8	T0401DKE0290N	SPRING BAND CLAMP DIA 24	0.4	1	
9	MH01610001700	GROMMET FOR M6	0.4	5	
10	T0401AY50080N	RADIATOR SUB ASSEMBLY	0.9	1	
11	T10050KE0100N	SPRING BAND CLAMP DIA 11	0.8	3	
12	SF0212051	SCREW RDSKT M6X1X45X8.8	0.3	1	
13	T04000Y50020N	BREATHER HOSE	0.8	1	
14	TSF0224080	SOCKET HEAD SCREW M6X16 BLACK (LOCKTITE)	0.2	2	
15	SF0102642	BOLT HEX FL M8X1.25X35X10.9	0.6	1	
16	T13030KM0110N	GROMMET M8 REAR SIDE COVER MTG	0.6	1	
17	SF0705047	CLAMP SPRING BAND 23X12X1.5	0.8	1	
18	T0401AKW0070N	RADIATOR GRILL	0.2	1	
19	T0401DJ20090N	HOSE RADIATOR TO RECOVERY TANK	0.8	1	
20	T04000KW0030N	HOSE THERMOSTAT TO RADIATOR	0.8	1	
21	T0401DKE0300N	SPRING BAND CLAMP DIA 27	0.8	1	
22	T0401AKW0050N	RADIATOR PRESSURE CAP BADGE	0.1	1	
23	T08000B10420N	RUBBER STRAP 110 MM	0.3	2	
24	1001CAA13420N	CLIP FUEL HOSE	0.2	1	
25	T0401BJ20010N	RADIATOR GRILL DAMPER	0.3	4	
26	T0401DKE0270N	SPRING BAND CLAMP DIA 28	0.8	1	
27	T08010KW0490E	ADD ON BRACKET EUIV BLACK	0.4	1	
28	95801-06018-07	HEX FLANGE BOLT M6*18	0.2	2	

# 25 REAR FENDER ASSEMBLY

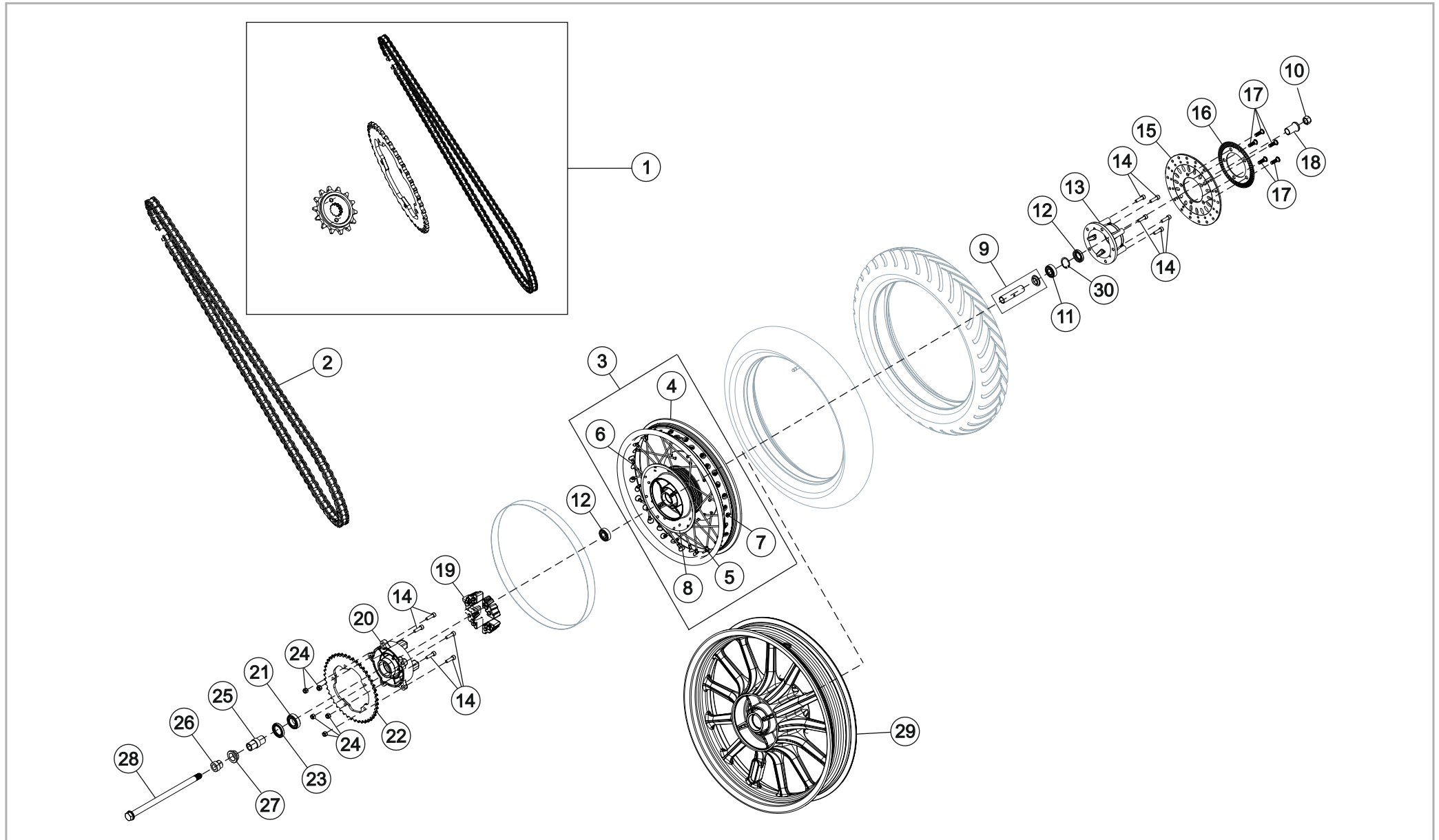


# 25 REAR FENDER ASSEMBLY



SR. NO.	PART NUMBERS	PART DESCRIPTION	FRT	QTY	REMARKS
1	T14000AB0430B	NUMBER PLATE-FRONT	0.1	1	
2	T13070KW0140A	REAR MUDGUARD MAROON RAL3005_JAWA 350	1.0	1	██████████
3	T13070J20150A	REAR MUDGUARD - SIDE COVER LH_MAROON_JAWA 350	0.4	1	██████████
4	T13070J20160A	REAR MUDGUARD - SIDE COVER RH_MAROON_JAWA 350	0.4	1	██████████
5	SF0212026	SCREW RDSKT M6X1X12XA2-70	0.1	4	
6	SF0212023	SCREW RDSKT M6X1X12XA2-70	0.1	4	
7	SF0212027	SCREW RDSKT M6X1X40XA2-70	0.2	4	
8	T13000J20030N	REAR MUDGUARD FRONT	0.8	1	
9	95701-06012-08	BOLT FLANGE 6X12	0.4	6	
10	95701-06012-00	BOLT FL. 6 X 12	0.4	2	
11	65538380	NUT FLANGE 6MM	0.4	4	
12	TSF0318007	M6 NYLOC NUT (BLACK)	0.2	2	
13	SF0302015	NYLOC NUT M5	0.1	1	
14	T13070KW0060N	GROMMET REAR MUDGUARD WIRING	0.4	1	
15	T1501FKW0060N	REAR REFLEX REFLECTOR LUMAX	0.1	1	
16	T13070KW0210N	FRAME COVER LH	0.2	1	
17	T13070KW0220N	FRAME COVER RH	0.2	1	
18	MF01240000400	PAD	0.2	1	
19	T1307AJ20150N	GROMMET INDICATOR MOUNTING BRACKET REAR	0.4	1	
20	T13070J10130N	REAR NUMBER PLATE BRACKET J121 EURO 5	0.4	1	
21	T1501TKW0020N	LICENSE LAMP ASSEMBLY EU V	0.4	1	
22	MH01790003300	SPACER H=4 FOR M6	0.2	2	
23	T13070KW0110E	REAR REFLECTOR BRACKET E4 BLACK	0.1	1	
24	SF0301023	NUT HEX M10X1.25X5X8XZN	0.4	2	
25	93910007	SPRING WASHER	0.3	2	
26	T13000J20020N	REAR INDICATORS MOUNTING BRACKET	0.5	1	

# 26 REAR WHEEL ASSEMBLY - DUAL CHANNEL ABS

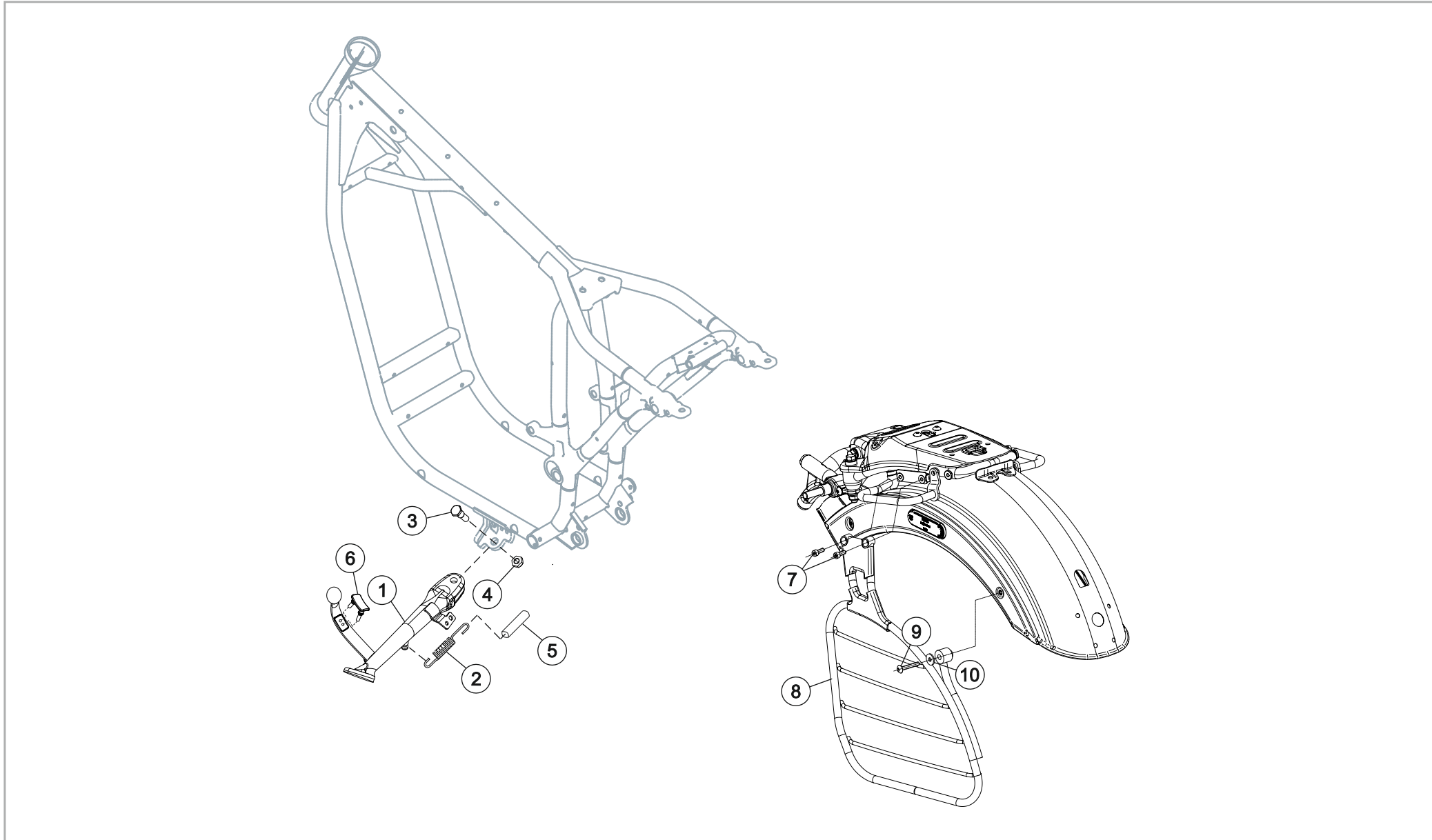


# 26 REAR WHEEL ASSEMBLY - DUAL CHANNEL ABS



SR. NO.	PART NUMBERS	PART DESCRIPTION	FRT	QTY	REMARKS
1	T14000J20370N	KIT DRIVE CHAIN SPROCKET_ JAWA 350	1.5	1	
2	T14080Y50030N	CHAIN DRIVE-108 LINKS_ JAWA 350	1.0	1	
3	T12010KW0130N	REAR SPOKE WHEEL (2.50x17)RIM ASSEMBLY, REAR DISC_J1	1.0	1	
4	T1201KKW0010N	RIM, REAR SPOKE WHEEL (2.50x17)	2.0	1	
5	T1201KKW0050N	INNER SPOKE, REAR DISC_J1	2.0	18	
6	T1201KKW0040N	OUTER SPOKE, REAR DISC_J1	2.0	18	
7	T0601JKW0030N	SPOKE NIPPLE	2.0	36	
8	T1201HKW0020N	REAR WHEEL HUB FOR DISC, MACHINING_J1	2.0	1	
9	T1201CKW0050N	SPACER ASSY INNER, REAR WHEEL	0.7	1	
10	TSF0318003	SELF LOCK NUT M16	0.1	1	
11	T0601DKW0021N	WHEEL BEARING 6203 (17x40x12)	0.9	2	
12	T0601EKW0021N	FRONT DUST SEAL (A22x40x7)	0.4	1	
13	T1201HKW0030N	COUPLER FOR REAR HUB & DISC, MACHINING	0.5	1	
14	SP0308023	SOCKET HEAD SCREW M8X28	0.2	10	
15	T2501GKW0010N	REAR DISC (RH, D=240)	0.8	1	
16	T0602LKE0010N	TONER WHEEL FRONT	0.6	1	
17	SF0200097	SCREW SPECIAL M8X1.25X28XA2-70	0.4	5	
18	T1201CKW0060N	SPACER REAR WHEEL (RH SIDE)_J1 REAR DISC	0.3	1	
19	MH01270000500	CUSH DRIVE	0.6	4	
20	T12010KW0040N	CUSH DRIVE HOUSING, MACHINED	0.7	1	
21	T1201DKW0031N	CUSH DRIVE HOUSING BEARING 6005(25X47X12)	0.6	1	
22	T1201MY50020N	SPROCKET REAR 47T_ JAWA 350	0.7	1	
23	T1201EKW0021N	REAR LH DUST SEAL A31x47x7	0.6	1	
24	MH01680001700	SELF-TAPPING NUT FOR M8 (WHITE)	0.7	5	
25	T1201CKW0080N	SPACER CUSH DRIVE HOUSING RH	0.6	1	
26	T1201CKW0070N	SPACER CUSH DRIVE HOUSING LH_ JAWA 42 UG 2.2	0.2	1	
27	T1201CKW0020N	SPACER REAR WHEEL (LH SIDE)	0.3	1	
28	SF0100083	BOLT SPECIAL M16X1.5X305X10.9	0.2	1	
29	T1201AKW0080N	ALLOY WHEEL, REAR, MT 3.0X17	0.9	1	
30	SF0602007	CIRCLIP INT-LUG 40X1.75XPH (FOR ALLOY WHEELS)	0.5	1	

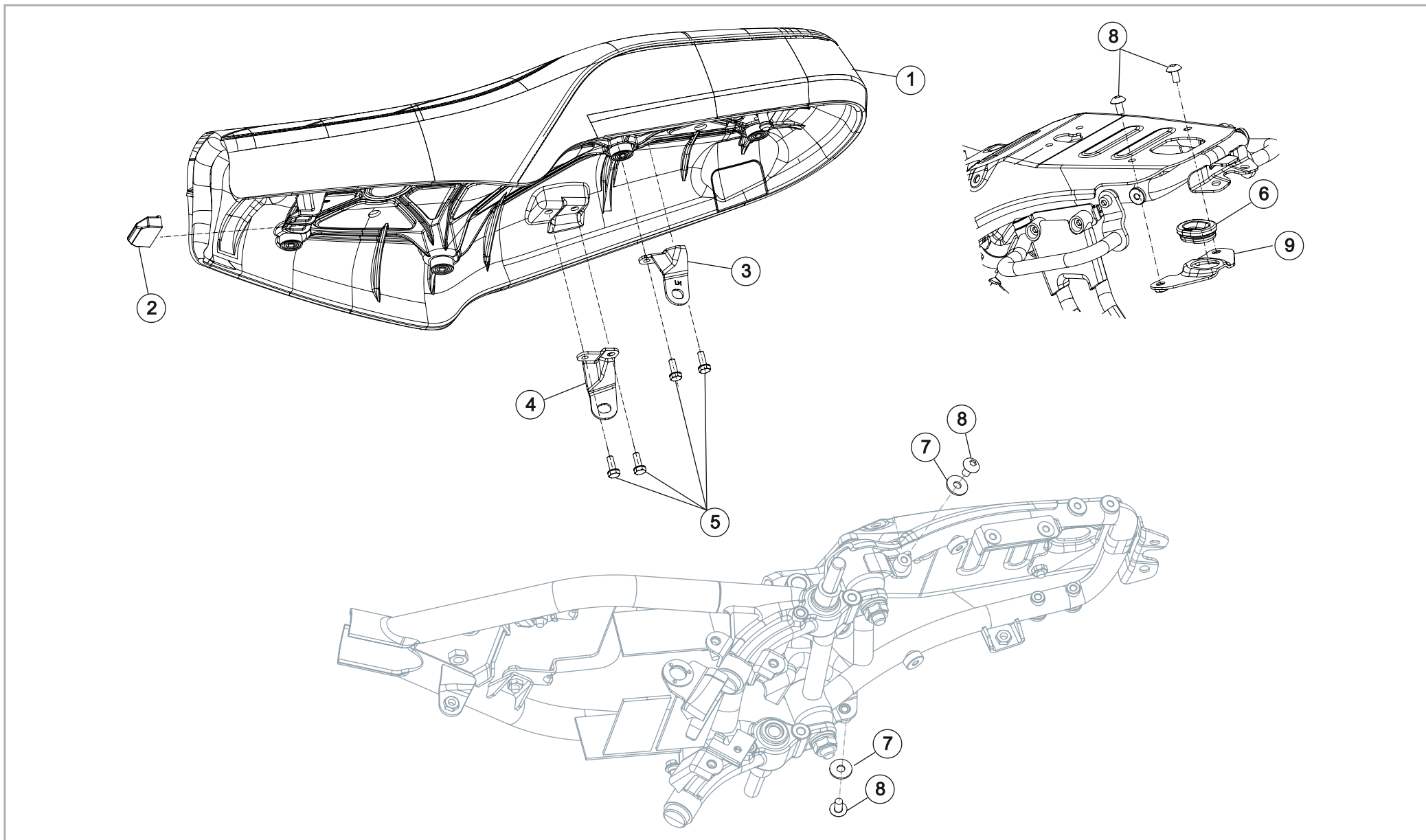
27 SIDE STAND / SAREE GUARD



# 27 SIDE STAND / SAREE GUARD



SR. NO.	PART NUMBERS	PART DESCRIPTION	FRT	QTY	REMARKS
1	T2301AJ20010N	SIDE STAND_JAWA 42 UG 2.2	0.5	1	
2	T2302BKW0010N	SPRING SIDE STAND JAWA	0.1	1	
3	T2302BKW0020N	STEP BOLT SIDE STAND JAWA	0.3	1	
4	SF0302158	NUT NYLOC M10X1.25X11.50X6_JAWA 42 UG 2.2	0.2	1	
5	T20000KW0140N	RUBBER SLEEVE, RETURN SPRING	0.1	1	
6	T14000KW0570N	SIDE STAND RUBBER STOPPER_JAWA 350	0.1	1	
7	SF0224020	SCREW RDSKT M6X1X40X8.8_JAWA 350	0.1	6	
8	T14050J20020N	SAREE GUARD_JAWA 350	0.4	1	
9	SF0212027	SCREW RDSKT M6X1X40X8.8_JAWA 350	0.1	1	
10	SP3706004	WASHER (Ø6.2xØ18x2)_JAWA 350	0.2	1	

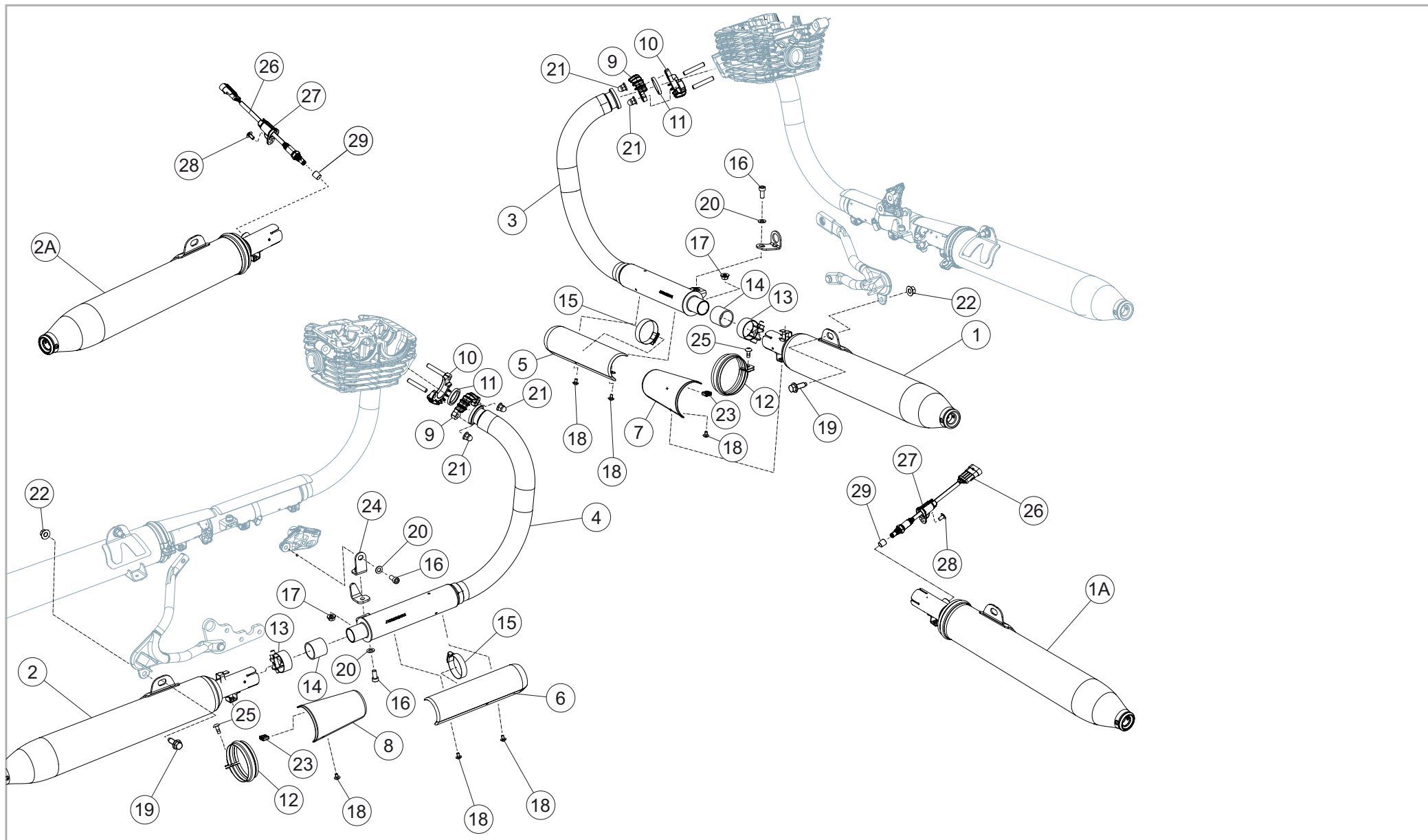


# 28 SEAT ASSEMBLY



SR. NO.	PART NUMBERS	PART DESCRIPTION	FRT	QTY	REMARKS
1	T09000KW0050N	SEAT ASSEMBLY	0.2	1	
2	T0901EKW0010N	SEAT TONGUE RUBBER DAMPER	0.2	1	
3	T09010J20240N	PILLION SEAT MTG BRACKET LH	0.4	1	
4	T09010J20250N	PILLION SEAT MTG BRACKET RH	0.4	1	
5	SP0906041	FLANGED HEAD BOLT-SH M6X12	0.4	4	
6	T09000KW0080N	GROMMET SEAT REAR MOUNTING	0.2	1	
7	SF0401090	WASHER PLAIN M6X18X1.6	0.1	2	
8	SF0212023	SCREW RDSKT M6X1X12XA2-70	0.1	4	
9	T08000KW0730N	SEAT REAR MOUNTING BRACKET	0.2	1	

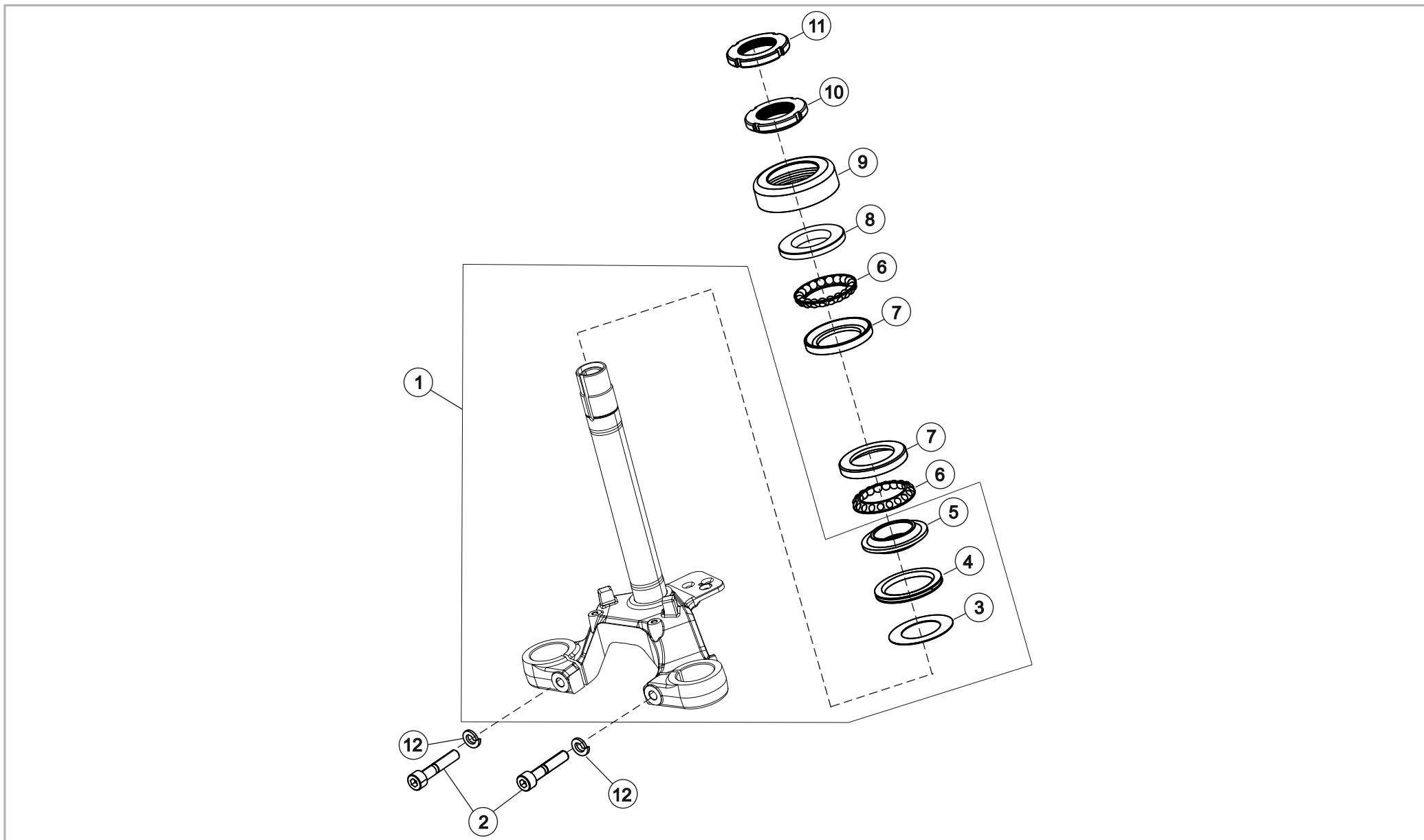
# 29 SILENCER ASSEMBLY



# 29 SILENCER ASSEMBLY



SR. NO.	PART NUMBERS	PART DESCRIPTION	FRT	QTY	REMARKS
1	T0302CKW0630N	MUFFLER ASSEMBLY LH	0.5	1	
1A	T0304CJ10020N	MUFFLER ASSEMBLY LH_EURO-5+	0.5	1	
2	T0302CKW0620N	MUFFLER ASSEMBLY RH	0.5	1	
2A	T0304CJ10010N	MUFFLER ASSEMBLY RH_EURO-5+	0.5	1	
3	T0302AJ10540N	HEADER PIPE ASSEMBLY LH (BASF)	0.5	1	
4	T0302AJ10550N	HEADER PIPE ASSEMBLY RH (BASF)	0.5	1	
5	T0302CKW0690N	ASSY. SHIELD LH CYLINDRICAL	0.3	1	
6	T0302CKW0680N	ASSY. SHIELD RH CYLINDRICAL	0.3	1	
7	T0302CKW0880N	ASSY. SHIELD LH CONICAL	0.3	1	
8	T0302CKW0700N	ASSY. SHIELD RH CONICAL	0.3	1	
9	T0304CKW0060N	EXHAUST FLANGE TOP	0.2	2	
10	T0304CKW0070N	EXHAUST FLANGE BOTTOM	0.2	2	
11	T0304BKW0010N	EXHAUST GASKET	0.7	2	
12	T0303AKW0050N	STYLE RING	0.1	2	
13	T0302CKW0250N	EXHAUST CLAMP M40	0.4	2	
14	T0302BKE0450N	GASKET	0.7	2	
15	Sf0703030	HOSE CLIP W M51X0.55X12.7XSS	0.2	2	
16	SP0224002	SOCKET HEAD SCREW M8X18	0.2	3	
17	SF0303059	NUT HEX FL PR M8X1.25X8X8	0.2	2	
18	SF0212043	SCREW RDSKT M5X0.8X8	0.2	6	
19	SF0202341	SCREW HEX FL M10X1.25X30X10.9	0.2	2	
20	SF0401127	WASHER PLAIN M8X16X1.5	0.2	3	
21	SF0300075	NUT SPECIAL M8X1.25X17X8	0.3	4	
22	SF0322008	NUT HFL FER M10X1.25X10X8	0.2	2	
23	T0302CY50550N	RUBBER DAMPER SHIELD MUFFLER	0.4	2	
24	T0302CKW1020N	HEADER MOUNTING BRACKET RH	0.3	1	
25	SF0212048	SCREW RDSKT M6X1X16X8.8	0.2	2	
26	T15000J10040N	LAMBDA SENSOR DOWN STREAM_EURO-5+	0.2	2	
27	T0302AJ10170N	COVER LAMBDA SENSOR_EURO-5+	0.2	2	
28	SF0212037	SCREW RDSKT M6X1X12XA2-70_EURO-5+	0.2	2	
29	SF1104035	PLUG TPR SK MC12X1.25 STSL_EURO-5+	0.2	2	

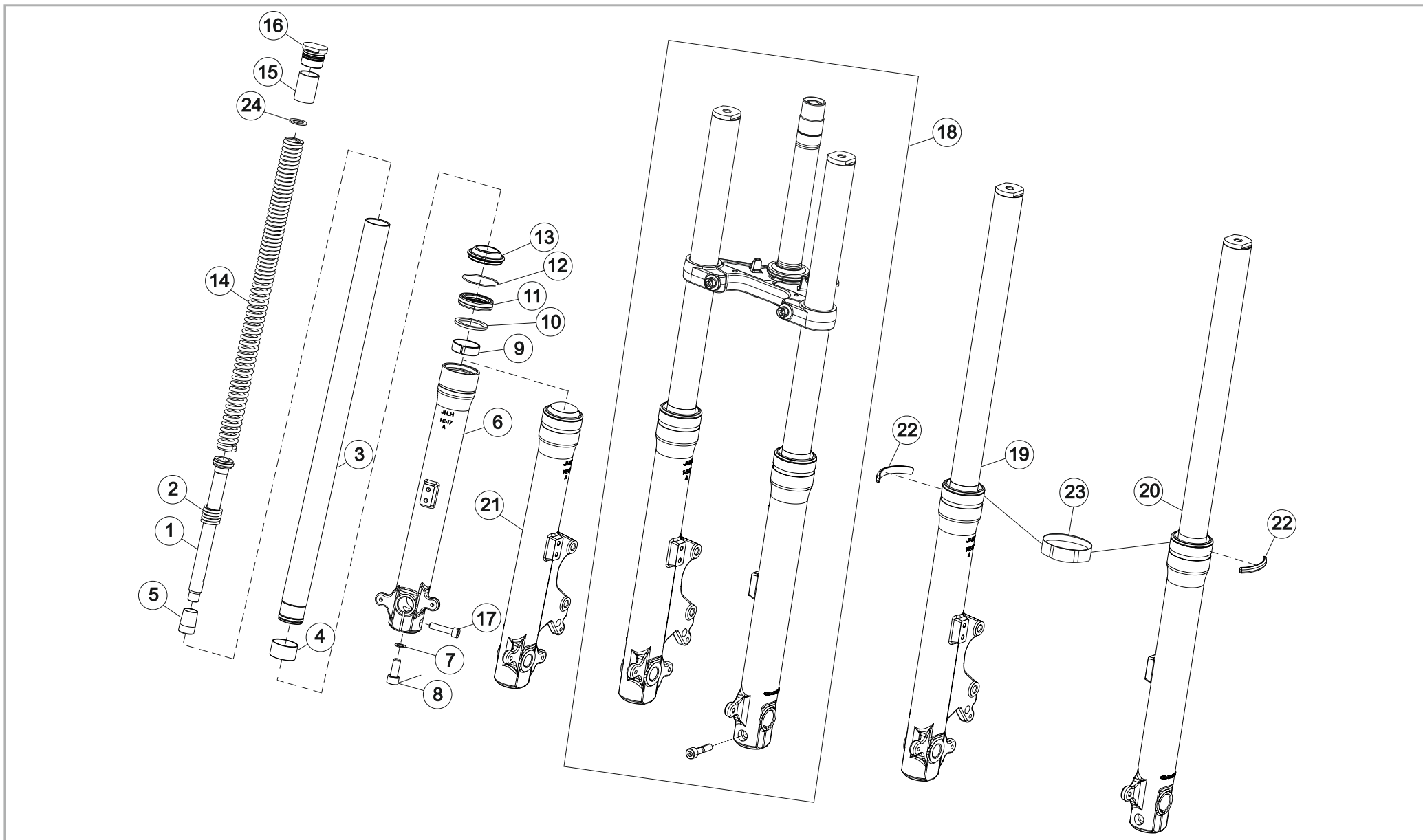


# 30 STEERING



SR. NO.	PART NUMBERS	PART DESCRIPTION	FRT	QTY	REMARKS
1	T0502AKW0010N	UNDER BRACKET ASSEMBLY_JAWA 350	1.0	1	
2	T0502BKW0040N	SOCKET HEAD BOLT(M8X1.25X42)	0.4	2	
3	T0505BKW0020N	STEERING DUST SEAL WASHER	2.0	1	
4	T0505BKW0010N	STEERING DUST SEAL	2.0	1	
5	T05000KW0070N	BOTTOM INNER BALL RACE	2.0	1	
6	T0505NKW0010N	STEERING BALL (DIA 6.35) WITH CAGE	2.0	2	
7	T05010KW0020N	OUTER BALL RACE	2.0	2	
8	T05000KW0090N	TOP INNER BALL RACE	2.0	1	
9	T05010KW0010N	DUST CAP TOP STEERING BEARING	2.0	1	
10	T0505CY50010E	STEERING NUT	1.0	1	
11	T0505CY50020E	STEERING LOCK NUT	1.0	1	
12	T0502BKW0030N	SPRING WASHER M8	0.3	2	

# 31 FRONT FORK ASSEMBLY

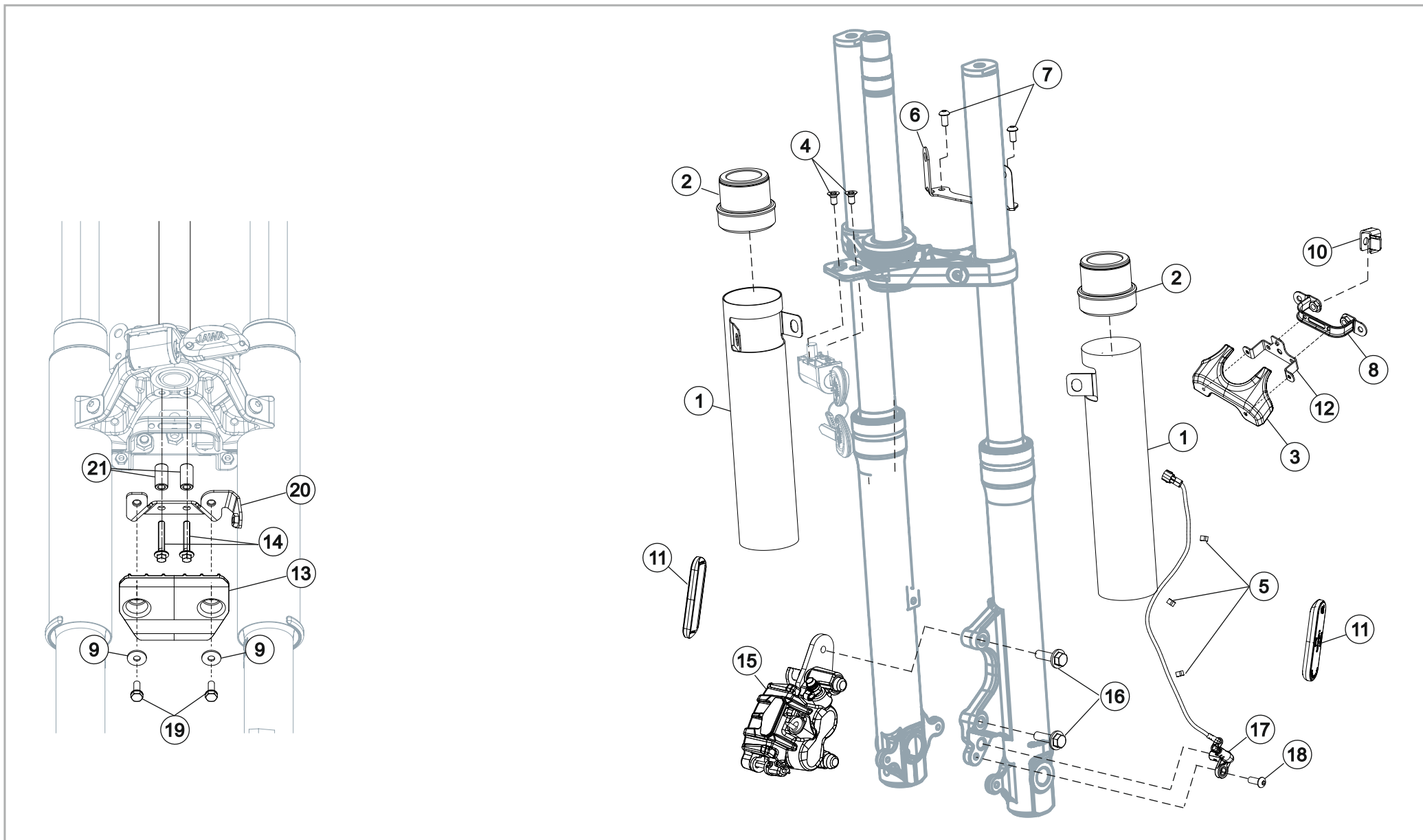


# 31 FRONT FORK ASSEMBLY



SR. NO.	PART NUMBERS	PART DESCRIPTION	FRT	QTY	REMARKS
1	T05010KW0330N	PISTON(PISTON+PISTON RING)_JAWA 350	1.3	1	
2	T05010KW0100N	FRONT FORK REBOUND SPRING	1.3	1	
3	T05010KW0310N	INNER TUBE ASSEMBLY_JAWA 350	1.3	1	
4	T05010KW0110N	SLIDE BUSH	1.3	1	
5	T05010KW0120N	SPINDLE TAPER	1.3	1	
6	T05010J30070F	OUTER TUBE LH SILVER_JAWA 350	1.3	1	
7	T05010KW0140N	GASKET	1.3	1	
8	T05010KW0150N	BOLT M10X1	1.3	1	
9	T05010KW0160N	GUIDE BUSH	1.3	1	
10	T05010KW0170N	DU BUSH WASHER	1.3	1	
11	T05010KW0180N	OIL SEAL	1.3	1	
12	T05010KW0190N	CIRCLIP(SANP-RING)	1.3	1	
13	T05010KW0200N	DUST SEAL	1.0	1	
14	T05010KW0350N	SPRING-1_JAWA 350	0.8	1	
15	T05010KW0320N	SPACER_JAWA 350	0.8	1	
16	T05010KW0250N	BOLT CAP ASSLY	0.6	1	
17	T05010KW0260N	SOCKET HEAD BOLT(M8X1.25X35)	0.2	1	
18	T05000KW0300N	FRONT FORK ASSY_JAWA 350	1.8	1	
19	T05030KW0040N	FORK LEG ASSY LH_JAWA 350	1.0	1	
20	T05040KW0030N	FORK LEG ASSY RH_JAWA 350	1.0	1	
21	T05010J30080F	OUTER TUBE RH SILVER_JAWA 350	1.3	1	
22	T13000KW0160N	RUBBER BEADING	0.3	2	
23	T05000KW0310N	PROTECTION RING JAWA_JAWA 350	0.5	2	
24	T05010KW0340N	WASHER SPRING TOP_JAWA 350	0.4	1	

# 32 FRONT FORK MOUNTINGS

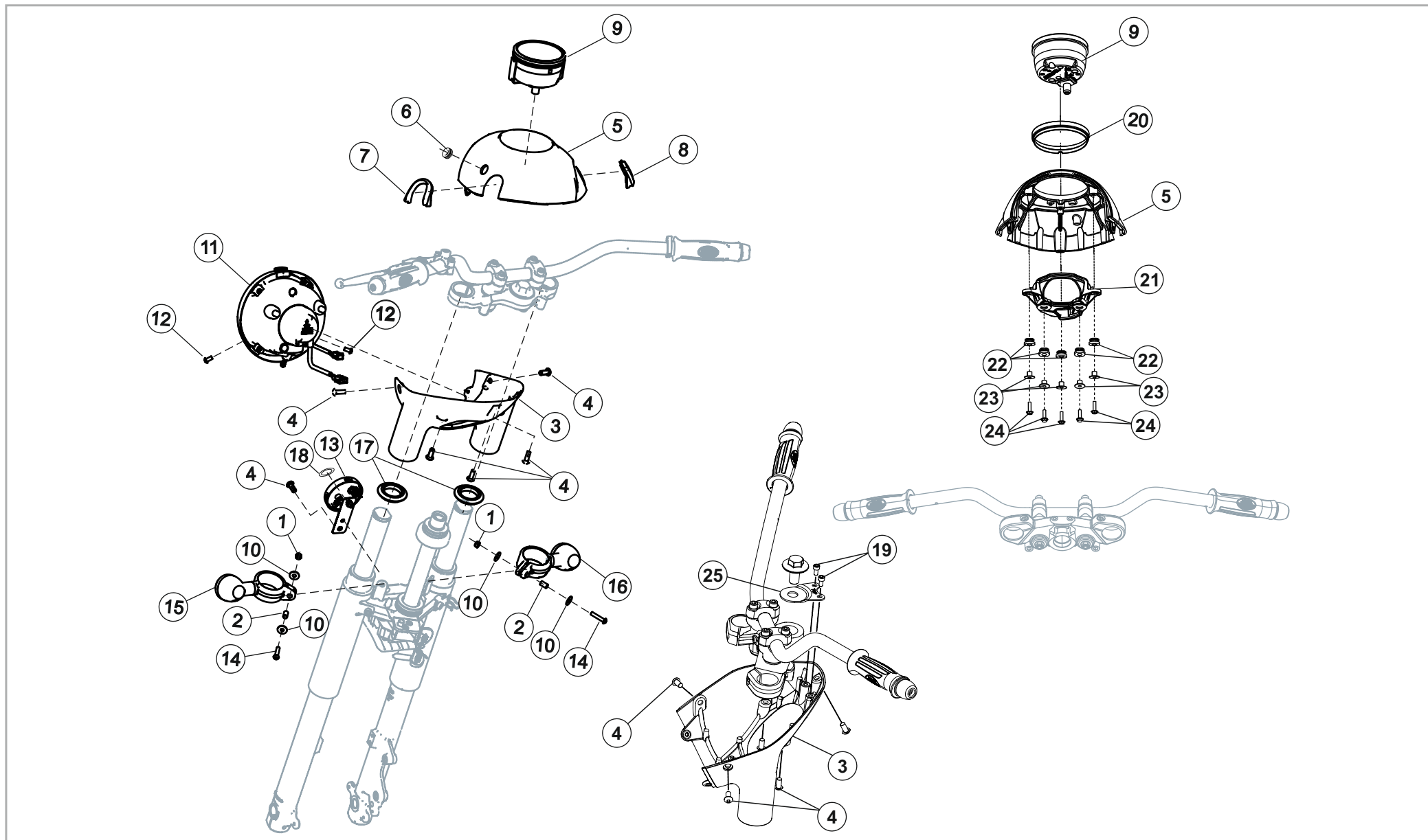


# 32 FRONT FORK MOUNTINGS



SR. NO.	PART NUMBERS	PART DESCRIPTION	FRT	QTY	REMARKS
1	T05010KW0300A	FRONT FORK COVER TUBE MAROON RAL3005_JAWA 350	0.8	2	
2	T05010KW0040N	GUIDE, FRONT FORK COVER TUBE	1.0	2	
3	T13020KW0050E	FRONT COVER BLACK PU TEXTURED_JAWA 350	0.3	1	
4	SF0109001	SCREW FLAT	0.3	2	
5	T1501AKW0070N	DOUBLE CABLE CLIP_REVO_L1_A2	0.1	3	
6	T13160KW0330N	BRACKET INDICATOR MOUNTING FRONT_JAWA 350	0.5	1	
7	SP0212001	BUTTON HEAD SOCKET SCREW M6X10_JAWA 350	0.4	2	
8	T05010KW0280N	HOLDER NO PLATE MTG	0.5	1	
9	SF0401090	WASHER PLAIN M6X18X1.6	0.3	2	
10	T05050KW0010N	CALIPER HOSE CLAMP	0.6	1	
11	T1501FB10020N	SIDE REFLEX REFLECTOR_JAWA 42 UG 2.2	0.4	2	
12	T13160KW0300N	BRACKET NUMBER PLATE FRONT J121	0.3	1	
13	T13000KW0060N	AIR DEFLECTOR	0.3	1	
14	95701-06030-00	BOLT FLANGE 6X30	0.3	2	
15	T1901KKW0110N	CALIPER FRONT BRAKE RH	1.0	1	
16	SF0102343	BOLT HEX FL M8X1.25X35X10.9	0.3	2	
17	T0602FKE0010N	SPEED SENSOR FRONT WHEEL_M104	0.7	1	
18	TSF0224080	SOCKET HEAD SCREW M6x16 BLACK (LOCKTITE)	0.2	1	
19	95701-06016-00	BOLT FLANGE 6X16	0.3	2	
20	T08000KW0720N	AIR DEFLECTOR MOUNTING BRACKET	0.3	1	
21	T08000KW0740N	SPACER AIR DEFLECTOR MOUNTING BRACKET	0.3	2	

# 33 FAIRING ASSEMBLY

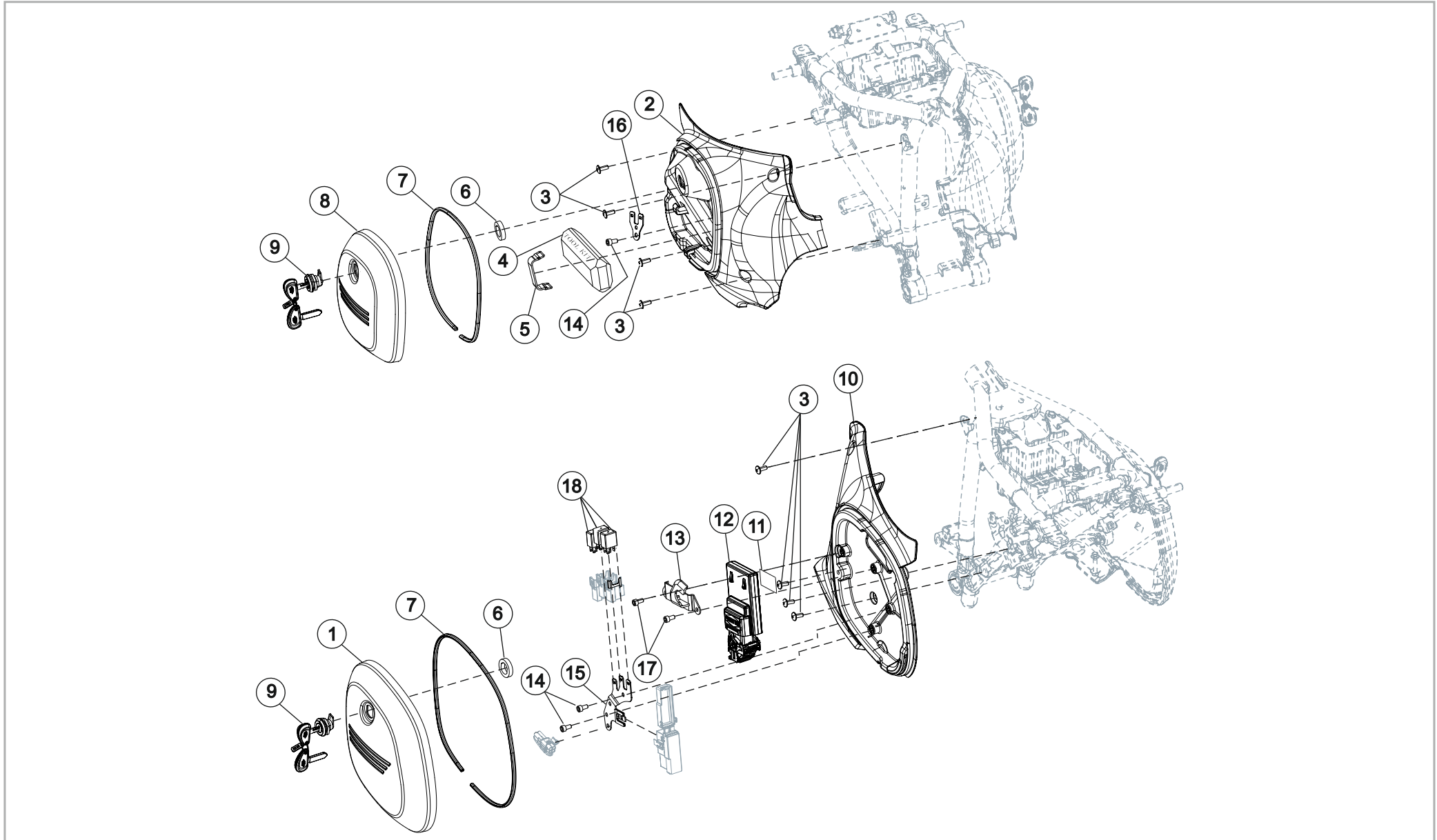


# 33 FAIRING ASSEMBLY



SR. NO.	PART NUMBERS	PART DESCRIPTION	FRT	QTY	REMARKS
1	TSF0318007	M6 NYLOC NUT (BLACK)	0.2	2	
2	MF01730000300	COLLAR TAIL LAMP MTG	0.2	2	
3	T13160KW0360A	FR FAIRING LOWER COWL MAROON RAL3005_JAWA 350	0.8	1	██████████
4	SF0212025	SCREW RDSKT M8X1.25X16XA2-70	0.3	3	
5	T13160KW0350A	FR FAIRING UPPER COWL MAROON RAL3005_JAWA 350	0.5	1	██████████
6	T13030KG0130N	GROMMET TAIL COVER	0.3	1	
7	T13160KW0010N	PLUG HANDLE BAR LH	0.2	1	
8	T13160KW0020N	PLUG HANDLE BAR RH	0.2	1	
9	T1501HKW0140N	SPEEDOEMTER ASSEMBLY_JAWA 350	0.8	1	
10	SF0401090	WASHER PLAIN M6X18X1.6	0.2	4	
11	T1501DKW0120N	HEAD LAMP ASSEMBLY-J1-A (E4)	0.2	1	
12	SF0212026	SCREW RDSKT M6X1X12XA2-70	0.4	2	
13	T1501BKW0010E	HORN ASSEMBLY - 70 DIA	0.4	1	
14	TSF0214019	BUTTON HEAD SOCKET SCREW M6X30	0.4	2	
15	T1501GKW0010N	TURN SIGNAL INDICATOR_FRONT LH	0.5	1	
16	T1501GKW0020N	TURN SIGNAL INDICATOR_FRONT RH	0.5	1	
17	T13160KW0090N	DAMPER HEAD LAMP STAY	0.7	2	
18	T13200KW0050N	LOGO HORN COVER JAWA	0.3	1	
19	SP0306006	SOCKET HEAD SCREW M6X12	0.2	2	
20	T13170KW0030N	SPEEDOMETER RUBBER GUIDE_JAWA 350	0.8	1	
21	T13170KW0020N	SPEEDO MOUNTING BRACKET_JAWA 350	0.2	1	
22	T13180AE0030E	GROMMET FOR M6	0.2	5	
23	T08020B10020N	COLLAR M5X8L	0.3	5	
24	SF0102046	HEX FLANGE BOLT M5X18	0.2	5	
25	T13160KW0410N	LOWER COWL MOUNTING BRACKET_JAWA 350	0.3	1	

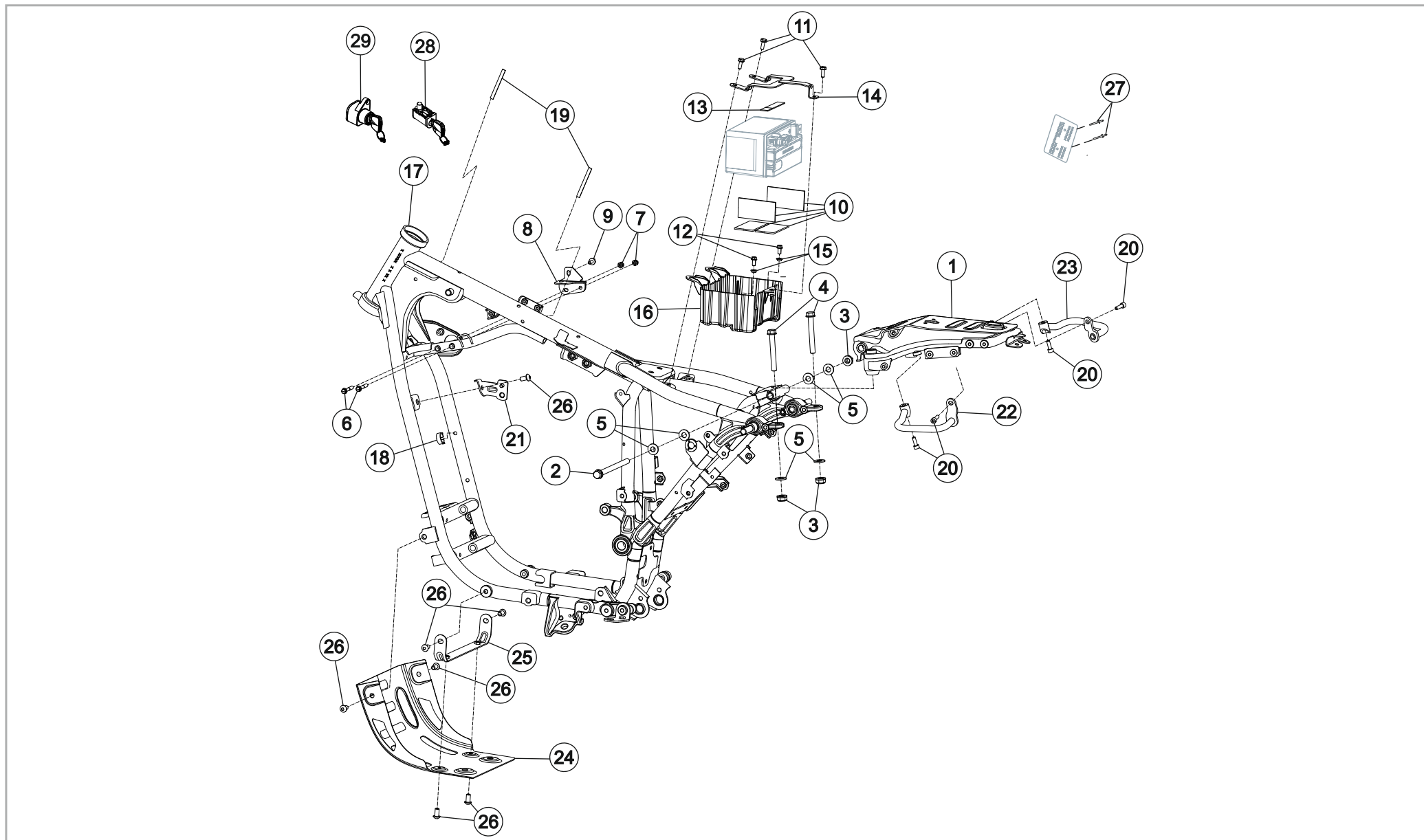
# 34 SIDE PANEL LH & RH ASSY / ECU & RELAY / FUSEBOX



# 34 SIDE PANEL LH & RH ASSY / ECU & RELAY / FUSEBOX



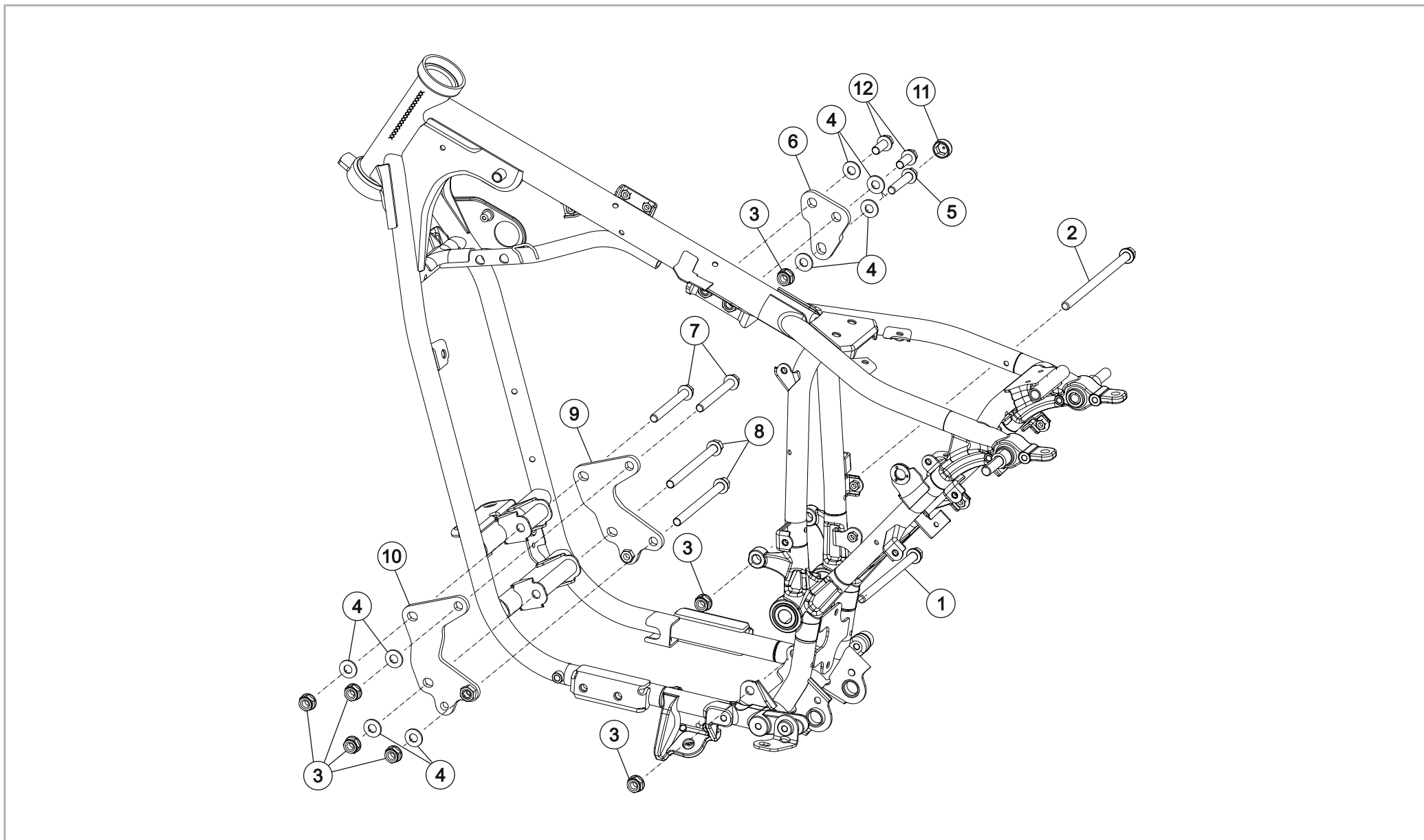
SR. NO.	PART NUMBERS	PART DESCRIPTION	FRT	QTY	REMARKS
1	T13010J20190A	BOX SIDE PANEL LH MAROON_JAWA 350	0.1	1	██████████
2	T13010KW0060T	SIDE PANEL RH_JAWA 42 UG 2.2	0.4	1	
3	SF0212037	SCREW RDSKT M6X1X12X8.8_JAWA 42 UG 2.2	0.2	8	
4	T14010KW0010N	TOOL KIT	0.2	1	
5	T14010KE0010N	TOOL KIT BAND	0.2	1	
6	T18080KS0020N	DAMPER SIDE PANEL LOCK	0.2	2	
7	T13010KW0120N	BEAD SIDE PANEL	0.1	2	
8	T13010J20200A	BOX SIDE PANEL RH MAROON_JAWA 350	0.1	1	██████████
9	T13000J10060N	KIT SIDE COVER LOCK WITH KEY	0.2	2	
10	T13010KW0030T	SIDE PANEL LH_JAWA 42 UG 2.2	0.5	1	
11	T1503AKG0170E	PAD BATTERY	0.2	1	
12	T1502GKW0080N	ELECTRONIC CONTROL UNIT - J121 (EURO 5)	0.3	1	
12.1	T1502GJ10060N	ELECTRONIC CONTROL UNIT - J121 (EURO 5+)	0.3	1	
13	T13010KW0270N	ECU MOUNTING BRACKET_BSVI	0.2	1	
14	SP0306006	SOCKET HEAD SCREW M6X12(WHITE)	0.2	3	
15	T13010KW0090N	FUSE BOX MOUNTING BRACKET	0.3	1	
16	T13010KW0260N	RELAY MOUNTING BRACKET_BSVI	0.2	1	
17	95701-06012-00	BOLT FL.6 X 12	0.2	2	
18	T1501FKW0120N	MINI RELAY (RESISTOR TYPE)	0.2	3	



# 35 FRAME ASSEMBLY/ SUB FRAME ASSEMBLY



SR. NO.	PART NUMBERS	PART DESCRIPTION	FRT	QTY	REMARKS
1	T08000J20130N	SUB FRAME ASSEMBLY J201	0.7	1	
2	SF0102545	BOLT HEX FL M10X1.25X150X10.9	0.9	1	
3	TSF0318009	FLANGE U NUT M10X1.5	0.7	3	
4	TSF0102301	FLANGE BOLT M10 X 75	0.7	2	
5	TSF0401130	WASHER M10 (10X22X2.0)	1.0	6	
6	SP0906032	FLANGE BOLT SH - M6 X 40	0.4	2	
7	TSF0318007	M6 NYLOC NUT (BLACK)	0.4	2	
8	T08000KW0380N	DUAL CHANNEL ABS MOUNTING BRACKET	0.5	1	
9	TSF0102282	FLANGE BOLT M6*14	0.2	1	
10	T1503DKE0250N	PAD BATTERY BOX	0.4	4	
11	95701-06016-00	BOLT FLANGE 6X16	0.1	3	
12	SP0906041	FLANGED HEAD BOLT-SH M6X12	0.5	2	
13	T15010KE0840N	FOAM BATTERY CLAMP	0.3	1	
14	T08000KW0490N	BATTREY CLAMP	0.3	1	
15	MH01790003300	SPACER H=4 FOR M6	0.5	2	
16	T08000KW0220N	BATTERY BOX	0.5	1	
17	T08000J10020N	KIT FRAME COMPLETE BLACK	14	1	
18	T24000Y40010N	GUIDE CLUTCH CABLE	0.2	1	
19	T0702JKE0010N	CLAMP THROTTLE CABLE	0.5	2	
20	SF0224020	SCREW SOCKET M6X1X18X8.8XZN	0.1	6	
21	T08000J20420N	HORN MOUNTING BRACKET	0.4	1	
22	T08000J20160N	PILLION HANDLE LH	0.3	1	
23	T08000J20170N	PILLION HANDLE RH	0.3	1	
24	T08000KW0630N	BASH PLATE	0.6	1	
25	T08000KW0800N	BRACKET BASH PLATE MOUNTING	0.4	1	
26	SF0212042	SCREW RDSKT M8X1.25X16X8.8	0.6	7	
27	SF0508001	POP RIVET 3.2 DIA	0.2	2	
28	T13000J10070N	KIT STEERING LOCK WITH KEY	0.2	1	
29	T13000J10080N	KIT IGNITION SWITCH WITH KEY	0.2	1	

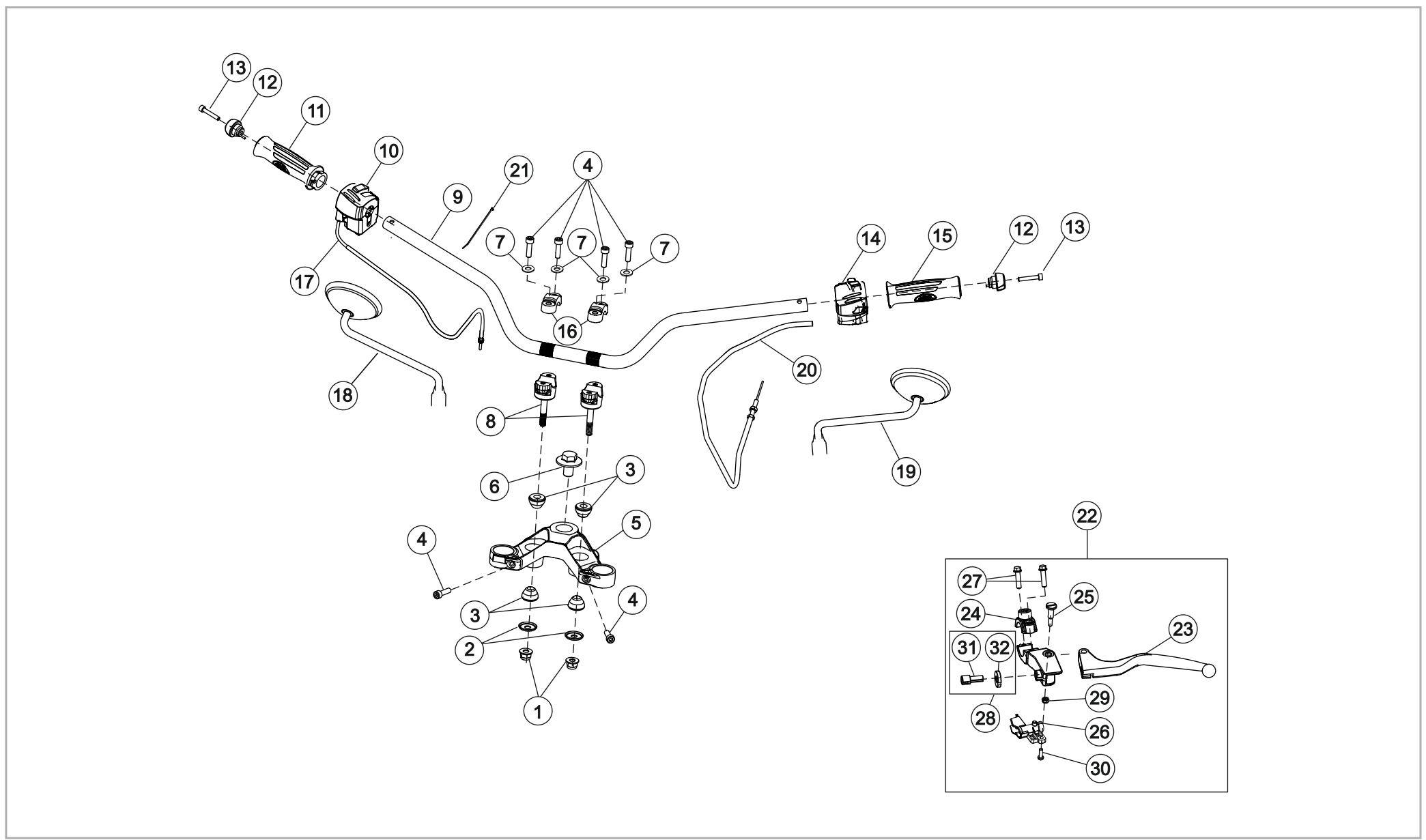


# 36 ENGINE MOUNTING SYSTEM



SR. NO.	PART NUMBERS	PART DESCRIPTION	FRT	QTY	REMARKS
1	SF0102545	BOLT HEX FL M10X1.25X150X10.9	0.7	1	
2	SF0102544	BOLT HEX FL M10X1.25X175X10.9	0.7	1	
3	TSF0318009	FLANGE U NUT M10X1.5	0.7	7	
4	TSF0401130	WASHER M10 (10X22X2.0)	1.0	8	
5	TSF0102302	FLANGE BOLT M10 X 50	0.7	1	
6	T2101DKW0030N	TOP ENGINE BRACKET	0.7	1	
7	TSF0102299	FLANGED BOLT M10X90	0.7	2	
8	TSF0102300	FLANGED BOLT M10 X 125	0.7	2	
9	T2101DKW0020N	FRONT ENGINE BRACKET RH	0.7	1	
10	T2101DKW0010N	FRONT ENGINE BRACKET LH	0.7	1	
11	T14000Y50630N	CAP M10 BOLT	0.2	1	
12	Sf0102038	FLANGE BOLT M10X25	0.7	2	

# 37 HANDLE BAR ASSEMBLY

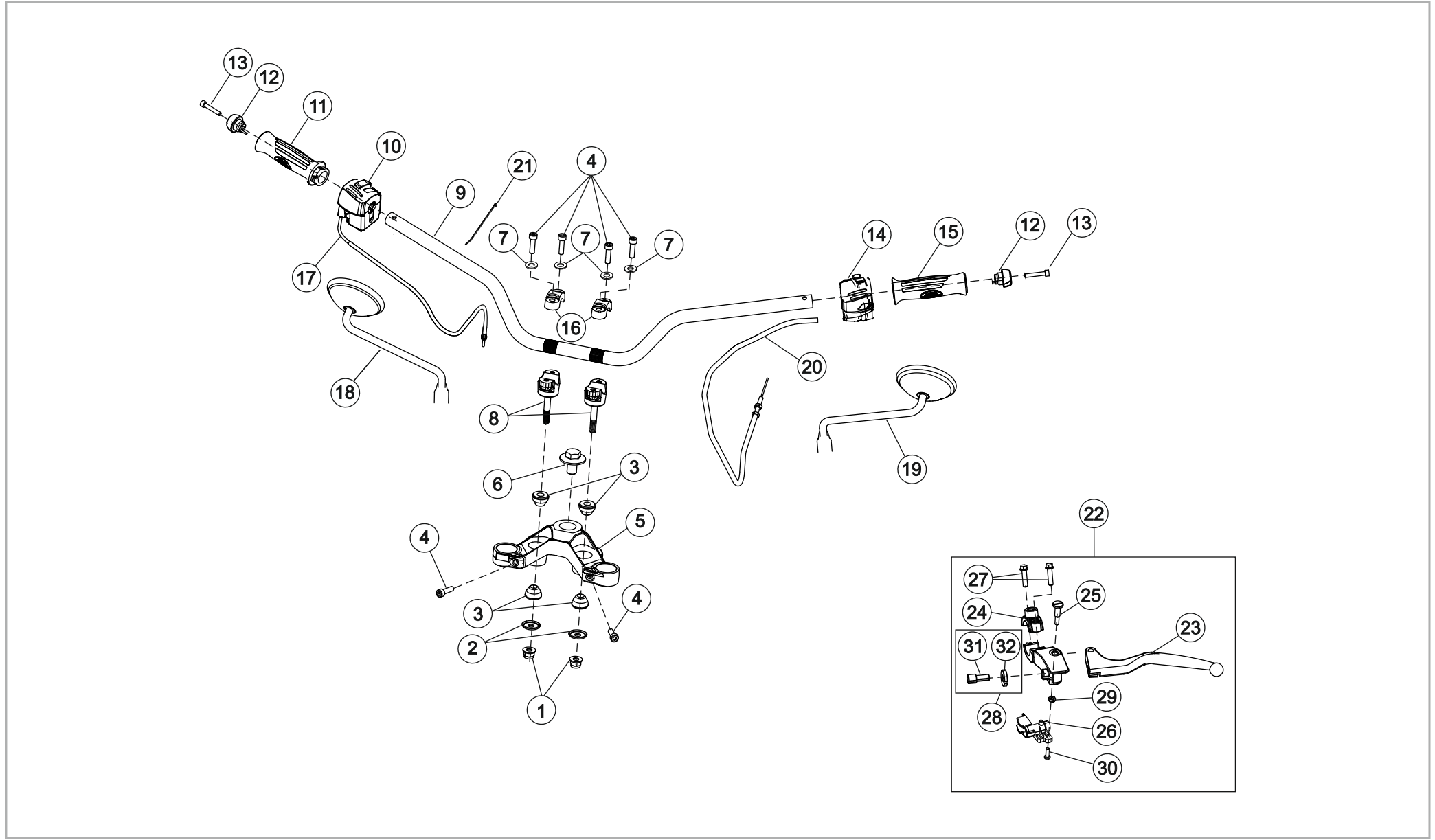


# 37 HANDLE BAR ASSEMBLY



SR. NO.	PART NUMBERS	PART DESCRIPTION	FRT	QTY	REMARKS
1	SF0315017	NUT HX NYL FL M10X1.50X13.5X10	0.8	2	
2	T0505HB10010N	SHOT SILENT BLOCK	0.8	2	
3	MH01800003900	SILENT BLOCK	0.8	4	
4	SP0308023	SOCKET HEAD SCREW M8X28	0.6	6	
5	T0505DJ30020T	UPPER BRACKET J302	0.8	1	
6	T07000KW0050N	STEERING TOP BOLT M16X1.25X25X8.8_JAWA 350	0.5	1	
7	SF0402030	WASHER SPRING L M8X14.8X2XZG_JAWA 350	0.2	4	
8	T07010KW0020T	HANDLE BAR HOLDER LOWER_JAWA 350	0.7	2	
9	T07000KW0010N	HANDLE BAR TUBE	1.0	1	
10	T1501MB10030N	SWITCH ASSEMBLY RH_JAWA 350	0.5	1	
11	T0701DB10020N	THROTTLE CONTROL TUBE WITH HANDLE GRIP RH (J121)	0.5	1	
12	T0701JKW0030N	COUNTERWEIGHT	0.1	2	
13	SP0306020	SOCKET HEAD SCREW M6X55	0.1	2	
14	T1501MKW0110N	SWITCH ASSY LH - J1UG	0.4	1	
15	T0701DB10010N	HANDLE GRIP LH	0.4	1	
16	T07010KW0010N	HANDLE BAR HOLDER UPPER	0.5	2	
17	T2401DKW0010N	THROTTLE CABLE ASSY	0.6	1	
18	T14040KW0020N	MIRROR RH ASSEMBLY	0.2	1	
19	T14040KW0010N	MIRROR LH ASSEMBLY	0.2	1	
20	T2401HJ20010N	CLUTCH CABLE	0.6	1	
21	MF01840000300	CABLE TIES	0.1	2	
22	T0701CB10010N	CLUTCH LEVER ASSY-NEW SWITCH	0.4	1	
23	T0701CB10050N	CLUTCH LEVER CHROME	0.2	1	
24	T0701CY50040N	HOLDER UPPER	0.2	1	
25	T0701CY50050N	PIVOT CLUTCH LEVER	0.3	1	
26	T0701CB10030N	CLUTCH SWITCH	0.4	1	
27	T0701CY50060N	FLANGE BOLT M6	0.1	2	
28	T0701CY50100N	KIT CHECK NUT	0.4	1	
29	T0701CY50070N	NUT NYLOC M5	0.1	1	
30	T0701CY50110N	SCREW M4 X 10	0.2	1	

# 37 HANDLE BAR ASSEMBLY

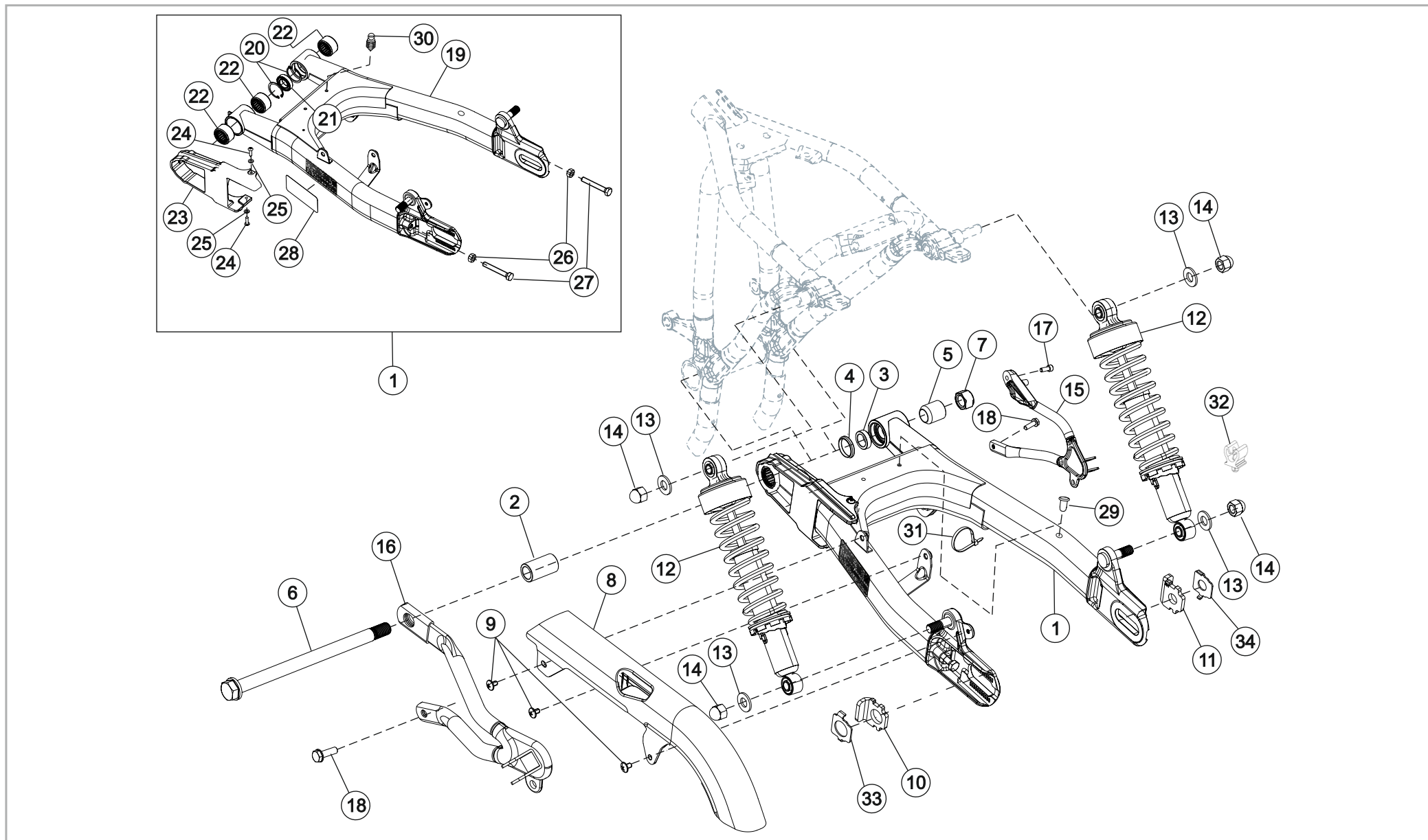


# 37 HANDLE BAR ASSEMBLY



SR. NO.	PART NUMBERS	PART DESCRIPTION	FRT	QTY	REMARKS
31	T07000Y50020N	ADJUSTING SCREW CLUTCH LEVER	0.2	1	
32	T07000Y50030N	CHECK NUT CLUTCH LEVER	0.2	1	

# 38 SWING ARM ASSEMBLY AND REAR SHOCK ABSORBER

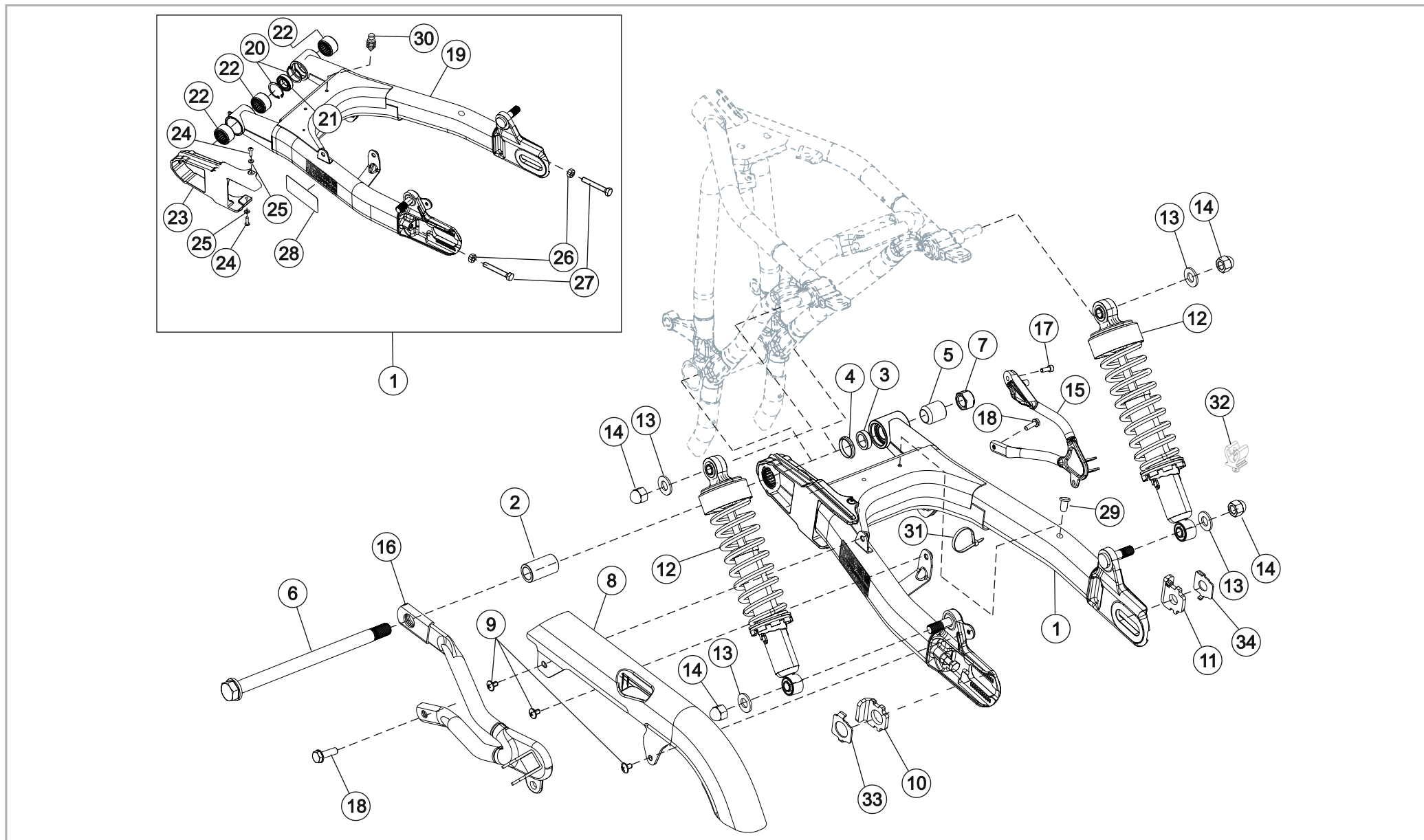


# 38 SWING ARM ASSEMBLY AND REAR SHOCK ABSORBER



SR. NO.	PART NUMBERS	PART DESCRIPTION	FRT	QTY	REMARKS
1	T11010J10010N	KIT COMP SWING ARM_JAWA 350	2.1	1	
2	T1101AKW0010N	BUSH INNER LH	1.5	1	
3	T1101AKW0020N	BUSH, INNER RH	1.5	1	
4	T1101AKW0040N	COLLAR - BUSH INNER RH	1.5	1	
5	T1101AKW0030N	BUSH OUTER RH	1.5	1	
6	T1101CKW0010N	SWING ARM AXLE M16	0.6	1	
7	TSF0318003	SELF LOCK NUT M16	0.6	1	
8	T1103AJ20010N	CHAIN COVER TEXTURE BLACK_JAWA 350	0.3	1	
9	SF0212037	SCREW RDSKT M6X1X12X8.8_JAWA 350	0.2	3	
10	T08000KW0610N	SWING ARM CHAIN ADJUSTOR LH	0.6	1	
11	T08000KW0620N	SWING ARM CHAIN ADJUSTOR RH	0.2	1	
12	T11020J20010F	REAR SHOCK ABSORBER J2 CLASSIC SILVER_JAWA 350	0.3	2	
13	MF01700003500	SPECIAL WASHER	0.2	4	
14	SF0300040	CAP NUT (M12X1.5P)	0.2	4	
15	T22000J20070N	PILLION FOOTREST HOLDER RH SATIN BLACK_JAWA 350	0.6	1	
16	T22000J20060N	PILLION FOOTREST HOLDER LH SATIN BLACK_JAWA 350	0.8	1	
17	SP0308009	SOCKET HEAD SCREW M8X20 (10.9 GRADE)	0.4	1	
18	SF0102057	FLANGE BOLT M8 X 1.25P X 25.5L	0.2	2	
19	T11010J20020N	SWING ARM MAROON BLACK POWDER COATED_JAWA 350	2.1	1	
20	SF0602002	CIRCLIP INT - LUG 30X1.2XPH	2.1	2	
21	SP010100119	BEARING DG BALL SR 17X30X7	2.1	1	
22	6801CAP00021N	NEEDLE_ROLLER_BEARING	2.1	3	
23	T1103BY50010N	CHAIN GUIDE_JAWA 350	0.7	1	
24	TSF0214025	TAPPING SCREW M4X12	0.1	2	
25	94101-04700	WASHER PLAIN M4X9X0.8	0.1	2	
26	SF0301245	NUT HEX M8X1.25XX6.5X8XZN	0.2	2	
27	SF0201389	SCREW HEX M8X1.25X55X8.8	0.1	2	
28	T08000J20180N	CAUTION STICKER CHAIN & TYRE_JAWA 350	0.1	1	
29	MF01770001300	PIN (FR. BRAKE CABLE)	0.1	1	
30	T24000Y40010N	CABLE TIE CLAMP, BRAKE HOSE_HELLERMANN_JAWA 42 UG 2.2	0.2	2	

# 38 SWING ARM ASSEMBLY AND REAR SHOCK ABSORBER

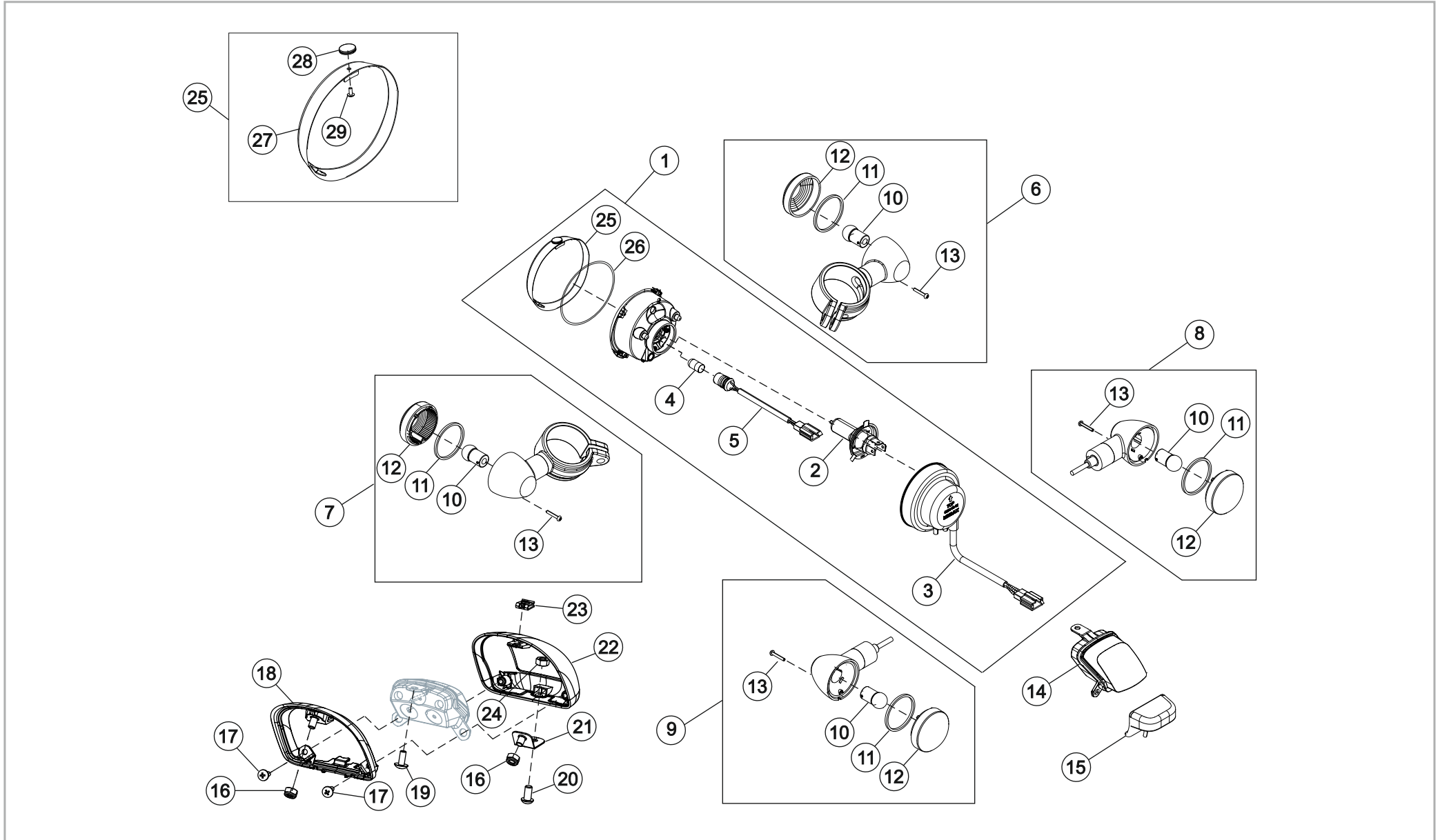


# 38 SWING ARM ASSEMBLY AND REAR SHOCK ABSORBER



SR. NO.	PART NUMBERS	PART DESCRIPTION	FRT	QTY	REMARKS
31	T1501AKE2050E	CABLE STRAP 200MM_HELLERMANN	0.2	2	
32	T11010B10041N	HOSE CLAMP_8-10 MM_JAWA 42 UG 2.2	0.2	1	
33	T11010KW0070N	WASHER PLATE LH	0.3	1	
34	T11010KW0080N	WASHER PLATE RH	0.3	1	

# 39 HEADLAMP, TAIL LAMP & SPEEDOMETER ASSEMBLY

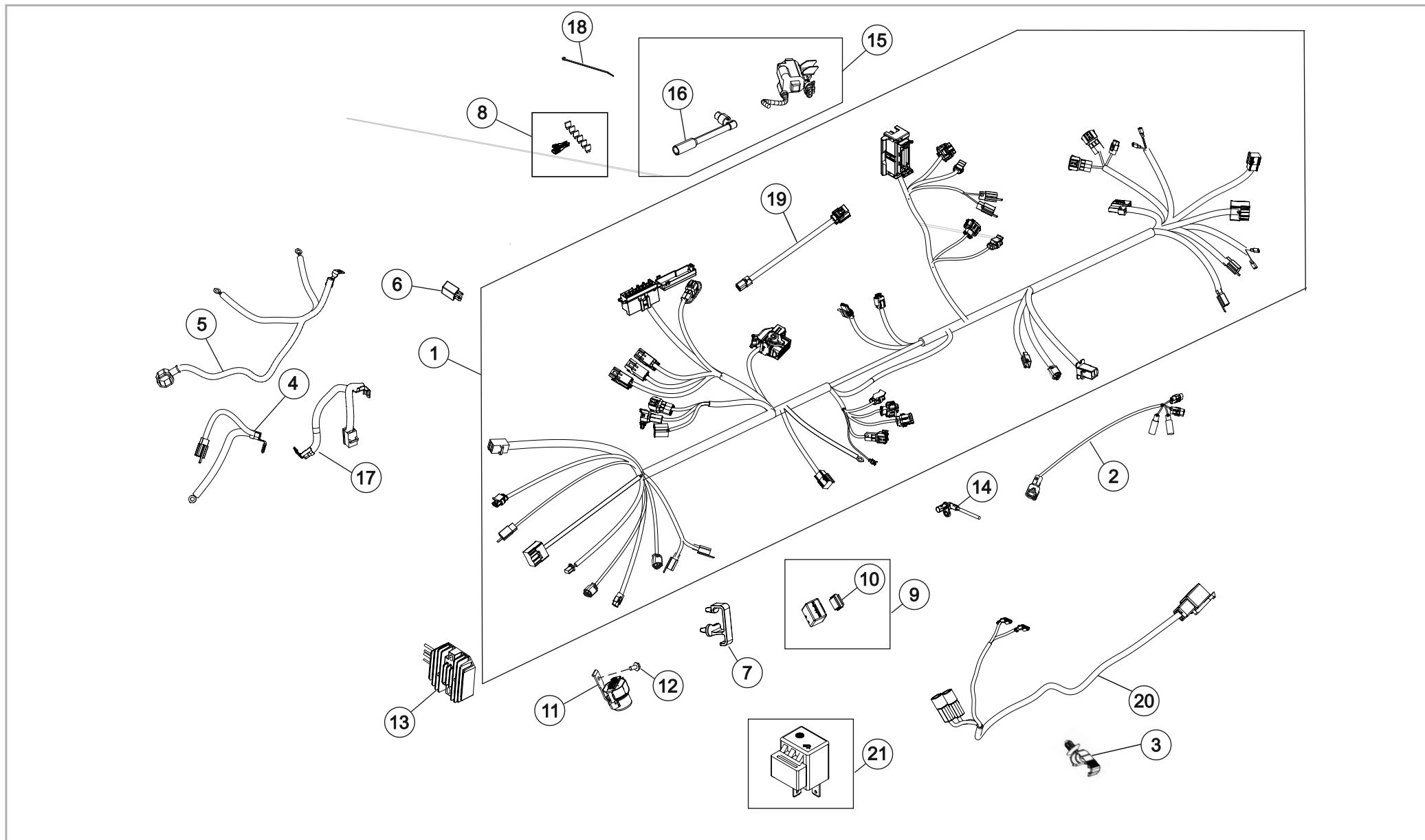


# 39 HEADLAMP, TAIL LAMP & SPEEDOMETER ASSEMBLY



SR. NO.	PART NUMBERS	PART DESCRIPTION	FRT	QTY	REMARKS
1	T1501DKW0120N	HEAD LAMP ASSEMBLY-J1-A (E4)	0.3	1	
2	T1501DKW0340N	BULB 12V,H4 60/55W - BLUE VISION	0.3	1	
3	T1501DKW0050N	DUST COVER	0.3	1	
4	T1501DKW0350N	BULB 12V, W5W - BLUE VISION (POSITION LAMP)	0.3	1	
5	T1501DKW0080N	WIRING HARNESS - POSITION LAMP	0.3	1	
6	T1501GKW0020N	TURN SIGNAL INDICATOR_FRONT RH	0.3	1	
7	T1501GKW0010N	TURN SIGNAL INDICATOR_FRONT LH	0.3	1	
8	T1501GKW0040N	TURN SIGNAL INDICATOR_REAR RH	0.4	1	
9	T1501GKW0030N	TURN SIGNAL INDICATOR_REAR LH	0.4	1	
10	T1501GKW0050N	BULB R10	0.2	4	
11	T1501GKW0060N	RUBBER GASKET	0.2	4	
12	T1501GKW0070N	LENS	0.2	4	
13	T1501GKW0080N	FASTNER-INDICATOR	0.2	4	
14	T1501EKW0020N	TAIL LAMP ASSY	0.6	1	
15	T1501TKW0020N	LICENSE LAMP ASSEMBLY EU V	0.4	1	
16	TSF0318007	M6 NYLOC NUT (BLACK)	0.1	2	
17	TSF0214025	TAPPING SCREW M4X12	0.5	2	
18	T1501EKW0040N	CHROME RING TAIL LAMP - JAWA	0.6	1	
19	TSF0212010	TRUSS HEAD SCREW M5X12 (BLACK)	0.5	1	
20	SF0212037	SCREW RDSKT M6X1X12X8.8_JAWA 350	0.6	1	
21	T1501EKW0050N	BKT TAIL LAMP MTG BOTTOM LOOSE	0.6	1	
22	T1501EKW0030A	CASING TAIL LAMP MAROON RAL3005	0.7	1	
23	TSF0300022	NUT CLIP 5MM (BLACK)	0.6	1	
24	TSF0301091	M6 NUT	0.6	1	
25	T1501DKW0270N	HEADLAMP - RIM ASSEMBLY - J1A	0.3	1	
26	T1501DKW0100N	HEADLAMP - RUBBER RING	0.3	1	
27	T1501DKW0090N	HEADLAMP RIM - JAWA CLASSIC	0.3	1	
28	T1501DKW0230N	KNOB HEADLAMP - CHROME RIM - J1A J1B	0.1	1	
29	T1501DKW260N	SCREW _ HEADLAMP KNOB - JAWA	0.1	1	

# 40 WIRING HARNESS, CORDSET DUAL CHANNEL ABS

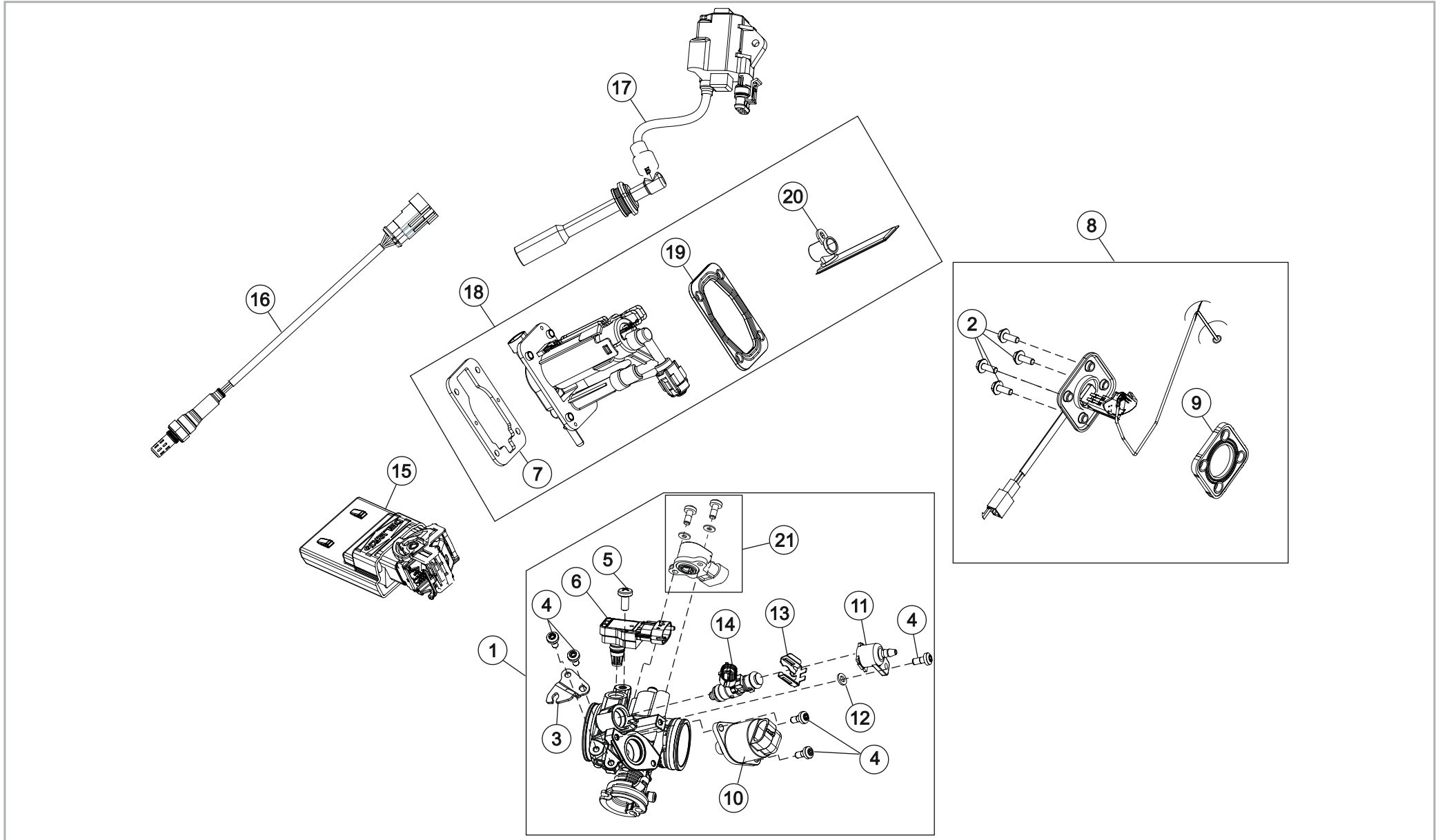


# 40 WIRING HARNESS, CORDSET DUAL CHANNEL ABS\_BSVI



SR. NO.	PART NUMBERS	PART DESCRIPTION	FRT	QTY	REMARKS
1	T15000J10060N	WIRING HARNESS KIT DABS (EURO 5)	2.0	1	
1.1	T14000J10360N	WIRING HARNESS KIT DABS (EURO 5+) J121	2.0	1	
2	T1501AKW0040N	WIRING REAR LAMPS	0.4	1	
3	SF5103014	CLIP LOCKING 6.5X9.9X10_JAWA 350	0.1	1	
4	T1501AKW0110N	WIRING_BATTERY NEGATIVE J1 DUAL ABS	0.4	1	
5	T1503BKW0010N	WIRING_STARTER MOTOR	0.6	1	
6	T1501FKW0120N	MINI RELAY (RESISTOR TYPE)	0.3	3	
7	T1501AKW0090N	CLAMP_WIRING HARNESS	0.3	1	
8	T1501AKE2170N	SPARE FUSE KIT ASSY	0.1	1	
8.1	T1501AY50050N	FUSE 5A MINI	0.1	1	
8.2	T1501AY50060N	FUSE 10A MINI	0.1	1	
8.3	T1501AY50070N	FUSE 15A MINI	0.1	1	
8.4	T1501AY50080N	FUSE 20A MINI	0.1	1	
8.5	T1501AY50090N	FUSE 30A MINI	0.1	1	
9	T1501FKW0090N	FLASHER RELAY J121_JAWA 42	0.6	1	
10	MF01910000200	HOLDER (FOR WINKER RELAY)	0.6	1	
11	T1503CKE0730E	STARTER RELAY	0.6	1	
12	95701-06012-00	BOLT FL.6X12	0.5	1	
13	T1501CKW0010N	REGULATOR RECTIFIER-J1	1.5	1	
14	T0602FKE0010N	SPEED SENSOR FRONT WHEEL_M104	0.4	2	
15	T1502CKE0050N	IGNITION COIL WITH CABLE	0.8	1	
16	T1502FUF0330N	NOISE SUPPRESSOR CAP	0.4	1	
17	T1503AKW0010N	WIRING_BATTERY POSITIVE	0.4	1	
18	T1501AKE2050E	CABLE TIES	0.1	16	
19	T1501AB10250N	WIRING DIAGNOSTIC CABLE- J121	2.0	1	
20	T1501AKW0310N	PIGTAIL INDICATOR_JAWA 350	0.1	1	
21	6104KAA00290N	CABLE HOLDER_DIA 6.5_JAWA 350	0.1	1	

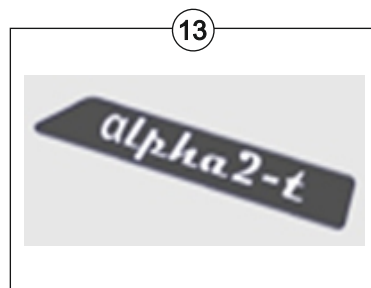
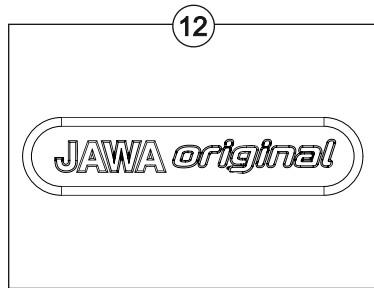


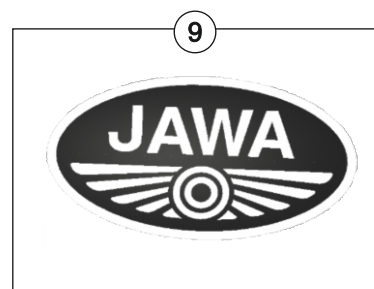


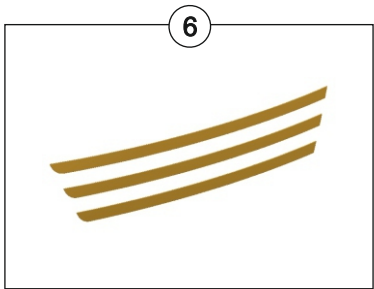
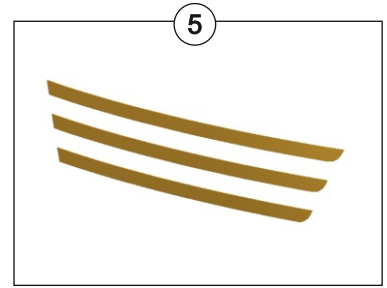
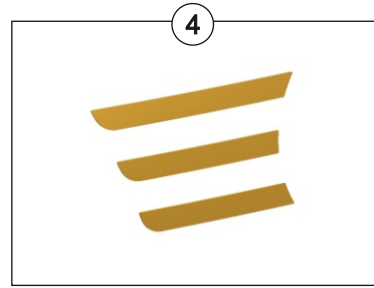
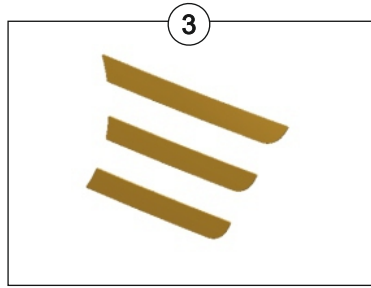
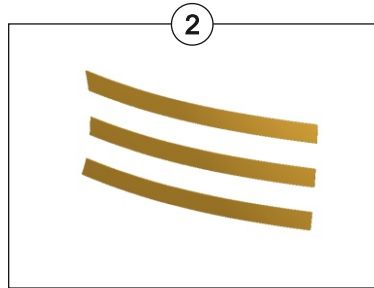
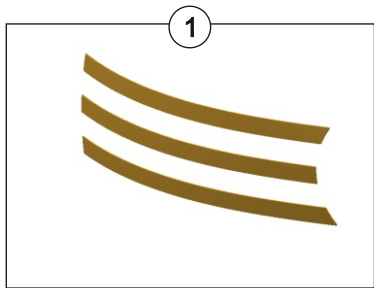
# 41 ELECTRONIC FUEL INJECTION (EFI) ASSEMBLY



# 41 ELECTRONIC FUEL INJECTION (EFI) ASSEMBLY



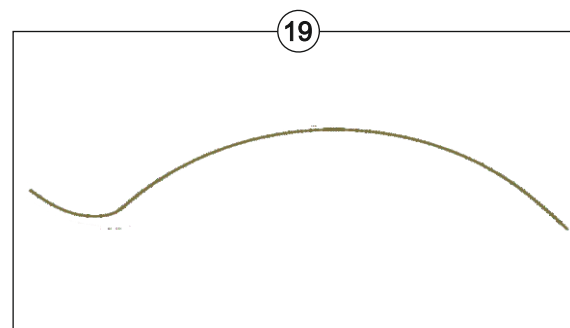
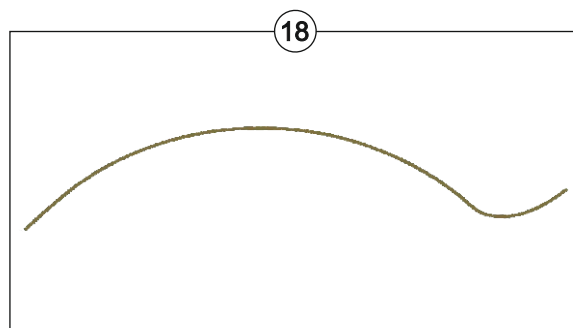
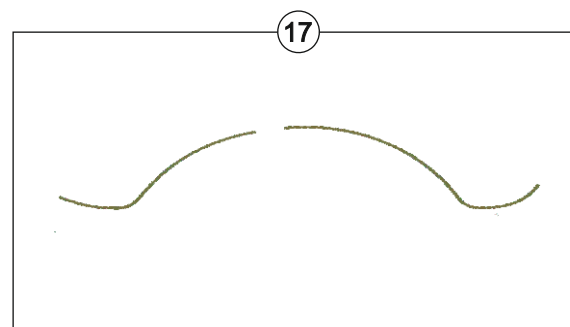
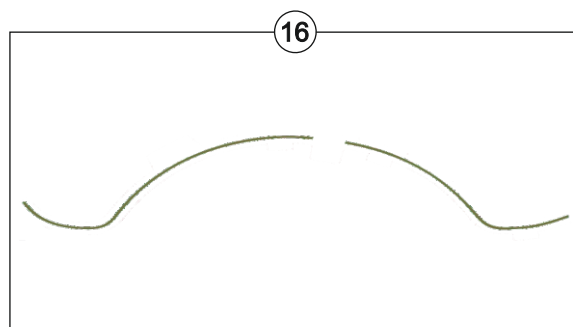
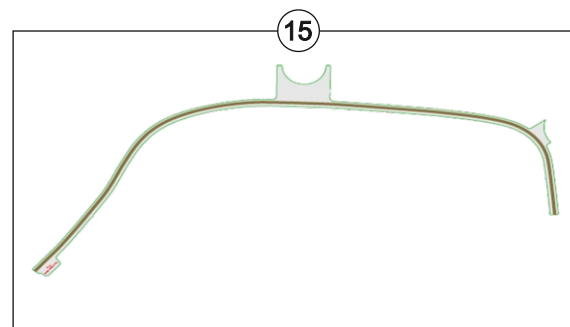
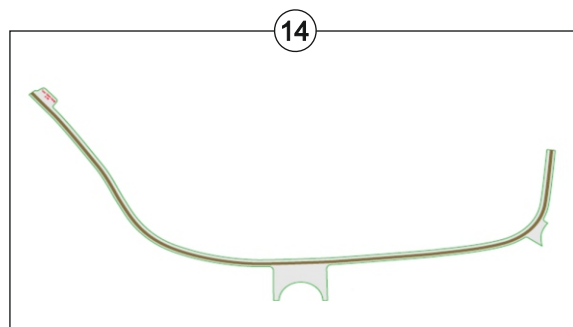
SR. NO.	PART NUMBERS	PART DESCRIPTION	FRT	QTY	REMARKS
1	T0102HY50050N	THROTTLE BODY ASSEMBLY TYPE B (OBD II)	1.0	1	
2	SP0906041	FLANGED HEAD BOLT-SH M6X12	0.5	4	
3	T0102HKW0040N	THROTTLE CABLE BRACKET	0.5	1	
4	T1501PKW0050N	FASTNER-MTB	0.5	5	
5	T1502EKW0020N	FASTNER-TMAP	0.3	1	
6	T1502EKE0250N	TMAP_ECU_C	0.3	1	
7	T10050KW0050N	METAL FLANGE	0.7	1	
8	T1501PKW0010N	FUEL SENSOR UNIT	0.6	1	
9	T1501PKW0040N	RUBBER GASKET	0.6	1	
10	T1502HKE0020N	IACV_ECU C	0.5	1	
11	T1501PKW0020E	FUEL INJECTOR CAP	0.6	1	
12	T1501PKW0060N	SEPERATOR	0.6	1	
13	T0102BKE0050N	FIXING INJECTOR CLIP (DELLORTO)	0.6	1	
14	T1501PKE0020N	FUEL INJECTOR _ECU C	1.0	1	
15	T1502GKW0080N	ELECTRONIC CONTROL UNIT - J121 (EURO 5)	0.3	1	
15.1	T1502GJ10060N	ELECTRONIC CONTROL UNIT - J121 (EURO 5+)	0.3	1	
16	T15000Y50020N	LAMBDA SENSOR	0.6	1	
17	T1502CKE0050N	IGNITION COIL WITH CABLE	0.8	1	
18	T10050J20010N	FUEL PUMP OBD II	0.7	1	
19	T10050KW0060N	RUBBER GASKET	0.6	1	
20	T10050KW0040N	FUEL FILTER	0.8	1	
21	T0102HKW0060N	THROTTLE POSITION SENSOR KIT	0.8	1	



# 42 DECALS




SR. NO.	PART NUMBERS	PART DESCRIPTION	FRT	QTY	REMARKS
1	T13200KW0090N	DECAL TANK FRONT LH	0.4	1	
2	T13200KW0100N	DECAL TANK FRONT RH	0.4	1	
3	T13200KW0110N	DECAL TANK REAR LH	0.4	1	
4	T13200KW0120N	DECAL TANK REAR RH	0.4	1	
5	T13200KW0130N	DECAL SIDE PANEL LH	0.4	1	
6	T13200KW0140N	DECAL SIDE PANEL RH	0.4	1	
7	T13200KW0040N	LOGO ENGINE STARTER MOTOR COVER	0.3	1	
8	T13200KW0050N	LOGO HORN COVER JAWA	0.3	1	
9	T13200KW0820N	BADGE ENGINE COVER RH	0.3	1	
10	T13200KW0640N	BADGE FUEL TANK	0.3	2	
11	T13200KW0660N	FRONT FENDER BADGE	0.3	1	
12	T13200KW0510N	PLAQUE WHEEL RIM GREY	0.1	4	
13	T21000VG0020N	BADGE ALPHA 2T ENGINE JAWA 350	0.2	1	



# 43 DECALS



SR. NO.	PART NUMBERS	PART DESCRIPTION	FRT	QTY	REMARKS
14	T13200KW0760N	DECAL TANK UPPER LH	0.4	1	
15	T13200KW0770N	DECAL TANK UPPER RH	0.4	1	
16	T13200KW0800N	DECAL FRONT FENDER LH	0.4	1	
17	T13200KW0810N	DECAL FRONT FENDER RH	0.3	1	
18	T13200KW0780N	DECAL REAR FENDER LH	0.3	1	
19	T13200KW0790N	DECAL REAR FENDER RH	0.3	1	



REV\_02\_2025

JAWA Moto spol. s r.o.

[www.jawa.eu](http://www.jawa.eu)   [info@jawa.eu](mailto:info@jawa.eu)