



**PARTS CATALOGUE**  
REV-01

**EURO-5+**



# INDEX

---

## INSTRUCTION

PAGE: A TO B

---

## PICTORIAL INDEX

PAGE: C TO D : ENGINE GROUP

PAGE: E TO H : FRAME GROUP

---

## ENGINE GROUP

PAGE NO : 01 TO 36

---

## FRAME GROUP

PAGE NO : 37 TO 96

---

## PART NUMBER INDEX

PAGE: -- TO --

---

SPARE PART CATALOGUE PART NO: XXXXXXXXXXXXX



## **How to use the Spare Parts Catalogue**

This parts catalogue is compiled of all service items of **JAWA 42 FJ** incorporates parts changes introduced upto  
Date .....

## **How to order parts**

1. Always specify the part numbers when ordering a part.
2. Always check the models, type, serial numbers, color, make and the size as needed before placing the order of parts.
3. Required quantity to be specified.

## **Revision in part numbers**

New parts are introduced when old parts are deleted & or when when modification are incorporated in parts or part assembly. Such changes are notified by change of parts numbers. The information regarding change of part numbers is informed through parts news, which you are requested to note & update into your "Parts Catalogue" & in your "Price List" also with effective date of introduction. This updation into "Part Catalogue" & "Price List" will help you in procurement / stocking / billing & in turn will give better service to the customer.

## **How to refer with the part information**

Reference with "Illustrated Index"  
Reference with "Part Number Index"

## **How to use the Flat Rate Time (F.R.T.)**

This F.R.T. (Flat Rate Time) is used to determine the standard labour time allowed for replacement of parts covered by the warranty during the period of warranty is in effect. The F.R.T. for those parts, that are not listed herein, should be determined from the operation closely related to the replacement of the part.

### **1.The F.R.T. is based on the following servicing conditions**

- a) A liberal allowance is added to the net servicing time.
- b) Standard time specified are based on the conditions that the usage of necessary servicing tools listed in the service manual & the work performed by a technician with normal skill.
- c) Time required for inspection & operational test following the servicing is included in the F.R.T.

### **2.Methods of computing**

The job time are listed in tenth of hour to simplify complication

Examples: 1) 0.3 = 18 minutes

2) 5.1 = 5 hour & 6 minutes

CONVERSION CHART			
HOUR	MINUTES	HOUR	MINUTES
0.1	6	0.6	36
0.2	12	0.7	42
0.3	18	0.8	48
0.4	24	0.9	54
0.5	30	1.0	60

### 3.Computing the F.R.T.

Following are the examples when several jobs are performed at the same time. Make the calculations in the following manner

a) Jobs of non-duplicated nature.

The F.R.T. for the job is obtained by totaling the F.R.T. for each part replaced.

Example: 1. Replacement of Clutch Housing Assembly  
2. Magneto Rotor

SERVICE ITEM	F.R.T.
CLUTCH HOUSING ASSY	1.0
MAGNETO ROTOR	0.3

F.R.T. for the Job is  $1 + 0.3 = 1.3$

b) Jobs of duplicated nature.

Take the F.R.T. for the last part to be replaced.

Example: Replacement of Crankshaft Assy & Cylinder Block

SERVICE ITEM	F.R.T.
CRANKSHAFT ASSEMBLY	4.2
CYLINDER BLOCK	3.4

F.R.T. for the Job is = 4.2

### 4.Operation Other than replacing parts

#### (1) Removal and Installation

No	Service Item	F.R.T.
1	ENGINE REMOVAL & INSTALLATION	2.5
2	CYLINDER HEAD ASSEMBLY (INCLUDE ENGINE REMOVAL & INSTALLATION)	3.0
3	THROTTLE BODY ASSEMBLY REMOVAL & INSTALLATION	1.0
4	CRANKCASE SEPARATION (INCLUDE ENGINE REMOVAL & INSTALLATION)	4.0
5	RADIATOR ASSEMBLY REMOVAL & INSTALLATION	1.0

#### (2) Adjustment

No	Service Item	F.R.T.
1	CLUTCH - ADJUSTMENT (INCLUDE CLUTCH LEVER ADJUSTMENT)	0.1
2	HEADLIGHT - AIMING	0.1
3	SPARK PLUG - ADJUSTMENT & CLEANING	0.6
4	DRIVE CHAIN - ADJUSTMENT	0.1
5	THROTTLE OPERATION - ADJUSTMENT	0.1
6	TAPPET - ADJUSTMENT	1.2
7	ENGINE OIL LEVEL INSPECTION, DRAIN & TOP UP	0.6

#### (3) Inspection & Measurement

No	Service Item	F.R.T.
1	COMPRESSION PRESSURE - MEASUREMENT	0.6
2	IGNITION TIMING - INSPECTION	0.5

#### (4) Other work

No	Service Item	F.R.T.
1	OIL STRAINER - CLEANING	0.6
2	CLEANER ELEMENT - CLEANING	0.3
3	FRONT BRAKE - AIR BLEEDING	0.3
4	REAR BRAKE ADJUSTMENT	0.1
5	RADIATOR COOLANT - CHANGE	0.5

#### Method of calculating Labour Charges (Example):

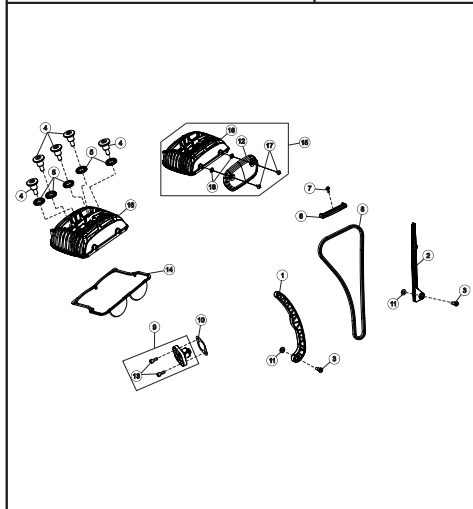
Labour charges rate: Rs 100/- per man hour

Example: Tappet Adjustment F.R.T. is 1.2

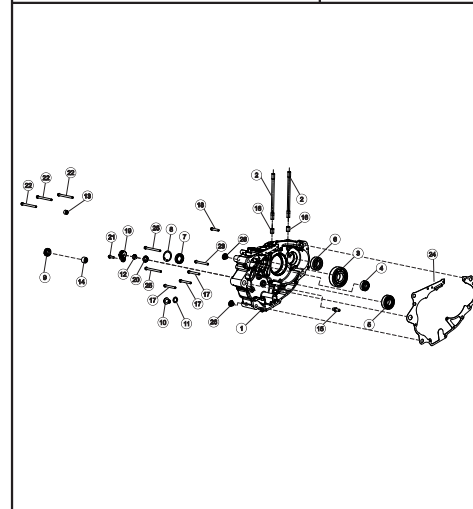
Labour charges = F.R.T. x Labour Rate

For all cities :  $1.2 \times 100 = \text{Rs. } 120/-$

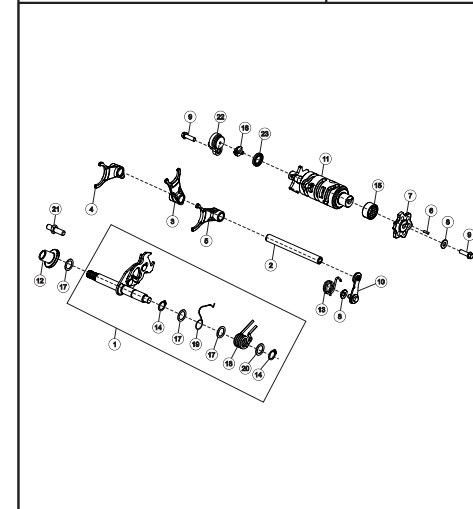
CAMCHAIN & TENSIONER, CYLINDER HEAD COVER	ASSY. NO.1
	PAGE NO.1



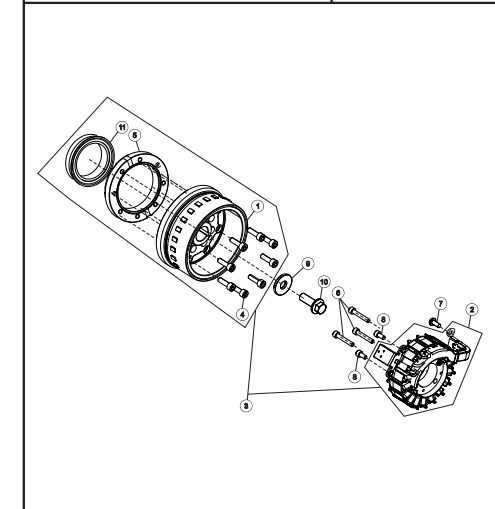
CRANKCASE LH	ASSY. NO.2
	PAGE NO.3



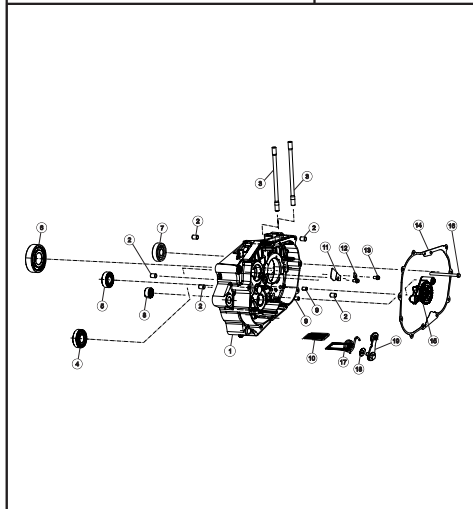
DRUM ASM & SHIFT SHAFT MECH CAMBINE	ASSY. NO.5
	PAGE NO.9



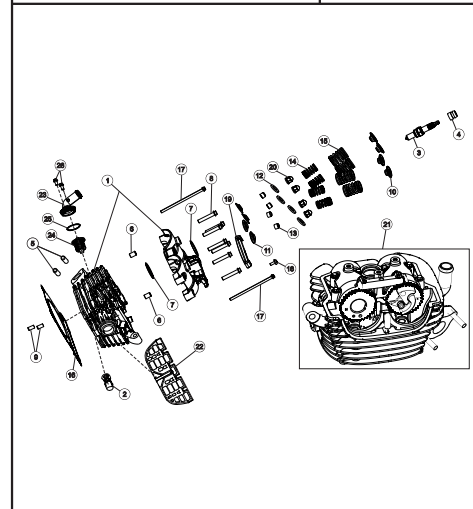
MAGNETO ASSEMBLY	ASSY. NO.6
	PAGE NO.11



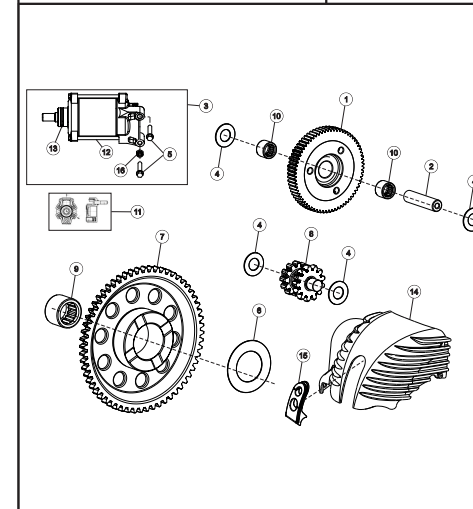
CRANKCASE RH	ASSY. NO.3
	PAGE NO.5



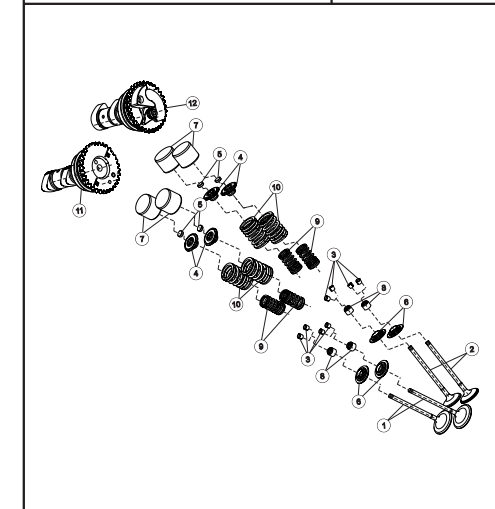
CYLINDER HEAD EXPLOSION	ASSY. NO.4
	PAGE NO.7



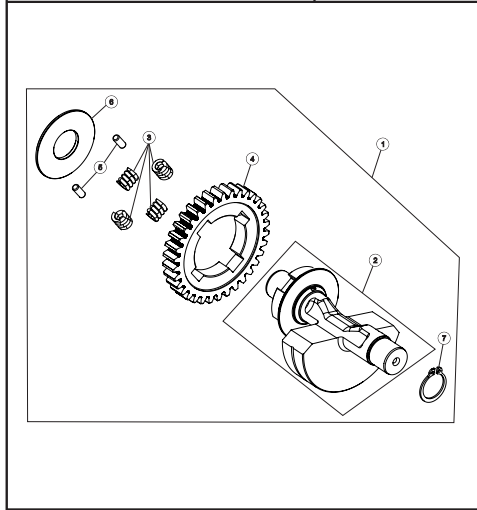
STARTING SYSTEM AND STARTER MOTOR	ASSY. NO.7
	PAGE NO.13



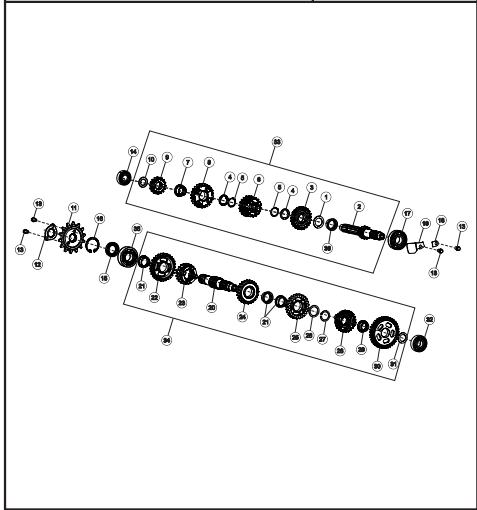
VALVE TRAIN AND CAM SHAFT	ASSY. NO.8
	PAGE NO.15-19



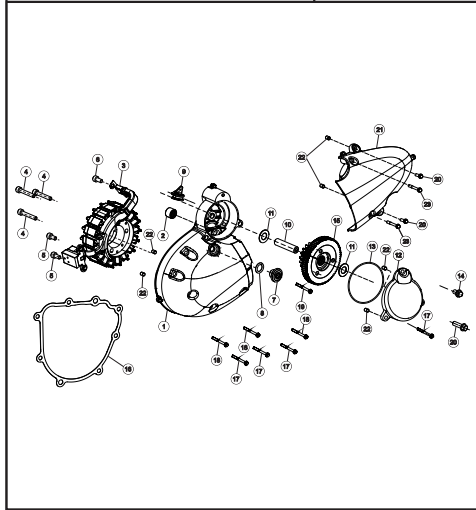
BALANCER SHAFT ASSEMBLY	ASSY. NO.9
	PAGE NO.21



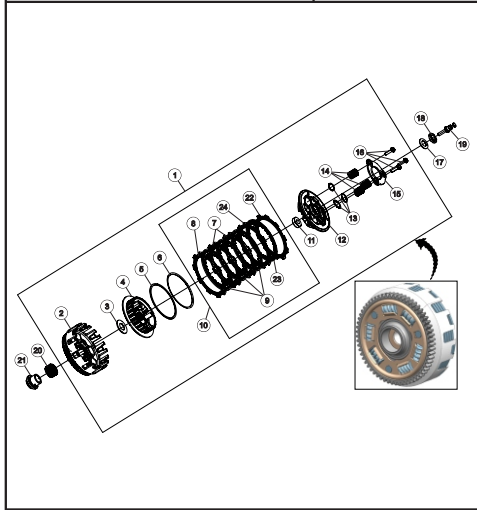
TRANSMISSION SYSTEM	ASSY. NO.10
	PAGE NO.23-25



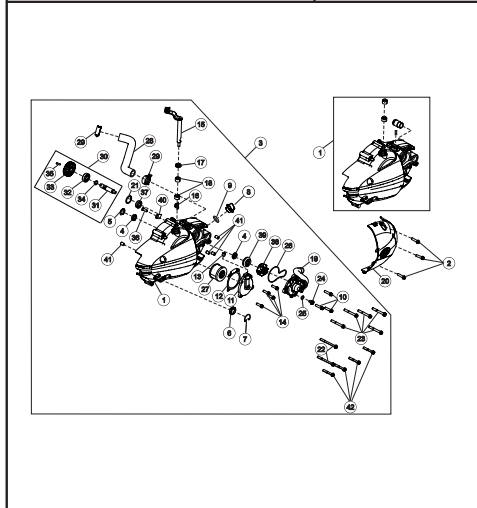
MAGNETO COVER LH	ASSY. NO.13
	PAGE NO.33



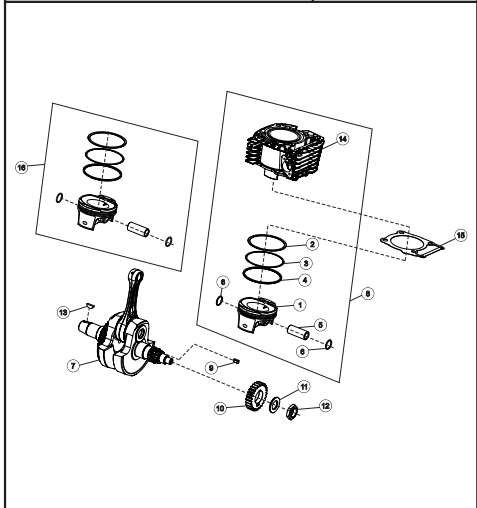
A & S - CLUTCH ASSEMBLY	ASSY. NO.14
	PAGE NO.35



R CRANKCASE COVER	ASSY. NO.11
	PAGE NO.27-29




CRANKSHAFT AND PISTON	ASSY. NO.12
	PAGE NO.31



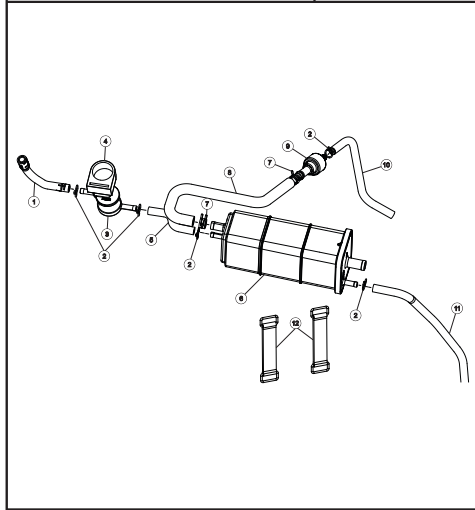
	ASSY. NO.
	PAGE NO.



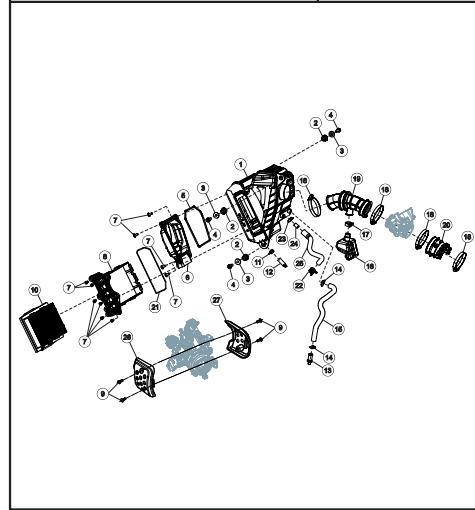
	ASSY. NO.
	PAGE NO.



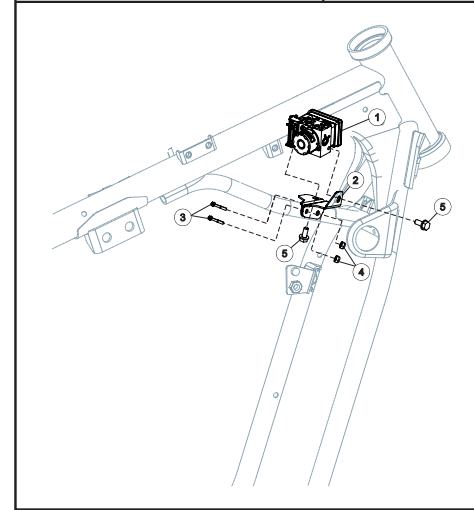
EVAPORATIVE EMISSION SYSTEM	ASSY. NO.15
	PAGE NO.37



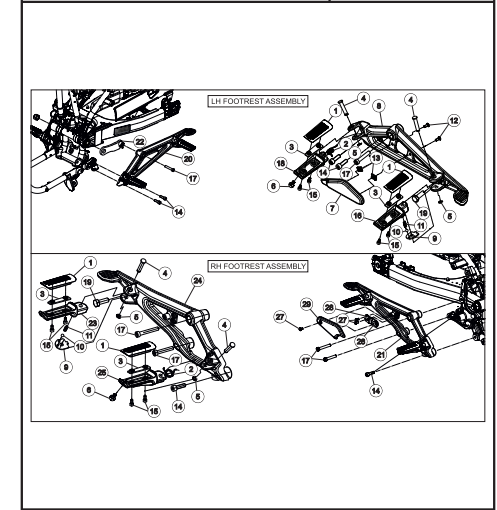
AIR FILTER ASSEMBLY	ASSY. NO.16
	PAGE NO.39



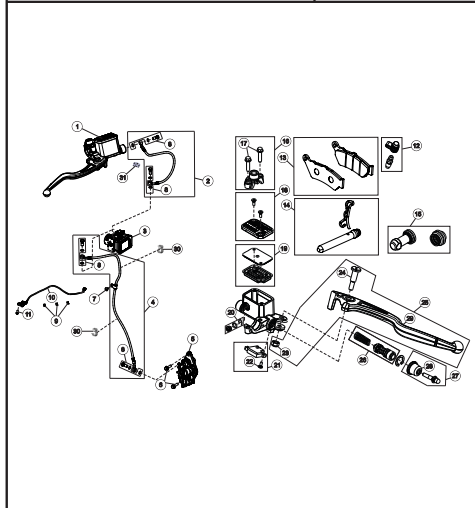
ANTI-LOCK BRAKING SYSTEM (ABS)	ASSY. NO.19
	PAGE NO.47



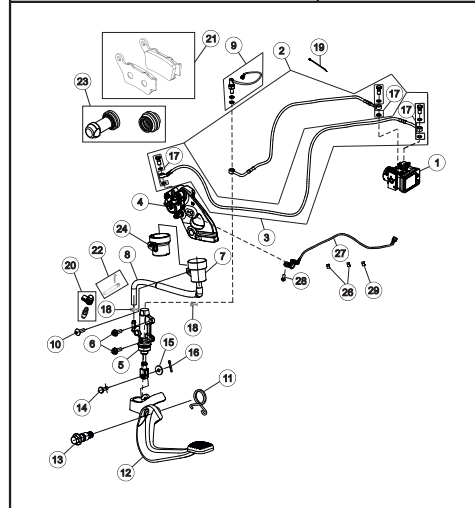
FOOTREST ASSEMBLY LH & RH	ASSY. NO.20
	PAGE NO.49



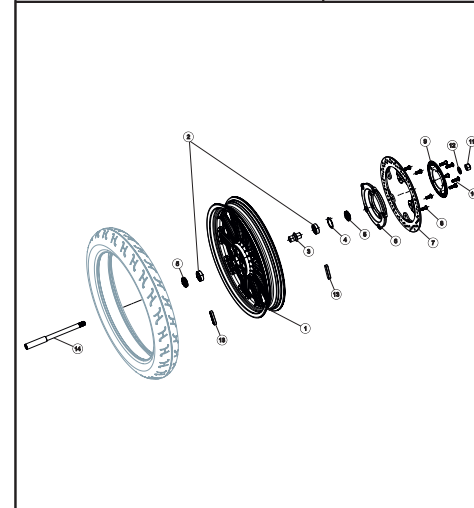
BRAKE SYSTEM FRONT	ASSY. NO.17
	PAGE NO.41-43



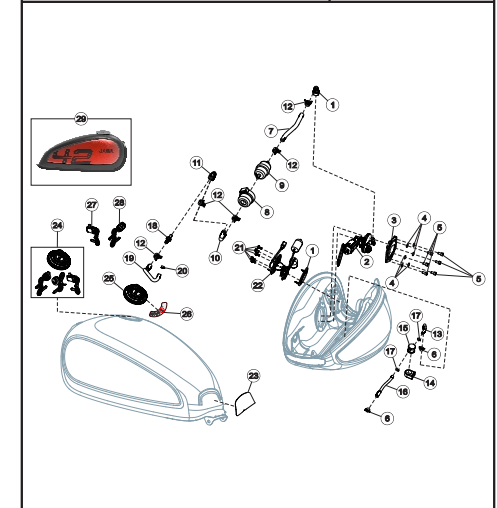
BRAKE SYSTEM REAR	ASSY. NO.18
	PAGE NO.45



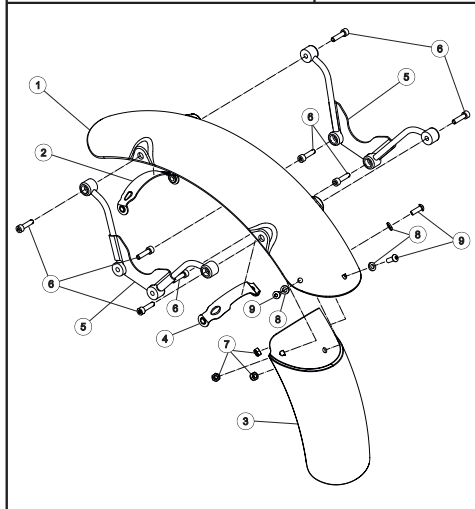
FRONT ALLOY WHEEL ASSEMBLY	ASSY. NO.21
	PAGE NO.51



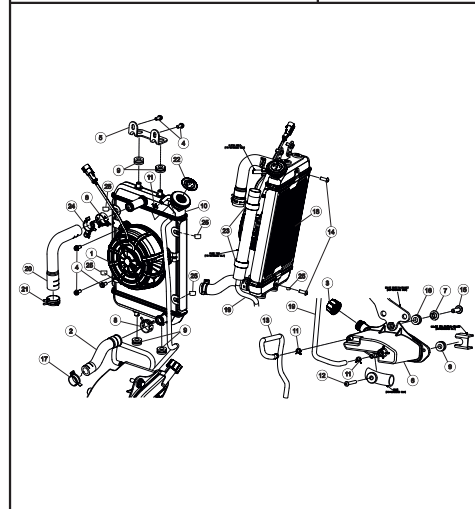
FUEL TANK ASSEMBLY	ASSY. NO.22
	PAGE NO.53



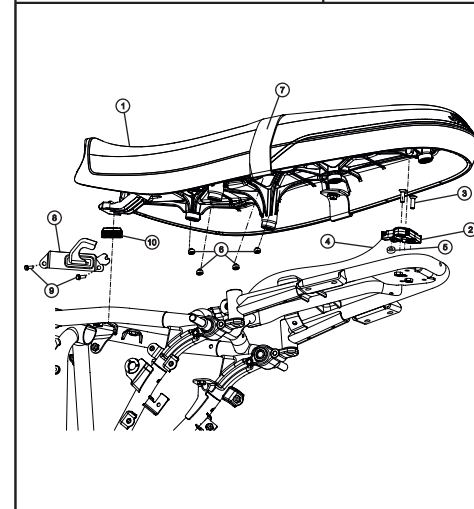
FRONT FENDER ASSEMBLY	ASSY. NO.23
	PAGE NO.55



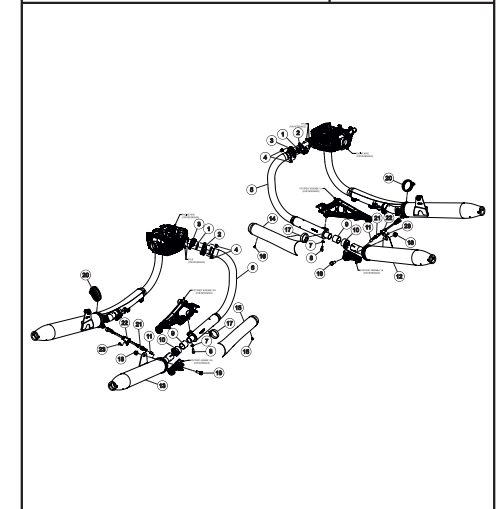
RADIATOR & COOLING SYSTEM	ASSY. NO.24
	PAGE NO.57



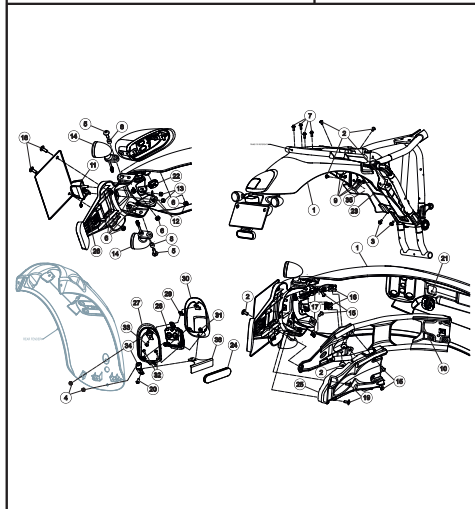
SEAT ASSEMBLY	ASSY. NO.27
	PAGE NO.65



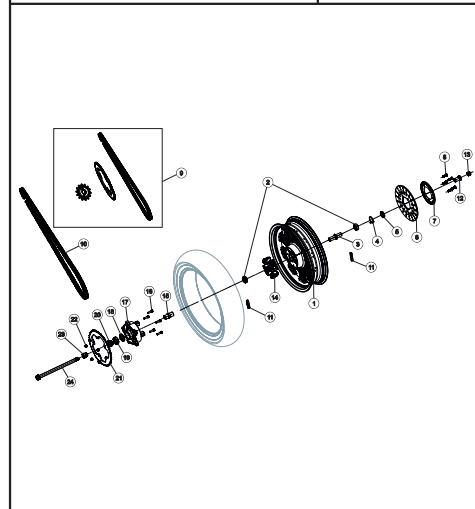
SILENCER ASSEMBLY	ASSY. NO.28
	PAGE NO.67



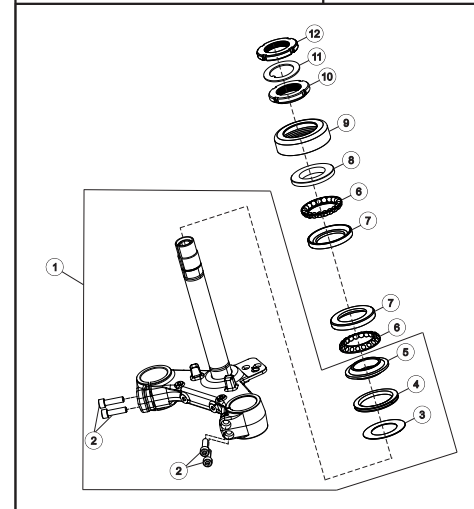
REAR FENDER ASSEMBLY	ASSY. NO.25
	PAGE NO.59-61



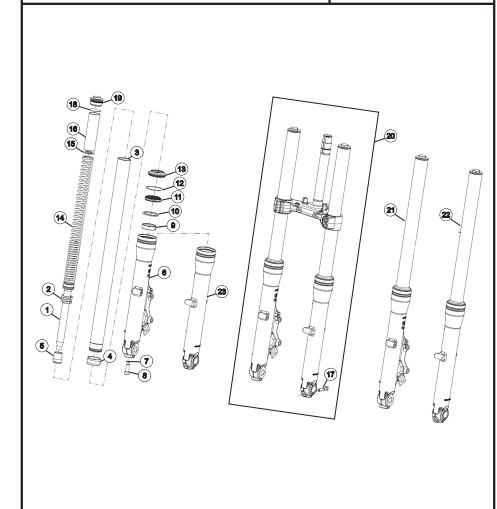
REAR ALLOY WHEEL ASSEMBLY	ASSY. NO.26
	PAGE NO.63



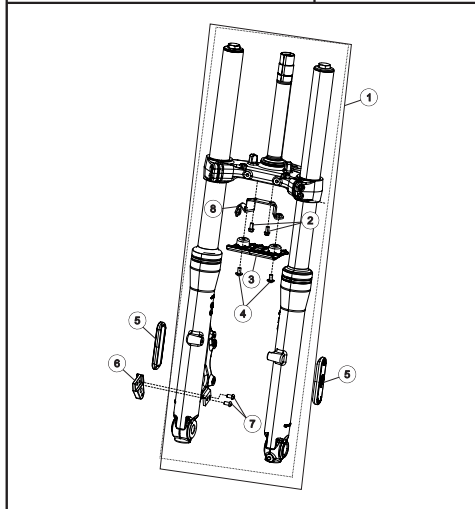
STEERING	ASSY. NO.29
	PAGE NO.69



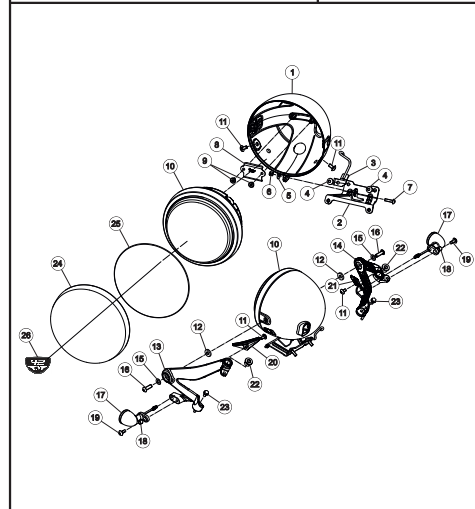
FRONT FORK ASSEMBLY	ASSY. NO.30
	PAGE NO.71



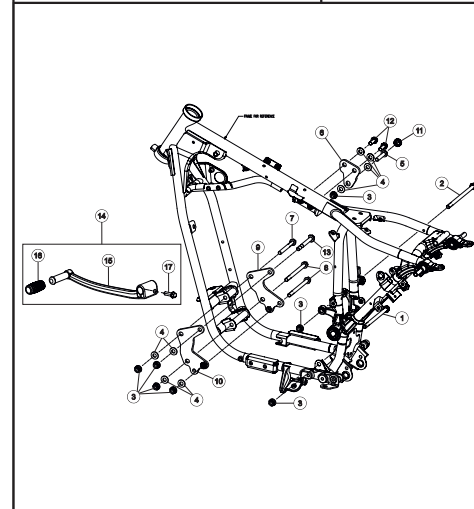
FRONT FORK MOUNTINGS	ASSY. NO.31
	PAGE NO.73



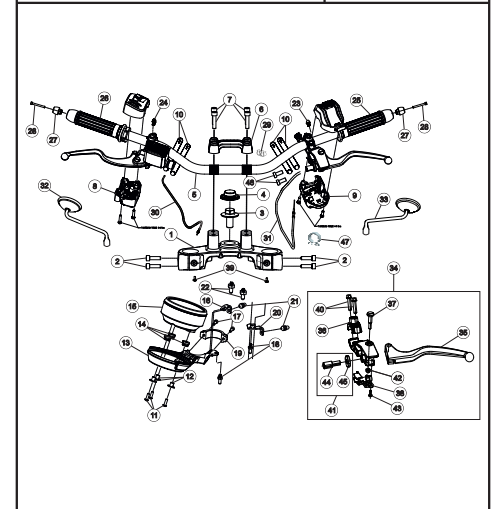
FAIRING ASSEMBLY	ASSY. NO.32
	PAGE NO.75



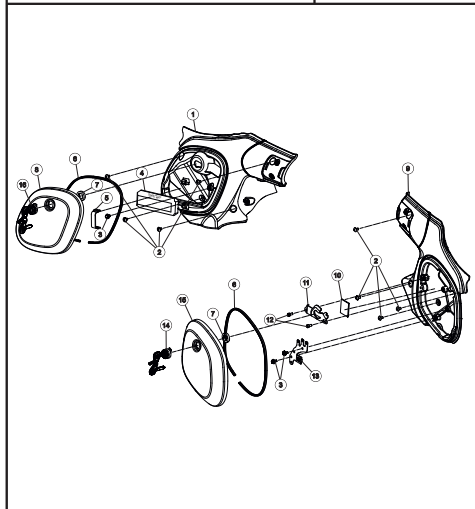
ENGINE MOUNTING SYSTEM	ASSY. NO.35
	PAGE NO.83



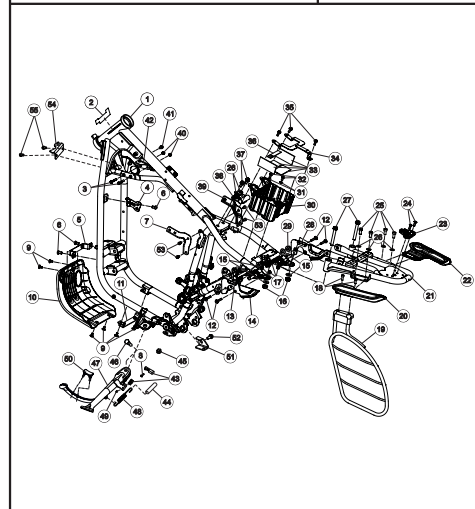
HANDLE BAR ASSEMBLY	ASSY. NO.36
	PAGE NO.85-87



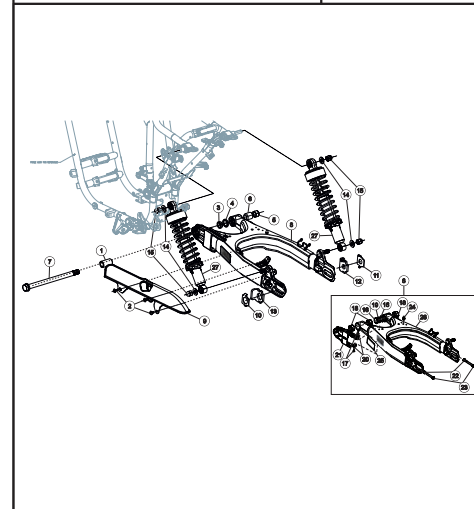
SIDE PANEL LH & RH ASSEMBLY	ASSY. NO.33
	PAGE NO.77



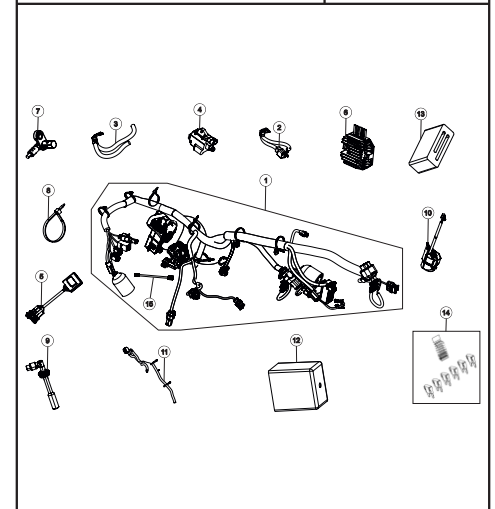
FRAME ASSEMBLY / FRAME & MOUNTINGS / SIDE STAND / GRAB HANDLES	ASSY. NO.34
	PAGE NO.79-81



SWING ARM ASSEMBLY AND REAR SHOCK ABSORBER	ASSY. NO.37
	PAGE NO.89



WIRING HARNESS & ELECTRICAL COMPONENTS	ASSY. NO.38
	PAGE NO.91



ELECTRONIC FUEL INJECTION (EFI) ASSEMBLY	ASSY. NO.39
	PAGE NO.93

DECALS	ASSY. NO.40
	PAGE NO. 95

	ASSY. NO.
	PAGE NO.

	ASSY. NO.
	PAGE NO.

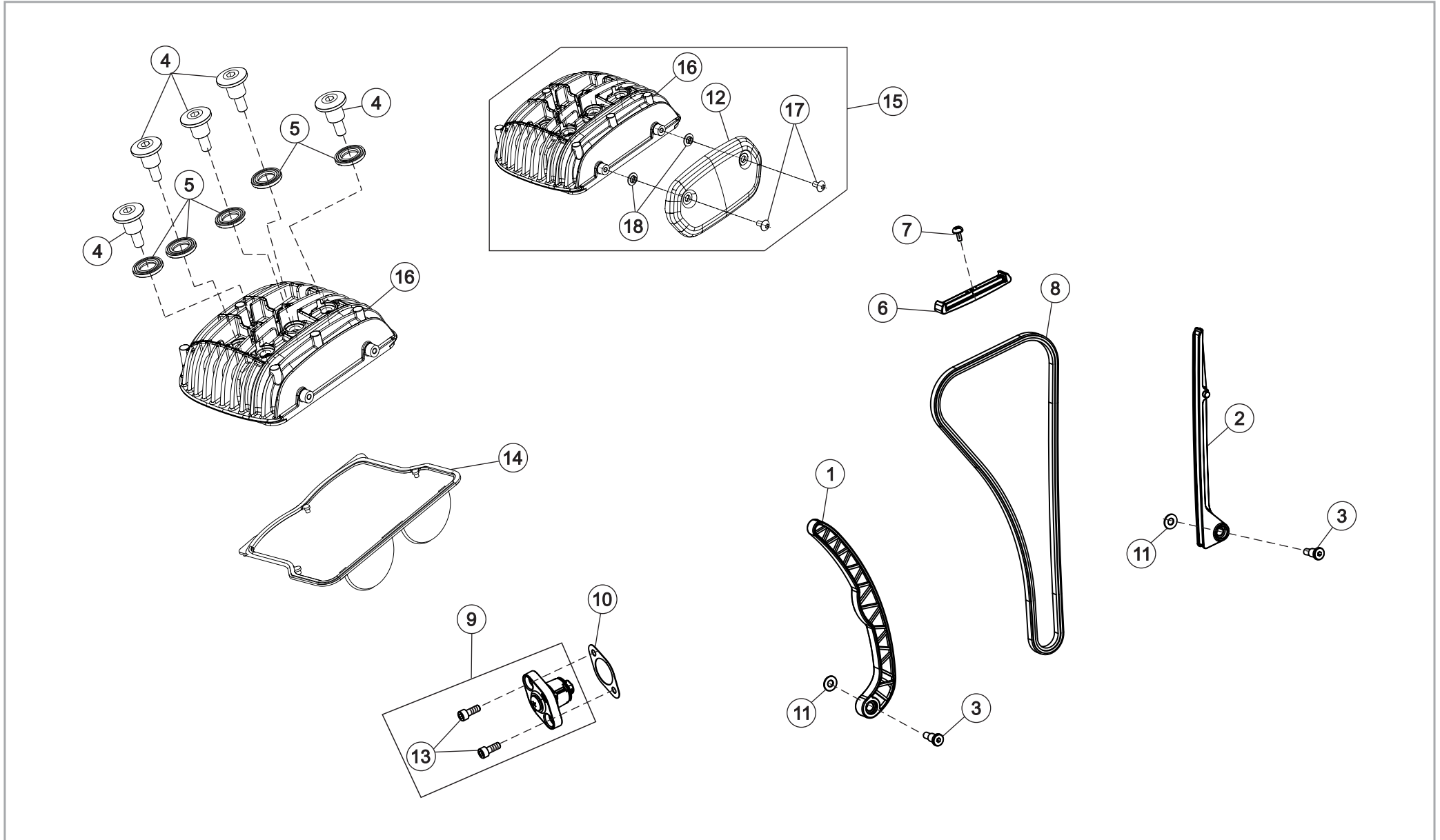
	ASSY. NO.
	PAGE NO.

	ASSY. NO.
	PAGE NO.

	ASSY. NO.
	PAGE NO.

	ASSY. NO.
	PAGE NO.

# 1 CAMCHAIN AND TENSIONER & CYLINDER HEAD COVER

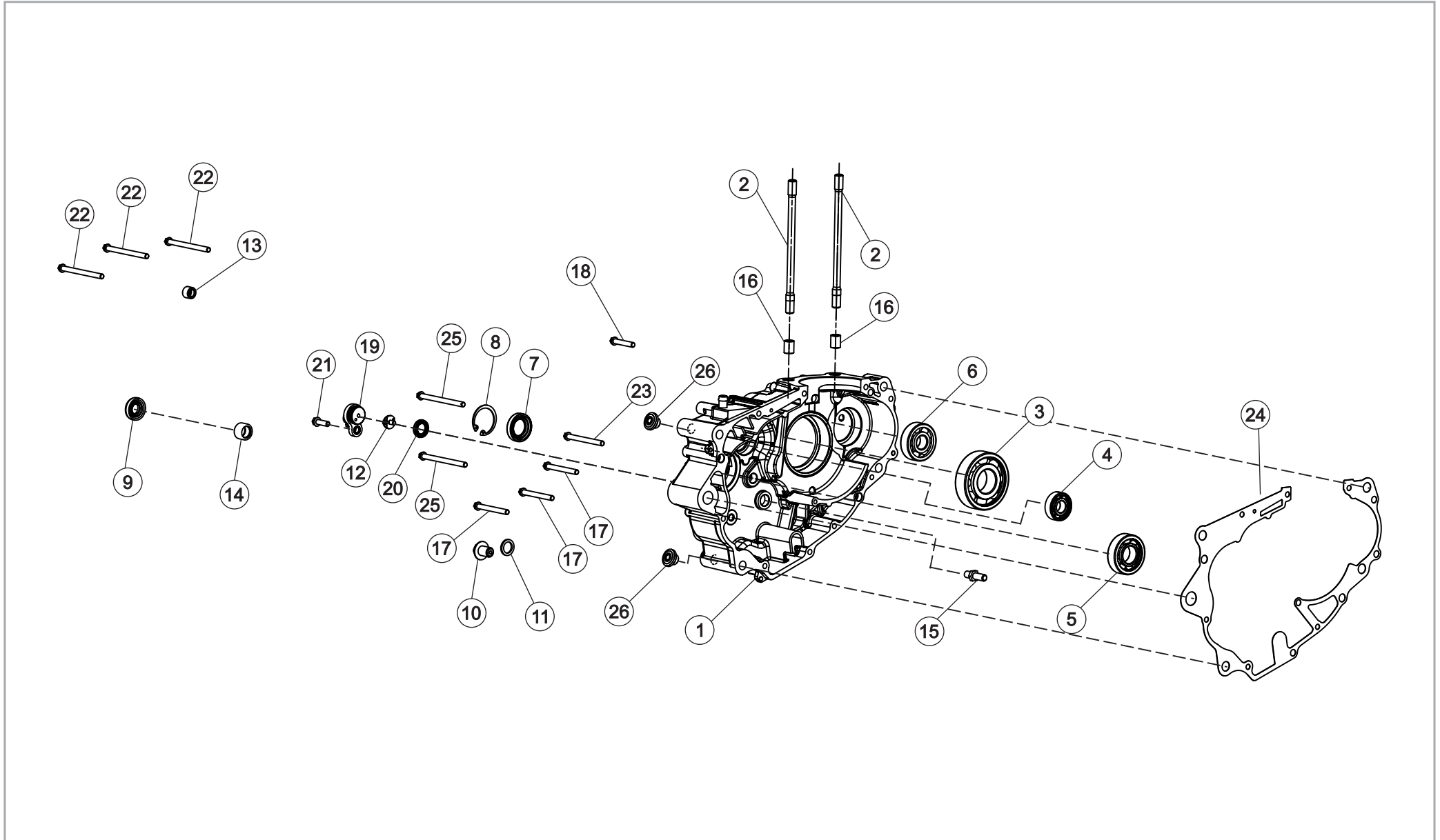


# 1 CAMCHAIN AND TENSIONER & CYLINDER HEAD COVER



SR. NO.	PART NUMBERS	PART DESCRIPTION	FRT	QTY	REMARKS
1	T0202CUF0340N	GUIDE CHAIN SLACK SIDE	5.4	1	
2	T0202AUF0450N	GUIDE CHAIN TIGHT SIDE	5.4	1	
3	T0202CUF0810N	GUIDE CHAIN PIVOT BOLT	0.9	2	
4	T02010VG0010N	CYL HEAD COVER SPECIAL BOLT	0.5	5	
5	T18010UF0050N	RUBBER WASHER	0.6	5	
6	T0208AUF0640N	GUIDE CHAIN (TOP) WITH INSERT	1.6	1	
7	93500-04010-OH	PAN HEAD SCREW (M4*10)	1.6	1	
8	T0208BUF0390N	TIMING CHAIN	1.9	1	
9	T0208EVE0020N	ASM TENSIONER AND MTG BOLTS KIT	0.8	1	
10	T0208EUF0660N	GASKET, TENSIONER	0.8	1	
11	T18010UF0150N	WASHER, STAR DRUM BOLT (Ø6.4*Ø15*1)	1.6	2	
12	T0202DVG0690E	COVER CYLINDER HEAD LOGO PLATE (NVH)_BLACK	0.3	1	
13	90001-M9Q-0000-IK	SHF FLANGE BOLT 6*22_BSVI	0.1	2	
14	T0209AVG0010N	GASKET/SEAL, COVER CYLINDER HEAD_7 LUGS	0.6	1	
15	T0202DVG1080N	ASM COVER CYLINDER HEAD_BLACK MAT RAVEN TEXTURE	0.5	1	
16	T0202DVG1030N	COVER CYLINDER HEAD_BLACK MAT RAVEN TEXTURE	0.5	1	
17	SF0212037	SCREW RDSKT M6X1X12X8.8 - BLACK (NVH)	0.2	2	
18	T18000KG0130N	COLLAR M6X3L (NVH)	0.2	2	

## 2 CRANKCASE LH

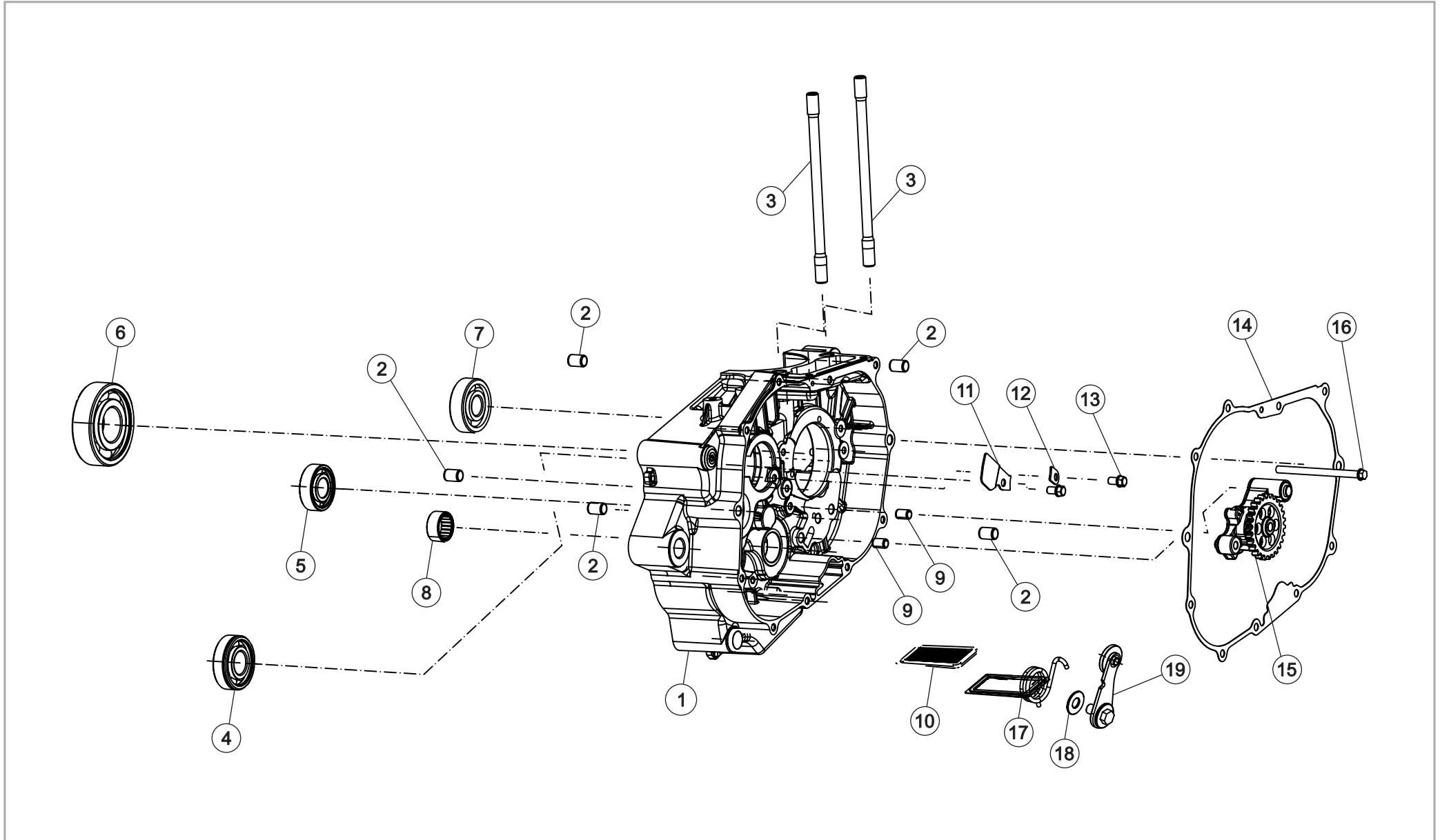


## 2 CRANKCASE LH



SR. NO.	PART NUMBERS	PART DESCRIPTION	FRT	QTY	REMARKS
1	T0202CVG0660E	CCLH WITH OIL PLUG & BREATHER PIPE_BLACK MAT RAVEN TEXTURE	8.2	1	
2	T0202CUF0760N	STUD - M10	3.3	2	
3	SP010103901	BEARING BALL CRANKSHAFT (DIA30*DIA72*19)	8.2	1	
4	T18050UF0130N	BEARING BALL INPUT (DIA15*DIA35*11)	8.2	1	
5	T18050UF0140N	BEARING BALL OUTPUT - ONE SIDE SEAL (DIA22*DIA50*14)	8.2	1	
6	T18050UF0320N	BEARING BALL BALANCER (6303.C3) (Ø17*Ø47*14)	8.2	1	
7	T18020UF0080N	OIL SEAL, OUTPUT SHAFT (DIA22*DIA34*7) FKM	0.6	1	
8	TSF0602039	INTERNAL CIRCLIP (Ø35*1.75)	0.6	1	
9	T18020UF0090N	OIL SEAL, LEVER SHIFT SHAFT (DIA14*DIA28*7) FKM	0.6	1	
10	T0202CUF2440N	BOLT, DRAIN MAGNETIC - M12X1.5	0.2	1	
11	MJ01700006100	WASHER -OIL DRAIN PLUG (DIA14.2*DIA20*2) (COMMON E01)	0.2	1	
12	T0217AUF0030N	SLIDING CONTACT NEUTRAL SWITCH	0.4	1	
13	T18050UF0160N	NEEDLE BRG STRATER INTERIM GEAR (DIA10*DIA14*10)	0.8	1	
14	T18050UF0310N	NEEDLE BRG (DIA14*DIA20*12) SHIFT SHAFT LH SIDE	8.2	1	
15	T0202CUF0780N	BOLT, SHIFTER STOPPER - M8X1.25	4.0	1	
16	T18070UF0030N	DOWEL PIN, HOLLOW DIA12*15	4.0	2	
17	SF0102647	BOLT HEX FL M6X1X60X8.8 (BLACK)	0.1	3	
18	SF0102644	BOLT HEX FL M6X1X35X8.8 (BLACK)	0.1	1	
19	T0217AVG0010N	CHANGE INDICATOR SWITCH WITH O RING	0.4	1	
20	T18020UF0100N	OIL SEAL, NEUTRAL SWITCH	0.6	1	
21	SF0202347	SCREW HEX FL M6X1X20X8.8 (BLACK)	0.2	1	
22	SF0102650	BOLT HEX FL M6X1X75X8.8	0.1	3	
23	SF0102648	BOLT HEX FL M6X1X65X8.8 (BLACK)	0.1	1	
24	T02090VG0030N	GASKET, CRANKCASE 334	8.2	1	
25	SF0102651	BOLT HEX FL M6X1X85X8.8 (BLACK)	0.1	2	
26	T0202DVG1090N	GAUGE INSPECTION COVER_BLACK MAT RAVEN TEXTURE	0.1	1	

# 3 CRANKCASE RH

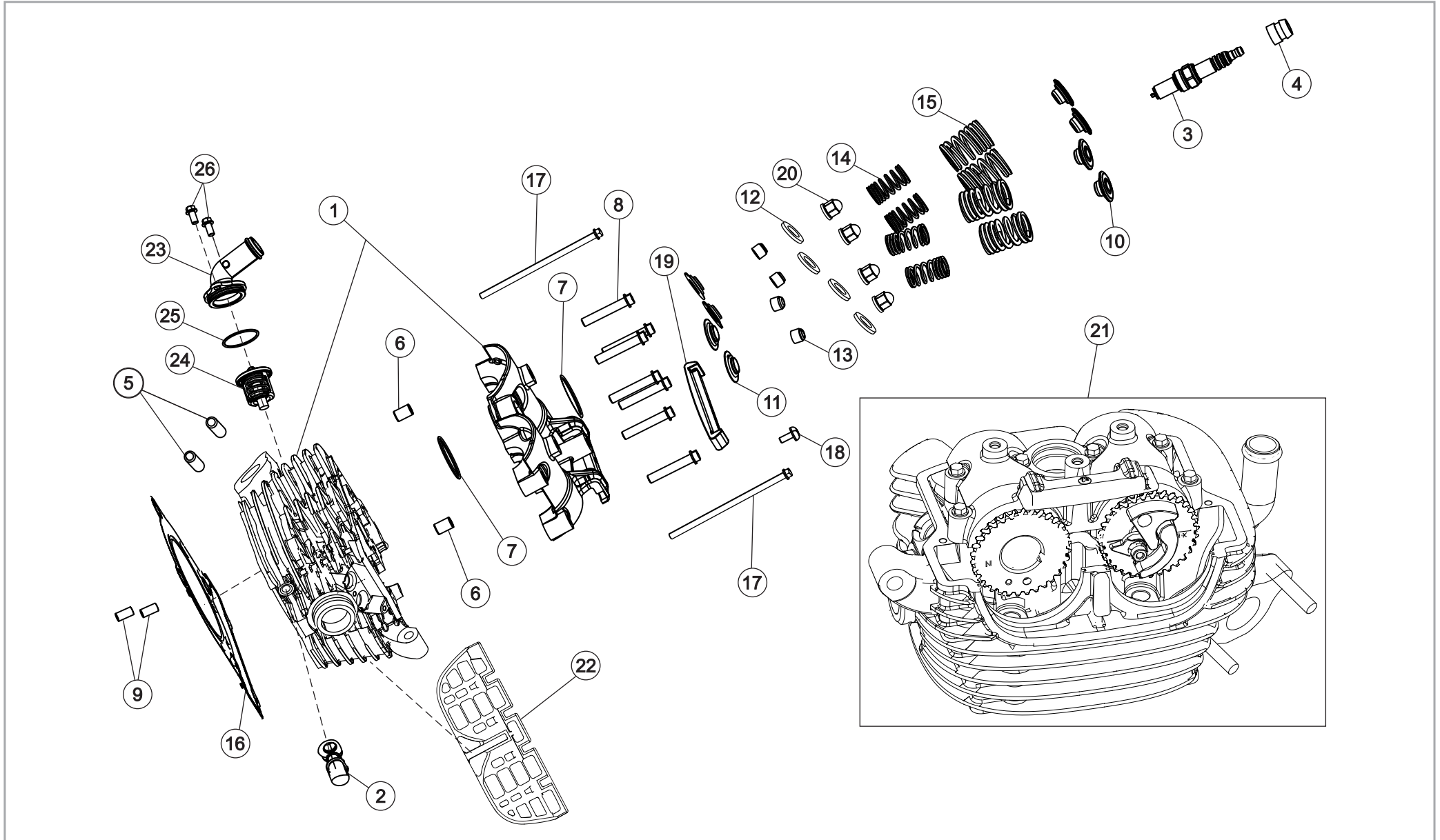


### 3 CRANKCASE RH



SR. NO.	PART NUMBERS	PART DESCRIPTION	FRT	QTY	REMARKS
1	T0202CVG0460N	CRANKCASE RH_BLACK MAT RAVEN TEXTURE	8.2	1	
2	MJ01760000600	DOWEL PIN, HOLLOW DIA10*14 (COMMON WITH E01)	8.2	5	
3	T0202CUF0760N	STUD - M10	3.3	2	
4	T0215DVG0560N	BEARING INPUT SHAFT (6204N.C3) (Ø20*Ø47*14) (VAVE)	8.2	1	
5	T0215DVG0550N	BEARING OUTPUT SHAFT (6203.C3) (Ø17*Ø40*12) (VAVE)	8.2	1	
6	SP010103901	BEARING BALL CRANKSHAFT (DIA30*DIA72*19)	8.2	1	
7	T18050UF0320N	BEARING BALL BALANCER (6303.C3) (Ø17*Ø47*14)	8.2	1	
8	T18050UF0190N	BEARING NEEDLE SKF HK2012 (DIA20*DIA26*12)	8.2	1	
9	MJ01760000500	DOWEL PIN, HOLLOW (Ø8*12)	1.4	2	
10	T0203BUF0150N	OIL STRAINER	0.6	1	
11	T0202CUF2430N	BREATHER HOLE COVER PLATE	1.4	1	
12	T0202CUF0510N	LOCK PLATE INPUT BEARING	1.4	1	
13	TSF0102281	FLANGE BOLT M6*10	1.4	2	
14	T0209DUF0210N	GASKET, COVER RH	0.7	1	
15	T0203AUF0160N	OIL PUMP COMPLETE - ADVIK	0.7	1	
16	SF0102651	BOLT HEX FL M6X1X85X8.8 (BLACK)	0.7	1	
17	T0202CUF0480N	DRUM LOCK SPRING	0.8	1	
18	T18010UF0150N	WASHER, STAR DRUM BOLT(Ø6.4*Ø15*1)	0.7	1	
19	T0215CUF0650N	ASSEMBLY STOPPER COMP GEAR SHIFT DRUM	0.7	1	

# 4 CYLINDER HEAD EXPLOSION

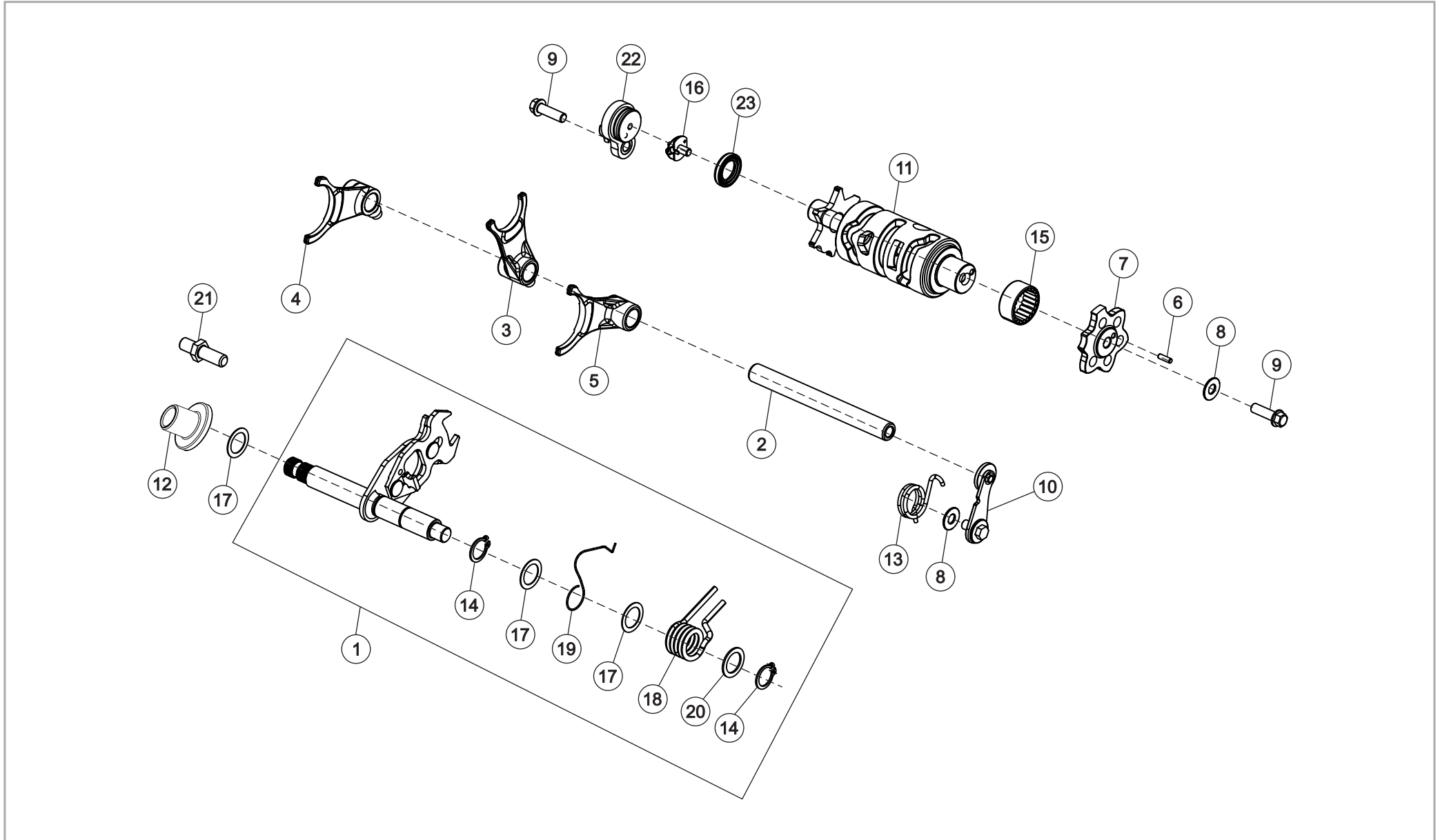


# 4 CYLINDER HEAD EXPLOSION



SR. NO.	PART NUMBERS	PART DESCRIPTION	FRT	QTY	REMARKS
1	T0202BVG0390N	SUB ASSY CYLINDER HEAD & CAMSHAFT HOLDER_BLACK MAT RAVEN TEXTURE	5.2	1	
2	T1502HUF0060N	WATER SENSOR	0.3	1	
3	T1502DVG0010N	SPARK PLUG (FM) (VAVE)	0.5	1	
4	T02010UF0020N	GROMMET, SPARK PLUG	0.5	1	
5	T0202BVG0040N	STUD MUFFLER (M8X48)_BSVI	2.4	4	
6	MJ01760000500	DOWEL PIN, HOLLOW (Ø8*12)	0.6	2	
7	T18040UF0090N	O-RING, CAMSHAFT HOLDER	0.5	2	
8	SF0102644	BOLT HEX FL M6X1X35X8.8 (BLACK)	0.6	7	
9	T0202AUF0820N	DOWEL PIN, SOLID (Ø6X14)	4.2	2	
10	T0202BUF0420N	UPPER VALVE SPRING RETAINER	4.6	4	
11	T0202BUF0410N	LOWER VALVE SPRING RETAINER	4.6	4	
12	T0202BUF1660N	HEAD NUT WASHER CYLINDER HEAD (Ø10.2*Ø18*2)	1.1	4	
13	T0208BUF0510N	VALVE STEM SEAL	4.6	4	
14	T0202BVG0240N	INNER VALVE SPRING(C334)	4.6	4	
15	T0202BVG0250N	OUTER VALVE SPRING(C334)	4.6	4	
16	T02090VG0020N	GASKET, CYLINDER HEAD C334	4.2	1	
17	TSF0102293	BOLT, HEX FLANGE SH - M6X130 (HEAD MOUNT)	3.2	2	
18	93500-04010-OH	PAN HEAD SCREW (M4*10)	0.5	1	
19	T0208AUF0640N	GUIDE CHAIN (TOP) WITH INSERT	0.5	1	
20	T0202BUF2140N	HEAD NUT CAP TYPE	1.1	4	
21	T0202BVG0360N	ASM CYLINDER HEAD_BLACK MAT RAVEN TEXTURE	1.0	1	
22	T0209AVE0020N	RUBBER GROMMET CYLINDER HEAD	0.6	1	
23	T04000VG0010N	COVER THERMOSTAT_BLACK MAT RAVEN TEXTURE	0.4	1	
24	T0401EVE0030N	THERMOSTAT VALVE TWO WAY	0.4	1	
25	T0209BVE0020N	O RING THERMOSTAT 1.78X33.05	0.4	1	
26	SF0202346	SCREW HEX FL M6X1X12X8.8 (BLACK)	0.2	2	

# 5 DRUM ASM & SHIFT SHAFT MECH CAMBINE

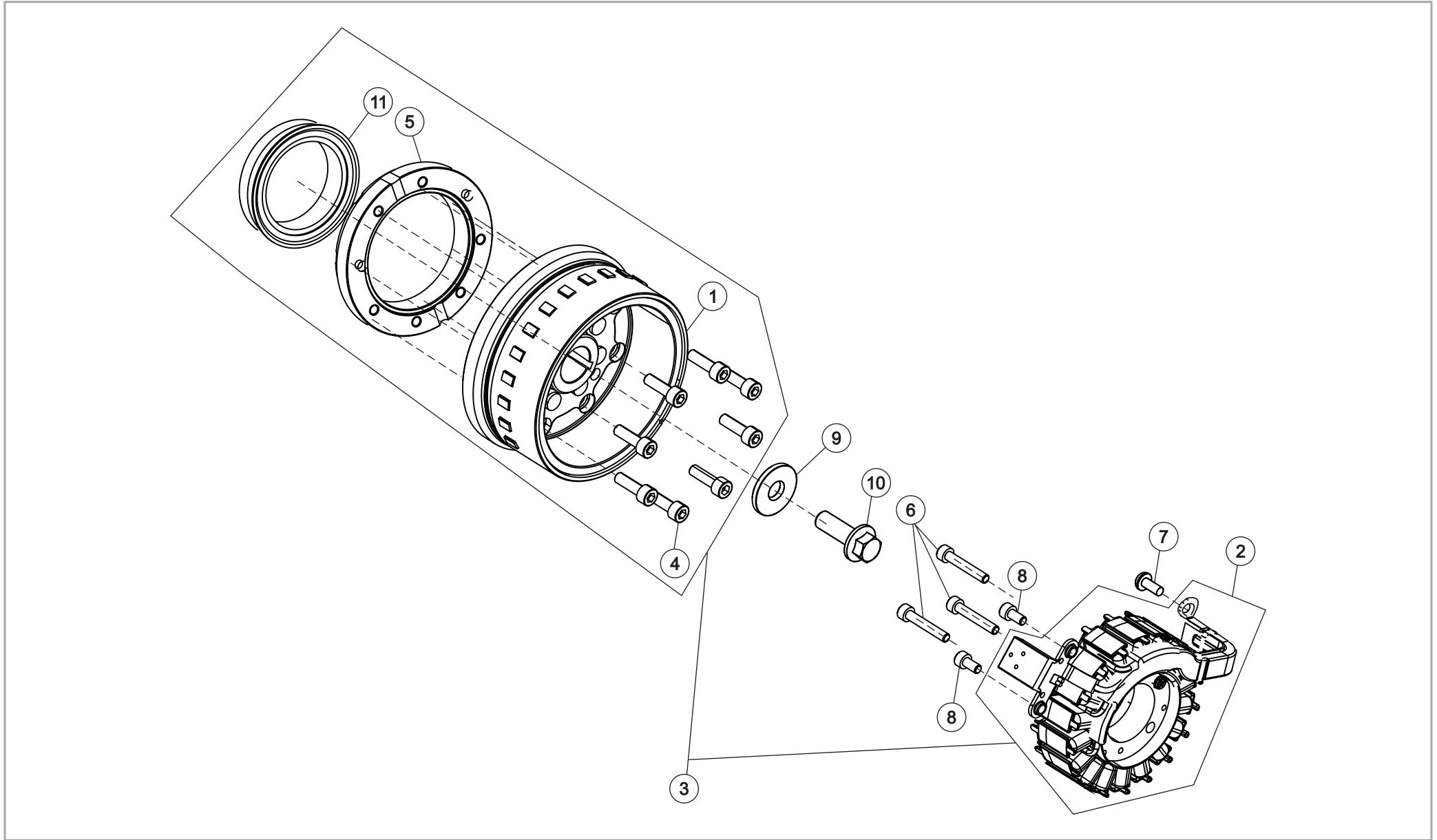


# 5 DRUM ASM & SHIFT SHAFT MECH CAMBINE



SR. NO.	PART NUMBERS	PART DESCRIPTION	FRT	QTY	REMARKS
1	T0215CUF0580N	LEVER COMPLETE GEAR SHIFT WITH TORSION SPRING	8.2	1	
2	T0215CUF0430N	SHAFT, FORK GEAR SHIFT	8.2	1	
3	T0215CVG0020N	FORK, GEAR SHIFT INPUT	8.2	1	
4	T0215CVG0030N	FORK GEAR SHIFT OUTPUT LEFT	8.2	1	
5	T0215CVG0040N	FORK GEAR SHIFT OUTPUT RIGHT	8.2	1	
6	T0215CUF0400N	PIN STAR DRUM	0.8	1	
7	T0215CVG0080N	STAR DRUM	0.8	1	
8	T18010UF0150N	WASHER, STAR DRUM BOLT( $\varnothing 6.4 * \varnothing 15 * 1$ )	0.7	1	
9	SP0906029	BOLT, HEX FLANGE SH - M6X20	0.7	2	
10	T0215CUF0650N	ASSEMBLY STOPPER COMP GEAR SHIFT DRUM	0.7	1	
11	T0215CVG0050N	ASSEMBLY DRUM SHIFT	8.2	1	
12	T02200KE0010N	CHAIN SLIDER BUSH	0.3	1	
13	T0202CUF0480N	DRUMLOCK SPRING	0.7	1	
14	T0215CUF0350N	CIRCLIP, $\varnothing 12 * \varnothing 20 * 0.5$	8.2	2	
15	T18050UF0190N	BEARING NEEDLE SKF	8.2	1	
16	T0217AUF0030N	SLIDING CONTACT NEUTRAL SWITCH	8.2	1	
17	T18010UF0120N	WASHER, SHIFT SHAFT ( $\varnothing 14 * \varnothing 20 * 0.5$ )	8.2	3	
18	T0215CUF0340N	SLECTOR TORSION SPRING	8.2	1	
19	T0215CUF0570N	TORSION SPRING	8.2	1	
20	T18010UF1000N	WASHER, SHIFT SHAFT ( $\varnothing 14 * \varnothing 20 * 1$ )	8.2	1	
21	T0202CUF0780N	BOLT, SHIFTER STOPPER - M8X1.25	4.0	1	
22	T0217AVG0010N	NEUTRAL SWITCH WITH O RING	0.2	1	
23	T18020UF0100N	OIL SEAL, NEUTRAL SWITCH	8.2	1	

# 6 MAGNETO ASSEMBLY

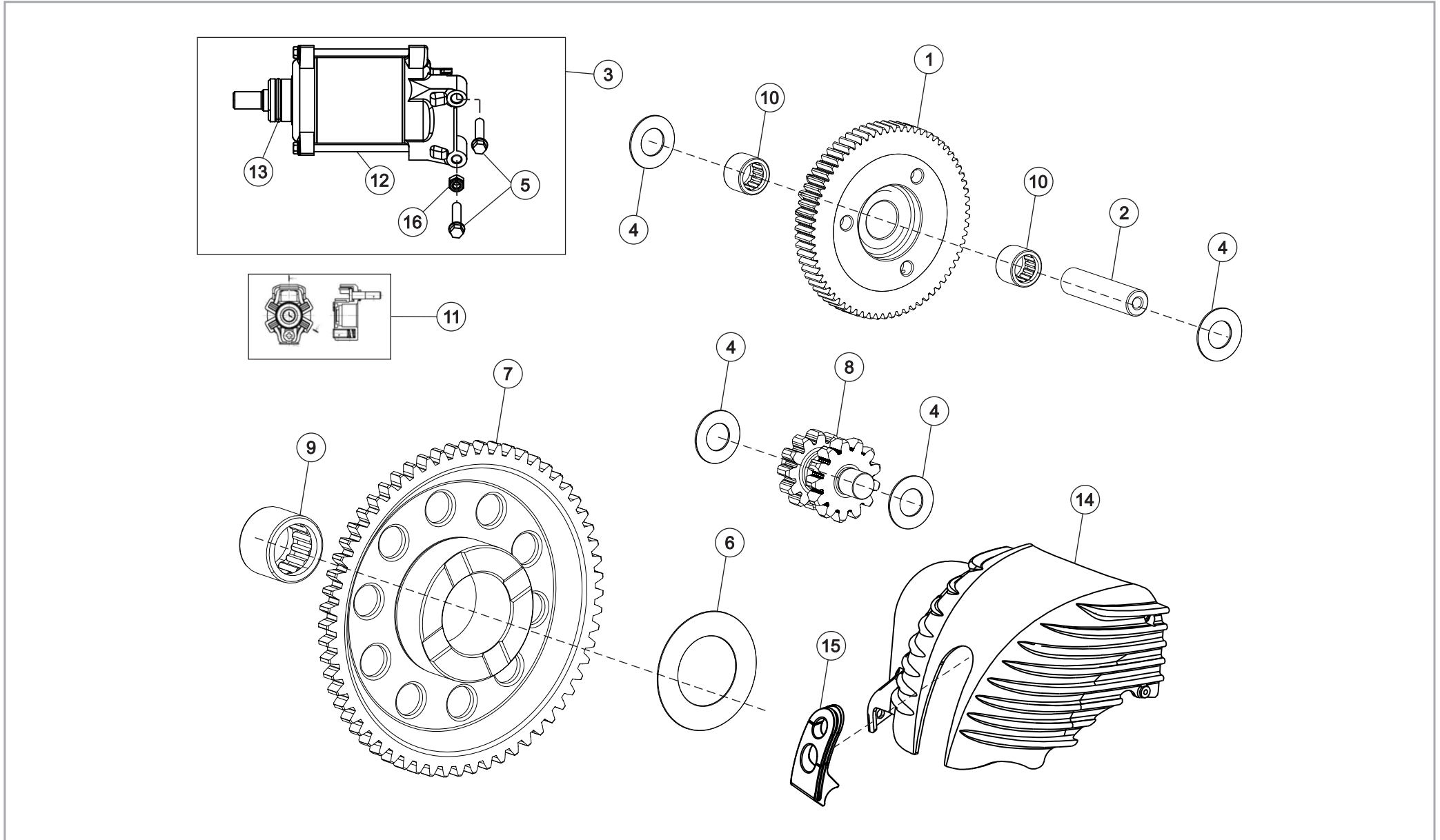


# 6 MAGNETO ASSEMBLY



SR. NO.	PART NUMBERS	PART DESCRIPTION	FRT	QTY	REMARKS
1	T1502AVG0040N	ROTOR ASSEMBLY (HIGHER INERTIA) (WITH GI) (NVH)	0.5	1	
2	T1502AVG0060N	STATOR ASSEMBLY (HIGHER INERTIA) (WITH GI) (NVH)	0.7	1	
3	T1502AVG0070N	MAGNETO ASSEMBLY (HIGHER INERTIA) (WITH GI)(NVH)	0.6	1	
4	TSF0224076	BOLT, SOCKET HEAD_M6X1X20	0.6	8	
5	T1502AUF0190N	FLANGE ONE WAY CLUTCH	0.6	1	
6	TSF0224075	BOLT, HEX SOCKET HEAD - M5X30 (STATOR MOUNT)	0.5	3	
7	SP0805020	PAN HEAD SCREW - M5X12	0.5	1	
8	TSF0224077	BOLT, HEX SOCKET HEAD - M5*10	0.7	2	
9	T0202DVG0810N	STEP BUSH (H I MAGNETO) (NVH)	0.5	1	
10	T1502AVG0050N	BOLT SPECIAL, MAGNETO (M10X1.25) (WITH INTEGRAL WASHER) (NVH)	0.5	1	
11	T1502AUF0120N	ONE WAY CLUTCH COMPONENT	0.5	1	

# 7 STARTING SYSTEM & STARTER MOTOR

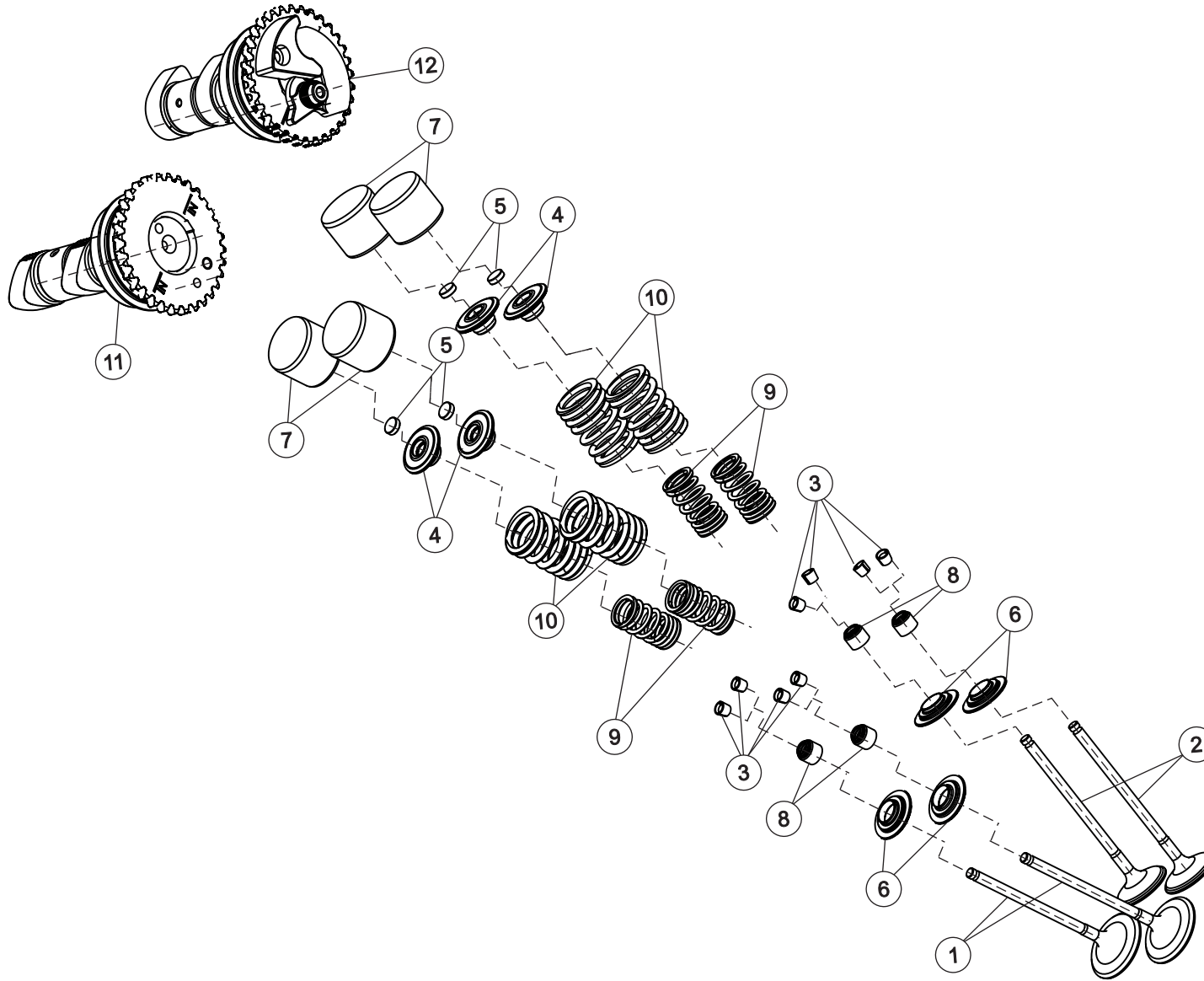


# 7 STARTING SYSTEM & STARTER MOTOR



SR. NO.	PART NUMBERS	PART DESCRIPTION	FRT	QTY	REMARKS
1	T0205BVG0050N	ASSEMBLY, SLIPPER CLUTCH	0.1	1	
2	T0205BUF0350N	SHAFT, STARTER COUNTER	0.1	1	
3	T1503BUF0060N	ASSEMBLY, STARTER MOTOR	0.5	1	
4	T18010UF0920N	WASHER_10.3*20*0.8 (STRATER INTRM GEAR)	0.1	4	
5	TSF0102296	BOLT, HEX FLANGE SH - M6X30 (STARTER MOTOR COUNT)	0.1	2	
6	T18010UF0940N	WASHER ONE WAY CLUTCH	0.3	1	
7	T0205BUF0310N	GEAR, STARTER OWC	0.3	1	
8	T0205BVG0010N	GEAR, INTERIM STARTER COUNTER (VAVE)	0.2	1	
9	T18050UF0260N	NEEDLE ROLLER BEARING (Ø26XØ31X24) - SINGLE ROW	0.5	1	
10	T18050UF0160N	NEEDLE BRG STARTER INTERIM GEAR (DIA10*DIA14*10)	0.6	2	
11	T1501BKE0010E	BRUSH HOLDER SET	0.8	1	
12	T1501BKE0020E	SQUARE RING	0.4	2	
13	T1503BKE0030E	O RING	0.4	1	
14	T0202DVG1020N	COVER STARTER MOTOR_BLACK MAT RAVEN TEXTURE	0.4	1	
15	T0209CVE0010N	RUBBER GROMMET STARTER MOTOR COVER	0.4	1	
16	TSF0318007	M6 NYLOC NUT (BLACK)	0.1	1	

# 8 VALVE TRAIN AND CAM SHAFT

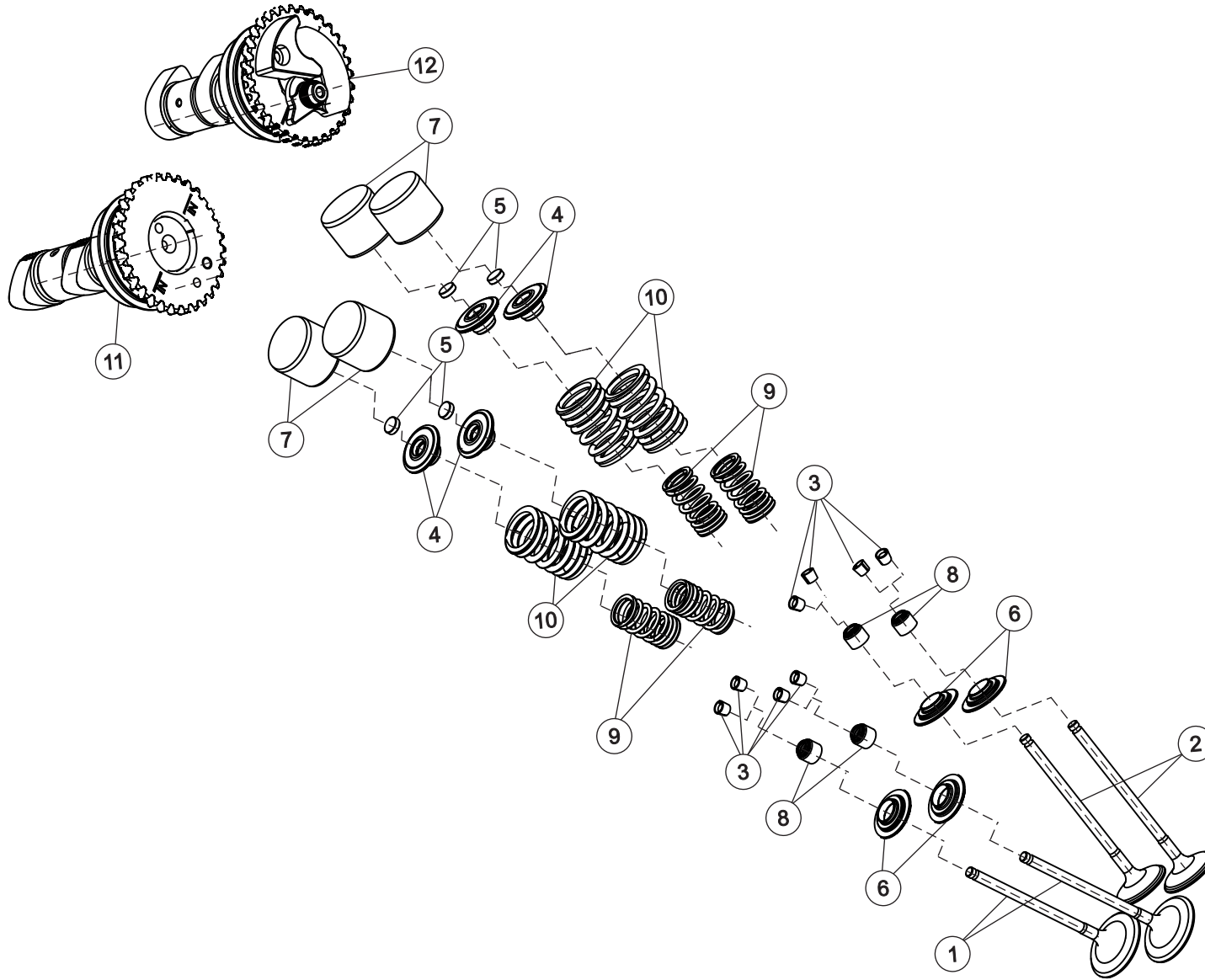


# 8 VALVE TRAIN AND CAM SHAFT



SR. NO.	PART NUMBERS	PART DESCRIPTION	FRT	QTY	REMARKS
1	T0208DUF0430N	VALVE, INTAKE	4.6	2	
2	T0208DVG0010N	VALVE, EXHAUST	4.6	2	
3	T0208BUF0490N	COTTER	4.6	8	
4	T0202BUF0420N	UPPER VALVE SPRING RETAINER	4.6	4	
5	T0208BUF0480N	SHIM KIT	1.5	1	
5	T0208EUF0670N	SHIM 2.000-2.020	1.5	4	
5	T0201AUF0340N	SHIM 2.021-2.040	1.5	4	
5	T0208EUF0680N	SHIM 2.041-2.060	1.5	4	
5	T0201AUF0350N	SHIM 2.061-2.080	1.5	4	
5	T0208EUF0690N	SHIM 2.081-2.100	1.5	4	
5	T0201AUF0360N	SHIM 2.101-2.120	1.5	4	
5	T0208EUF0700N	SHIM 2.121-2.140	1.5	4	
5	T0201AUF0370N	SHIM 2.141-2.160	1.5	4	
5	T0208EUF0710N	SHIM 2.161-2.180	1.5	4	
5	T0201AUF0380N	SHIM 2.181-2.200	1.5	4	
5	T0208EUF0720N	SHIM 2.201-2.220	1.5	4	
5	T0201AUF0390N	SHIM 2.221-2.240	1.5	4	
5	T0208EUF0730N	SHIM 2.241-2.260	1.5	4	
5	T0201AUF0400N	SHIM 2.261-2.280	1.5	4	
5	T0208EUF0740N	SHIM 2.281-2.300	1.5	4	
5	T0201AUF0410N	SHIM 2.301-2.320	1.5	4	
5	T0208EUF0750N	SHIM 2.321-2.340	1.5	4	
5	T0201AUF0420N	SHIM 2.341-2.360	1.5	4	
5	T0208EUF0760N	SHIM 2.361-2.380	1.5	4	
5	T0201AUF0430N	SHIM 2.381-2.400	1.5	4	
5	T0208EUF0770N	SHIM 2.401-2.420	1.5	4	
5	T0201AUF0440N	SHIM 2.421-2.440	1.5	4	
5	T0208EUF0780N	SHIM 2.441-2.460	1.5	4	
5	T0201AUF0450N	SHIM 2.461-2.480	1.5	4	
5	T0208EUF0790N	SHIM 2.481-2.500	1.5	4	

# 8 VALVE TRAIN AND CAM SHAFT

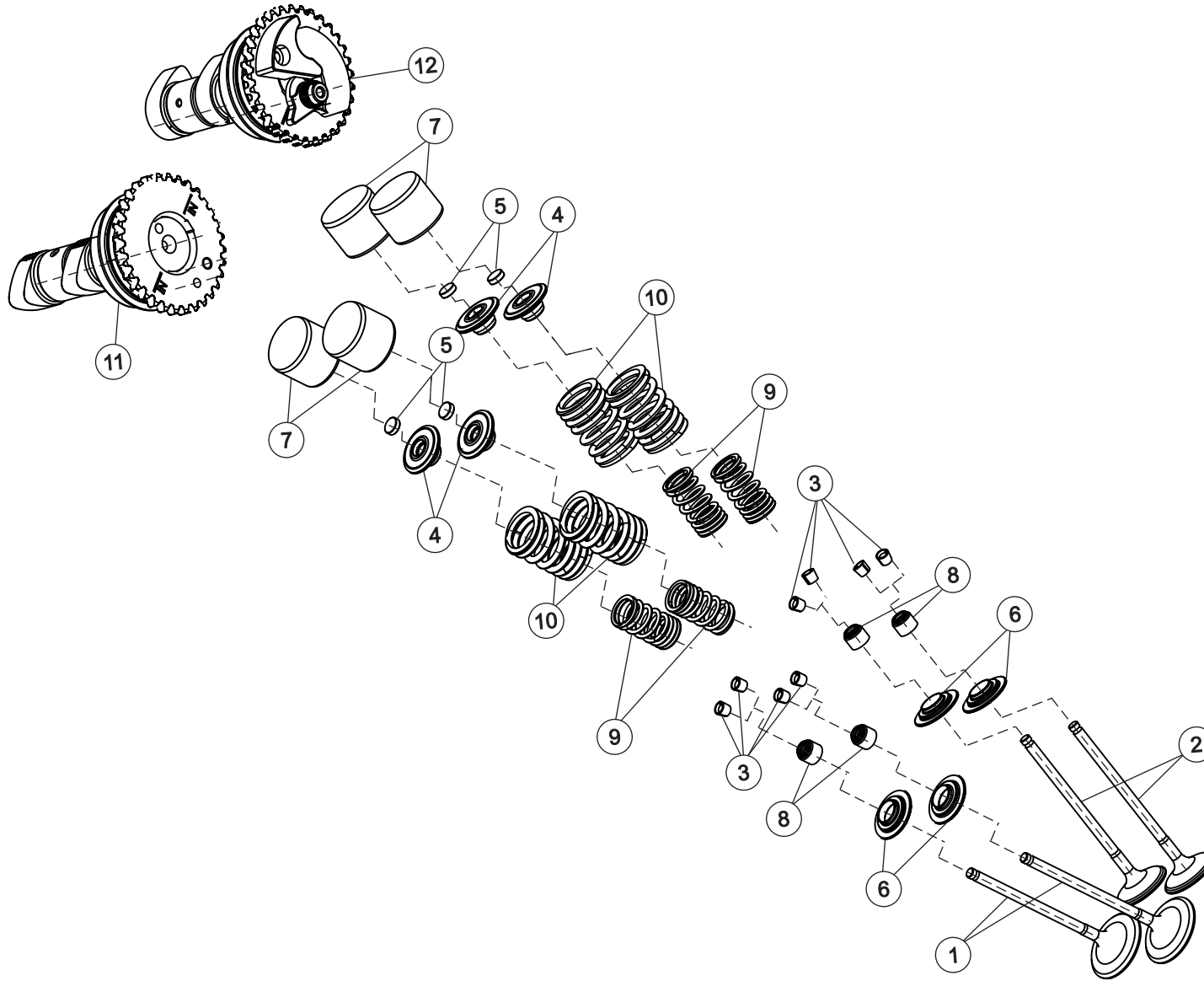


# 8 VALVE TRAIN AND CAM SHAFT



SR. NO.	PART NUMBERS	PART DESCRIPTION	FRT	QTY	REMARKS
5	T0201AUF0460N	SHIM 2.501-2.520	1.5	4	
5	T0208EUF0800N	SHIM 2.521-2.540	1.5	4	
5	T0201AUF0470N	SHIM 2.541-2.560	1.5	4	
5	T0208EUF0810N	SHIM 2.561-2.580	1.5	4	
5	T0201AUF0480N	SHIM 2.581-2.600	1.5	4	
5	T0208EUF0820N	SHIM 2.601-2.620	1.5	4	
5	T0201AUF0490N	SHIM 2.621-2.640	1.5	4	
5	T0208EUF0830N	SHIM 2.641-2.660	1.5	4	
5	T0201AUF0500N	SHIM 2.661-2.680	1.5	4	
5	T0208EUF0840N	SHIM 2.681-2.700	1.5	4	
5	T0201AUF0510N	SHIM 2.701-2.720	1.5	4	
5	T0201AUF0520N	SHIM 2.721-2.740	1.5	4	
5	T0201AUF0530N	SHIM 2.741-2.760	1.5	4	
5	T0201AUF0640N	SHIM 2.761-2.780	1.5	4	
5	T0201AUF0540N	SHIM 2.781-2.800	1.5	4	
5	T0201AUF0550N	SHIM 2.801-2.820	1.5	4	
5	T0201AUF0560N	SHIM 2.821-2.840	1.5	4	
5	T0201AUF0570N	SHIM 2.841-2.860	1.5	4	
5	T0201AUF0580N	SHIM 2.861-2.880	1.5	4	
5	T0201AUF0590N	SHIM 2.881-2.900	1.5	4	
5	T0201AUF0600N	SHIM 2.901-2.920	1.5	4	
5	T0202AUF2110N	SHIM 2.921-2.940	1.5	4	
5	T0201AUF0610N	SHIM 2.941-2.960	1.5	4	
5	T0201AUF0620N	SHIM 2.961-2.980	1.5	4	
5	T0201AUF0630N	SHIM 2.981-3.000	1.5	4	
6	T0202BUF0410N	LOWER VALVE SPRING RETAINER	4.6	4	
7	T0208BUF0500N	TAPPET	1.2	4	
8	T0208BUF0510N	VALVE STEM SEAL	4.6	4	
9	T0202BVG0240N	INNER VALVE SPRING(C334)	4.6	4	
10	T0202BVG0250N	OUTER VALVE SPRING(C334)	4.6	4	

# 8 VALVE TRAIN AND CAM SHAFT

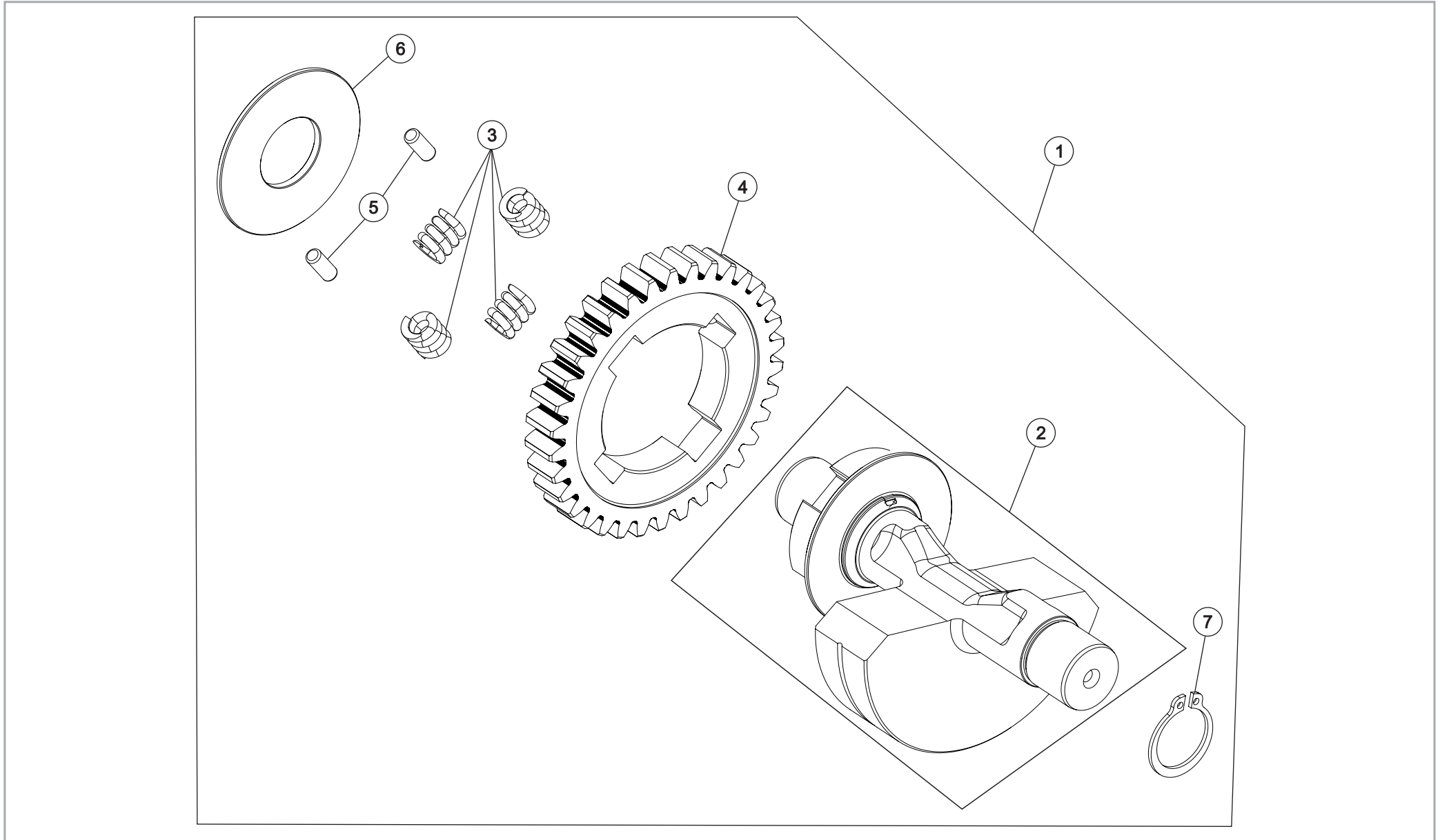


# 8 VALVE TRAIN AND CAM SHAFT



SR. NO.	PART NUMBERS	PART DESCRIPTION	FRT	QTY	REMARKS
11	T0208AVG0120N	ASSEMBLY, CAMSHAFT INTAKE	1.1	1	
12	T0208AVG0130N	ASSEMBLY, CAMSHAFT EXHAUST	1.1	1	

# 9 BALANCER SHAFT ASSEMBLY

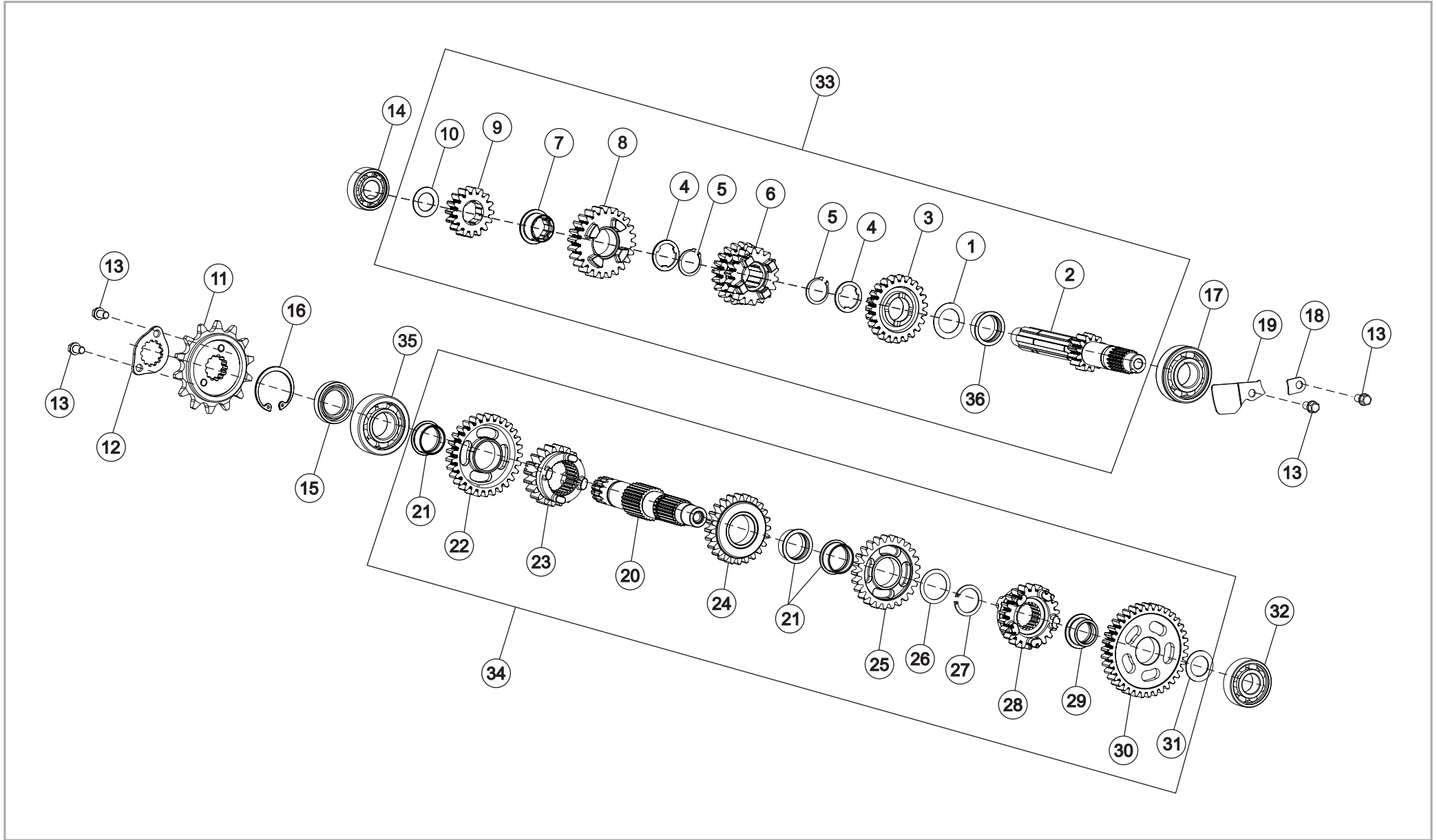


# 9 BALANCER SHAFT ASSEMBLY



SR. NO.	PART NUMBERS	PART DESCRIPTION	FRT	QTY	REMARKS
1	T0204EVG0110N	ASSEMBLY BALANCER SHAFT COMPLETE	8.2	1	
2	T0204EVG0120N	KIT BALANCER SHAFT	8.2	1	
3	T0204EVG0070N	BALANCER GEAR SPRING	8.2	4	
4	T0204EVG0050N	BALANCER DRIVEN GEAR FOUR SLOT	8.2	1	
5	T0204EVG0080N	ROLLER PIN DIA 3.9X2	8.2	2	
6	T0204EVG0100N	WASHER 2 BALANCER SHAFT	8.2	1	
7	T0204EUF0120N	CIRCLIP A17X1	8.2	1	

# 10 TRANSMISSION SYSTEM

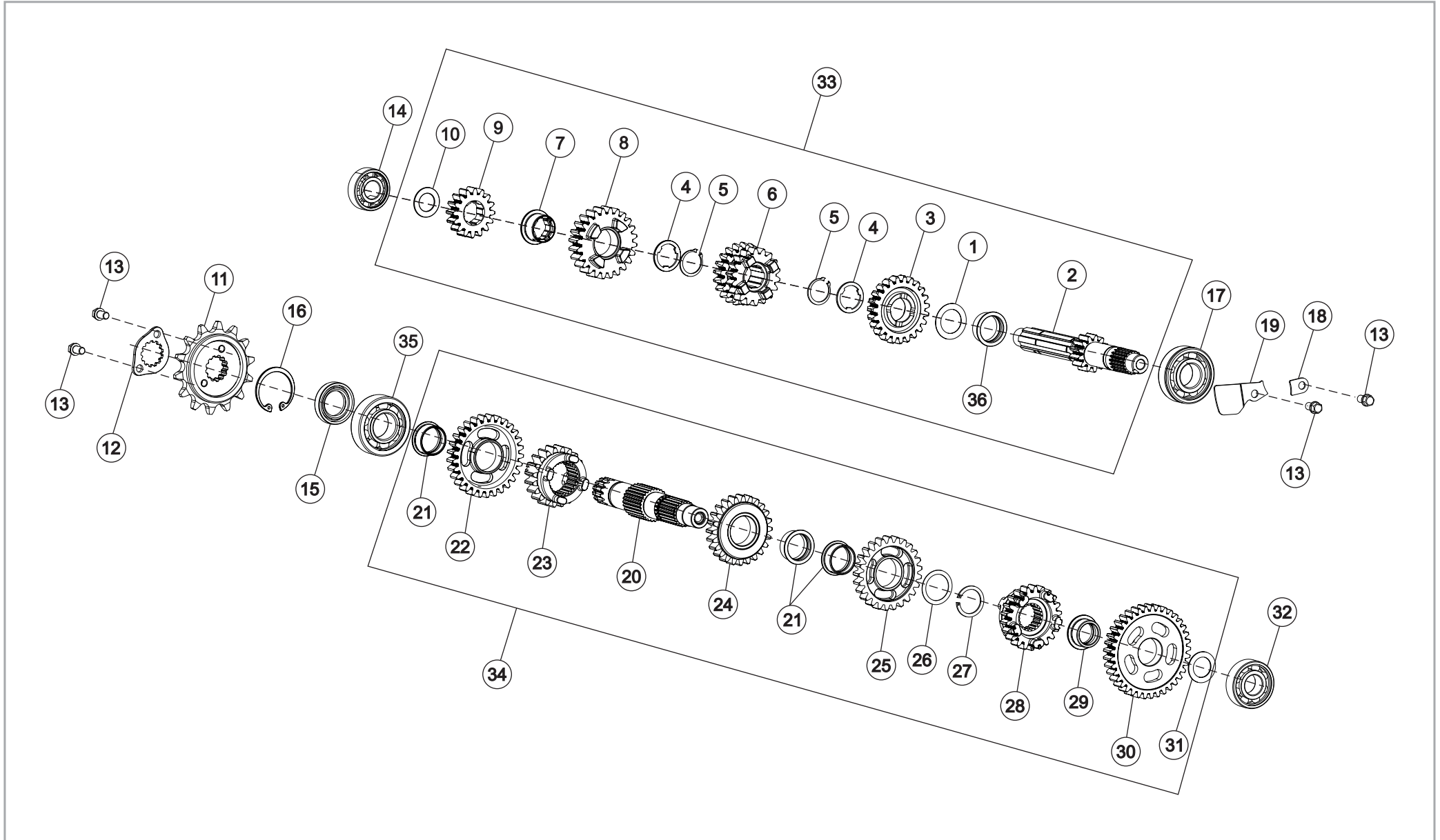


# 10 TRANSMISSION SYSTEM



SR. NO.	PART NUMBERS	PART DESCRIPTION	FRT	QTY	REMARKS
1	T0215DVG0470N	WASHER_Ø20.2*Ø30*0.5 (VAVE)	8.2	1	
2	T0215DVG0210N	SHAFT, INPUT T/M (NVH Final)	8.2	1	
3	T0215DVG0240N	GEAR, 5TH DRIVE (NVH Final)	8.2	1	
4	T0215DVG0280N	SPLINE WASHER_Ø20.3XØ26X1.6 (NVH Final)	8.2	1	
5	T0215DVG0480N	CIRCLIP - 20X1.2 (VAVE)	8.2	2	
6	T0215DVG0400N	GEAR, 3RD & 4TH DRIVE (INTEGRAL) (Intermediate) (NVH Final) (VAVE)	8.2	1	
7	T0215DVG0270N	SPLINE BUSH - 6TH DRIVE (NVH Final)	8.2	1	
8	T0215DVG0250N	GEAR, 6TH DRIVE (NVH Final)	8.2	1	
9	T0215DVG0390N	GEAR, 2ND DRIVE (NVH Final) (VAVE)	8.2	1	
10	T0215DVG0460N	WASHER_Ø15.2XØ25X1 (VAVE)	8.2	1	
11	T0215DUF0080N	SPROCKET, DRIVE	0.3	1	
12	T0215DUF0090N	LOCK PLATE DRIVE SPROCKET	0.3	1	
13	TSF0102281	FLANGE BOLT M6*10	0.3	4	
14	T18050UF0130N	BEARING BALL INPUT	8.2	1	
15	T18020UF0080N	OIL SEAL, OUTPUT SHAFT	8.2	1	
16	TSF0602039	INTERNAL CIRCLIP (Ø35*1.75)	0.2	1	
17	T0215DVG0560N	BEARING INPUT SHAFT (6204N.C3) (Ø20*Ø47*14) (VAVE)	8.2	1	
18	T0202CUF0510N	LOCK PLATE INPUT BEARING	0.8	1	
19	T0202CUF2430N	BREATHER HOLE COVER PLATE	0.8	1	
20	T0215DVG0350N	SHAFT OUTPUT T M	8.2	1	
21	T0215DVG0500N	BUSH, 2ND GEAR (VAVE)	8.2	3	
22	T0215DVG0420N	GEAR 2ND DRIVEN (NVH Final) (VAVE)	8.2	1	
23	T0215DVG0200N	GEAR 6TH DRIVEN (NVH Final)	8.2	1	
24	T0215DVG0440N	GEAR, 4th DRIVEN (NVH Final) (VAVE)	8.2	1	
25	T0215DVG0430N	GEAR 3RD, DRIVEN (NVH Final) (VAVE)	8.2	1	
26	T0215DVG0520N	WASHER_Ø22.2*Ø28*0.5 (VAVE)	8.2	1	
27	T0215DVG0530N	CIRCLIP 20.5X1.2 (VAVE)	8.2	1	
28	T0215DVG0190N	GEAR, 5TH DRIVEN (NVH Final)	8.2	1	
29	T0215DVG0490N	BUSH, 1ST GEAR (VAVE)	8.2	1	
30	T0215DVG0150N	GEAR, 1ST DRIVEN (NVH Final)	8.2	1	

# 10 TRANSMISSION SYSTEM

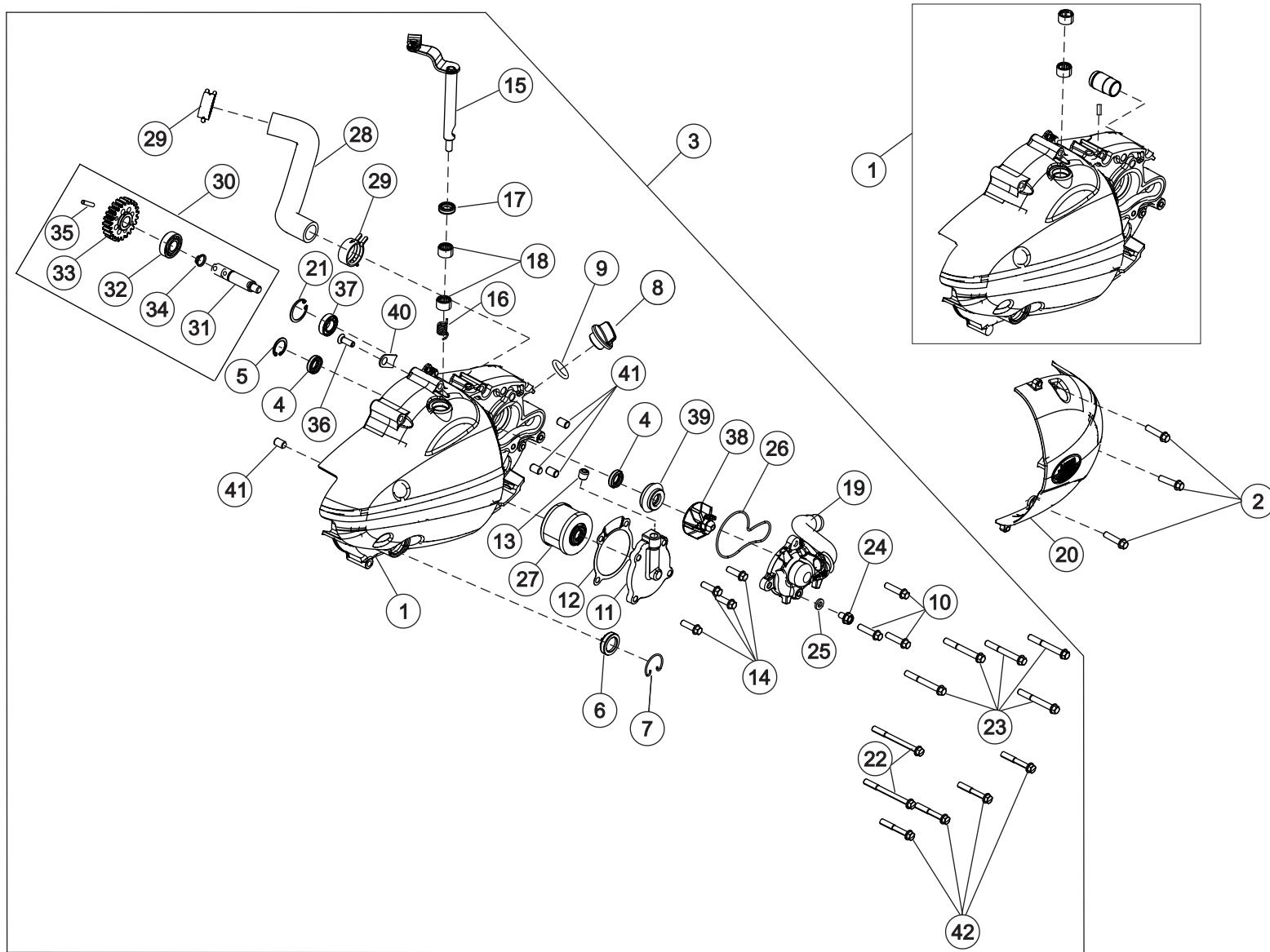


# 10 TRANSMISSION SYSTEM



SR. NO.	PART NUMBERS	PART DESCRIPTION	FRT	QTY	REMARKS
31	T0215DVG0510N	WASHER_Ø17.2*Ø26*1 (Z series in PPC BOM) (VAVE)	8.2	1	
32	T0215DVG0550N	BEARING OUTPUT SHAFT (6203.C3) (Ø17*Ø40*12) (VAVE)	8.2	1	
33	T0215DVG0370N	ASSEMBLY, INPUT SHAFT (NVH Final) (VAVE)	8.2	1	
34	T0215DVG0380N	ASSEMBLY, OUTPUT SHAFT (NVH Final) (VAVE)	8.2	1	
35	T18050UF0140N	BEARING OUTPUT SHAFT	8.2	1	
36	T0215DVG0260N	BUSH, 5TH GEAR (NVH Final) (ALL NEW PART ADDITION)	8.2	1	

# 11 R CRANKCASE COVER

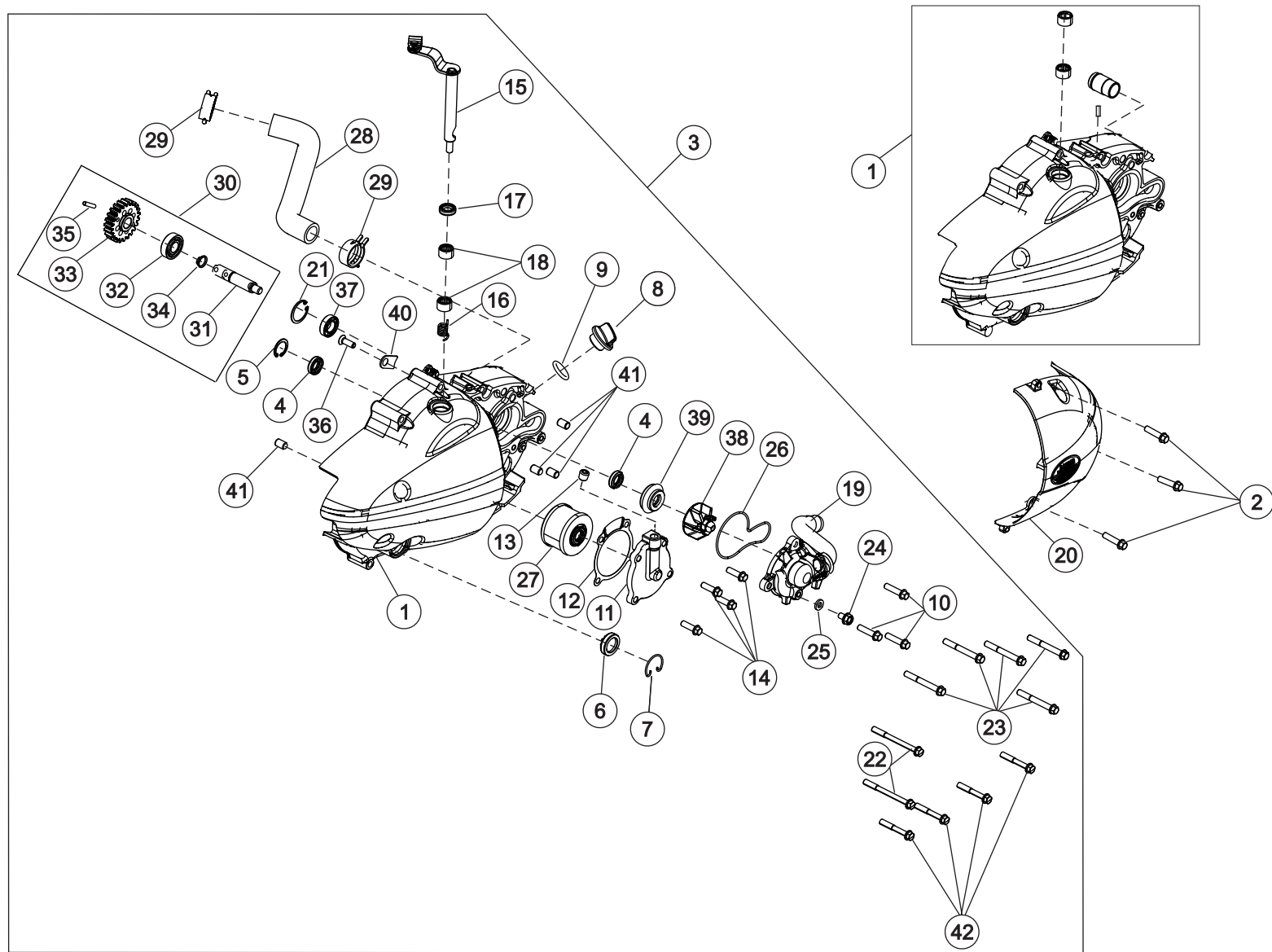


# 11 R CRANKCASE COVER



SR. NO.	PART NUMBERS	PART DESCRIPTION	FRT	QTY	REMARKS
1	T0202DVG1140E	COVER RH WITH OIL PLUG OBD II_BLACK MAT RAVEN TEXTURE	0.6	1	
2	SF0202349	SCREW HEX FL M6X1X28X8.8 (BLACK)	0.2	3	
3	T0202DVG1060N	ASM COVER RH_BLACK MAT RAVEN TEXTURE	0.6	1	
4	T18020UF0110N	OIL SEAL CRANKSHAFT	0.8	2	
5	T0202DUF0750N	CIRCLIP - OIL SEAL CRANKSHAFT	0.8	1	
6	T02090UH0010N	LENS, OIL LEVEL CHECK	0.4	1	
7	T0202CUF2410N	WIRE CLIP GLASS WINDOW	0.1	1	
8	T0203BUF0250N	CAP OIL FILLER	0.2	1	
9	T0209AVN0300N	O RING CAP OIL FILLER	0.2	1	
10	SF0202348	SCREW HEX FL M6X1X25X8.8	0.2	3	
11	T0202DVE0080N	COVER OIL FILTER C300	0.2	1	
12	T02090VE0030N	GASKET COVER OIL FILTER	0.2	1	
13	0302AB0560N	PLUG M8X1.25	0.2	1	
14	SF0202347	SCREW HEX FL M6X1X20X8.8 (BLACK)	0.2	4	
15	T0219AVG0020N	ASSEMBLY CLUTCH LIFTER_BLACK MAT RAVEN TEXTURE	0.6	1	
16	T0219AUF0060N	CLUTCH LIFTER SPRING	0.6	1	
17	T18020UF0130N	SELECTOR SEAL	0.6	1	
18	T18050UF0220N	NEEDLE ROLLER BEARING (12*16*10)	0.8	2	
19	T0202DVE0130N	ASM COVER COOLANT PUMP	0.2	1	
20	T0202DVG1010N	SERVICE COVER RH_BLACK MAT RAVEN TEXTURE	0.1	1	
21	SF0602068	CIRCLIP INT - LUG 25X1.2	0.7	1	
22	SF0102648	BOLT HEX FL M6X1X65X8.8 (BLACK)	0.3	2	
23	SF0102646	BOLT HEX FL M6X1X50X8.8 (BLACK)	0.3	5	
24	TSF0102281	FLANGE BOLT M6*10	0.2	1	
25	MJ01700005400	SEALING WASHER (6.2 X 12 X 2)	0.2	1	
26	T0209BVE0010N	O-RING, COVER COOLANT PUMP	0.2	1	
27	T0203BUF0260N	OIL FILTER ASSEMBLY	0.3	1	
28	T04000KW0050N	HOSE PIPE TO CYLINDER BLOCK	0.3	1	
29	T0401DKE0290N	SPRING BAND CLAMP DIA 24	0.3	2	
30	T0204AVE0070N	ASM COOLANT PUMP SHAFT	0.4	1	

# 11 R CRANKCASE COVER

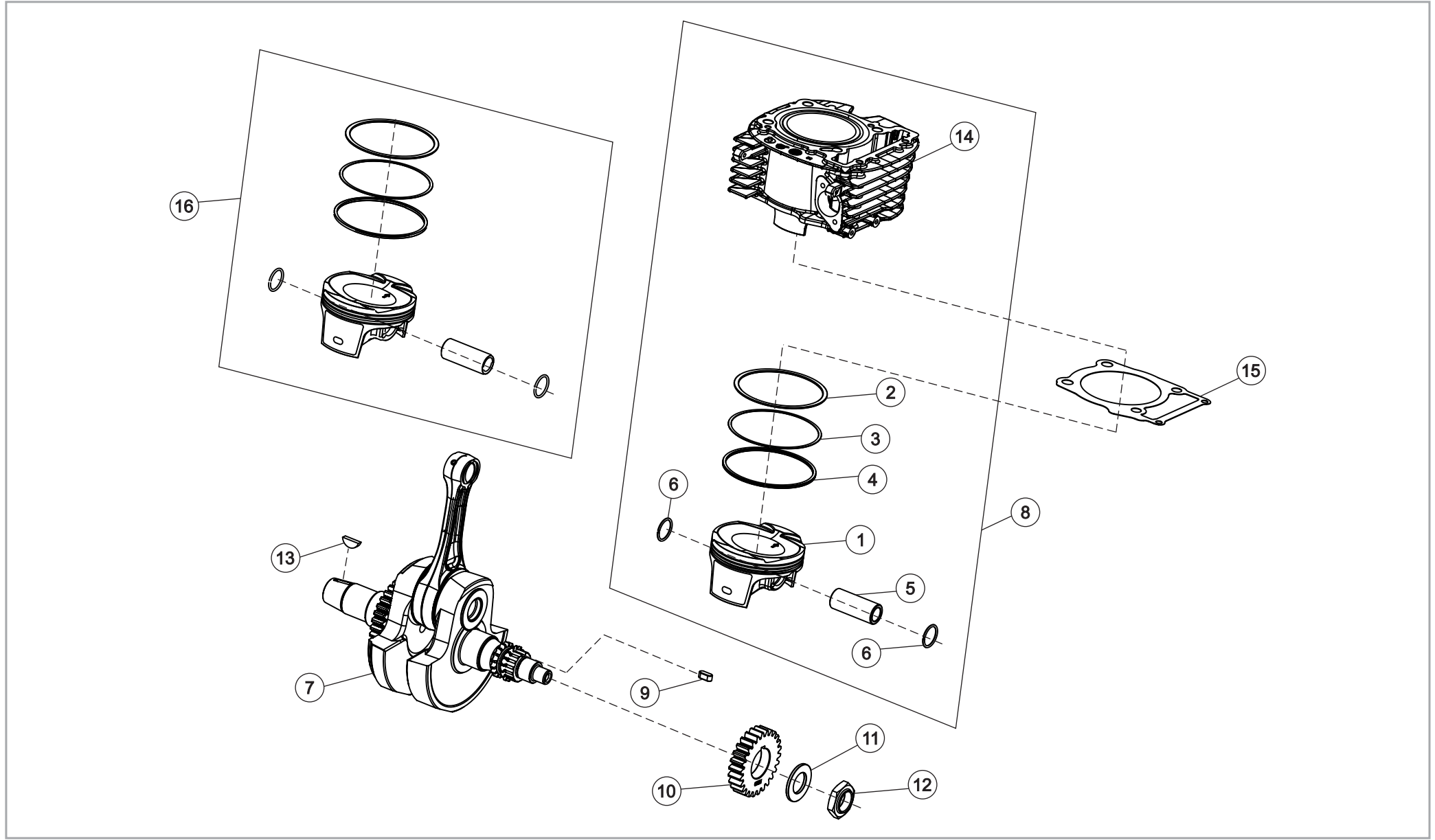


# 11 R CRANKCASE COVER



SR. NO.	PART NUMBERS	PART DESCRIPTION	FRT	QTY	REMARKS
31	T0401EVE0010N	SHAFT COOLANT PUMP C300	0.6	1	
32	MF01850000300	DG BALL BRG 12X28X8 6001	0.6	1	
33	T0401EVG0030N	COOLANT PUMP GEAR_BLACK MAT RAVEN TEXTURE	0.5	1	
34	SF0601216	CIRCLIP EXT - LUG 12X1.5	0.6	1	
35	T0202DUF0850N	PIN WATER PUMP GEAR	0.6	1	
36	SF0211009	SCREW FTCS CR SL M6X1X18X8.8	0.3	1	
37	SP010102309	BEARING DG BALL SR 12X24X6	0.3	1	
38	T0401EUF0030N	IMPELLER	0.6	1	
39	T0401EUF0040N	WATER SEAL	0.6	1	
40	T0401BVE0010N	PLATE RETAINER	0.3	1	
41	MJ01760000500	DOWEL PIN, HOLLOW (Ø8*12)	0.3	4	
42	SF0102645	BOLT HEX FL M6X1X40X8.8 (BLACK)	0.3	4	

# 12 CRANKSHAFT AND PISTON

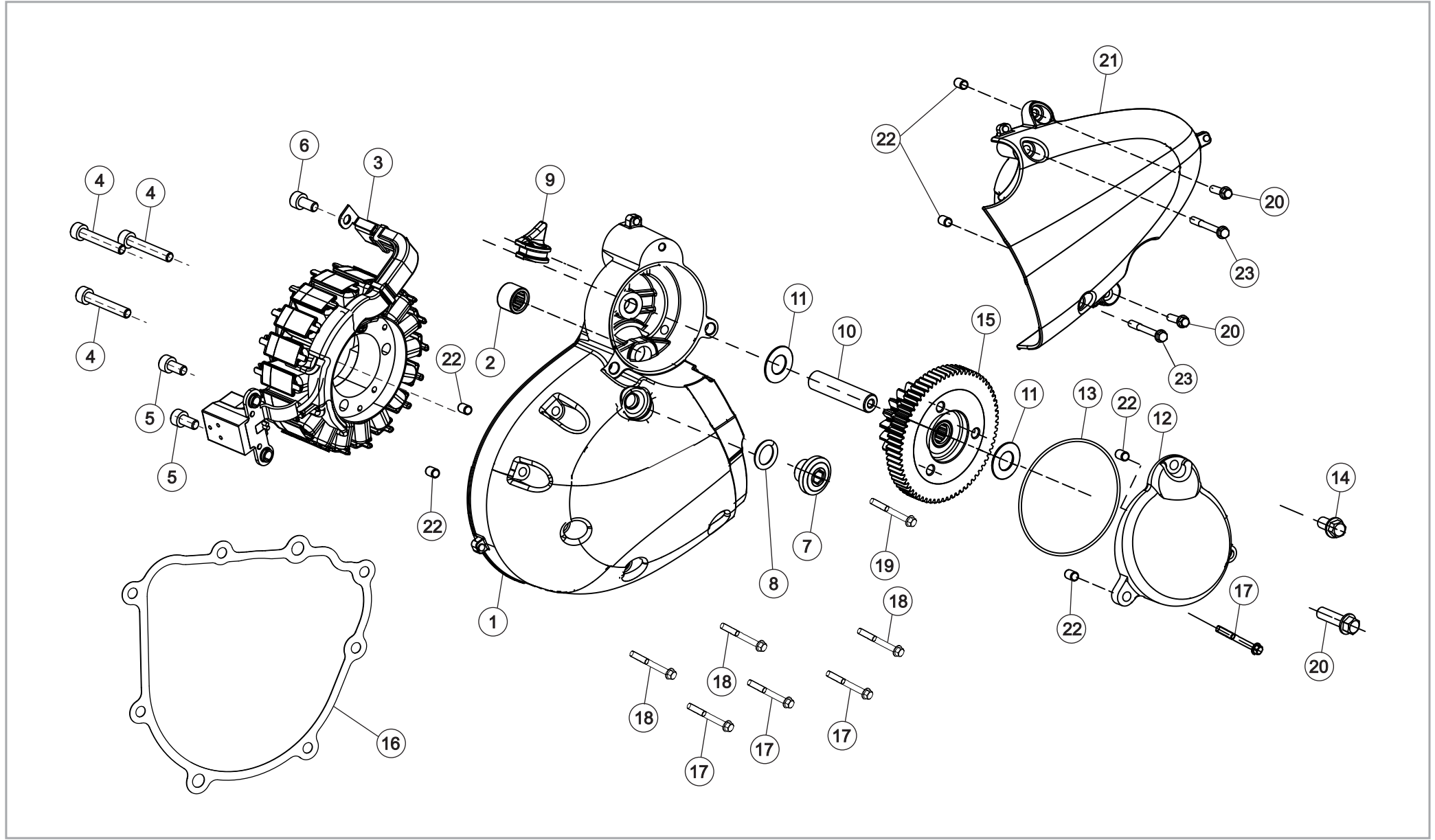


# 12 CRANKSHAFT AND PISTON



SR. NO.	PART NUMBERS	PART DESCRIPTION	FRT	QTY	REMARKS
1	T0210BVG0160N	PISTON_BLACK MAT RAVEN TEXTURE_GROUP-A	4.0	1	
1.1	T0210BVG0170N	PISTON_BLACK MAT RAVEN TEXTURE_GROUP-B	4.0	1	
2	T0210BVG0030N	RING PISTON TOP C334	4.0	1	
3	T0210BVG0040N	RING PISTON SECOND C334	4.0	1	
4	T0210BVG0050N	RING PISTON OIL C334	4.0	1	
5	T0210BVG0080N	PIN PISTON C334	4.0	1	
6	T0210BVG0070N	RING SNAP C334	4.0	2	
7	T0210AVG0010N	ASSEMBLY, CRANKSHAFT (VAVE)	8.2	1	
8	T0202AVG0510E	KIT BLOCK PISTON_BLACK MAT RAVEN TEXTURE_GROUP-A	3.6	1	
8.1	T0202AVG0520E	KIT BLOCK PISTON_BLACK MAT RAVEN TEXTURE_GROUP-B	3.6	1	
9	T18080UF0020N	KEY PRIMARY DRIVE (5*5*12)	1.5	1	
10	T0215EVG0100N	GEAR, PRIMARY DRIVE (26T) (GPD)	1.5	1	
11	T18010UF0020N	WASHER, GEAR PRIMARY DRIVE (<O>18.2*<O>29*3)	1.5	1	
12	T0210AUF0320N	LOCK NUT, GEAR PRIMARY DRIVE (M18*1.25)	1.5	1	
13	T1502AUF0170N	KEY WOODRUFF (4*13)	0.7	1	
14	T0202AVG0490E	KIT CYLINDER BLOCK WITH COOLANT PIPE BLACK MAT_GROUP-A	3.4	1	
14.1	T0202AVG0500E	KIT CYLINDER BLOCK WITH COOLANT PIPE BLACK MAT_GROUP-B	3.4	1	
15	T02090VG0040N	GASKET, CYLINDER BLOCK	3.4	1	
16	T0210BVG0140N	ASSEMBLY PISTON_BLACK MAT RAVEN TEXTURE_GROUP-A	4.0	1	
16.1	T0210BVG0150N	ASSEMBLY PISTON_BLACK MAT RAVEN TEXTURE_GROUP-B	4.0	1	

# 13 MAGNETO COVER LH

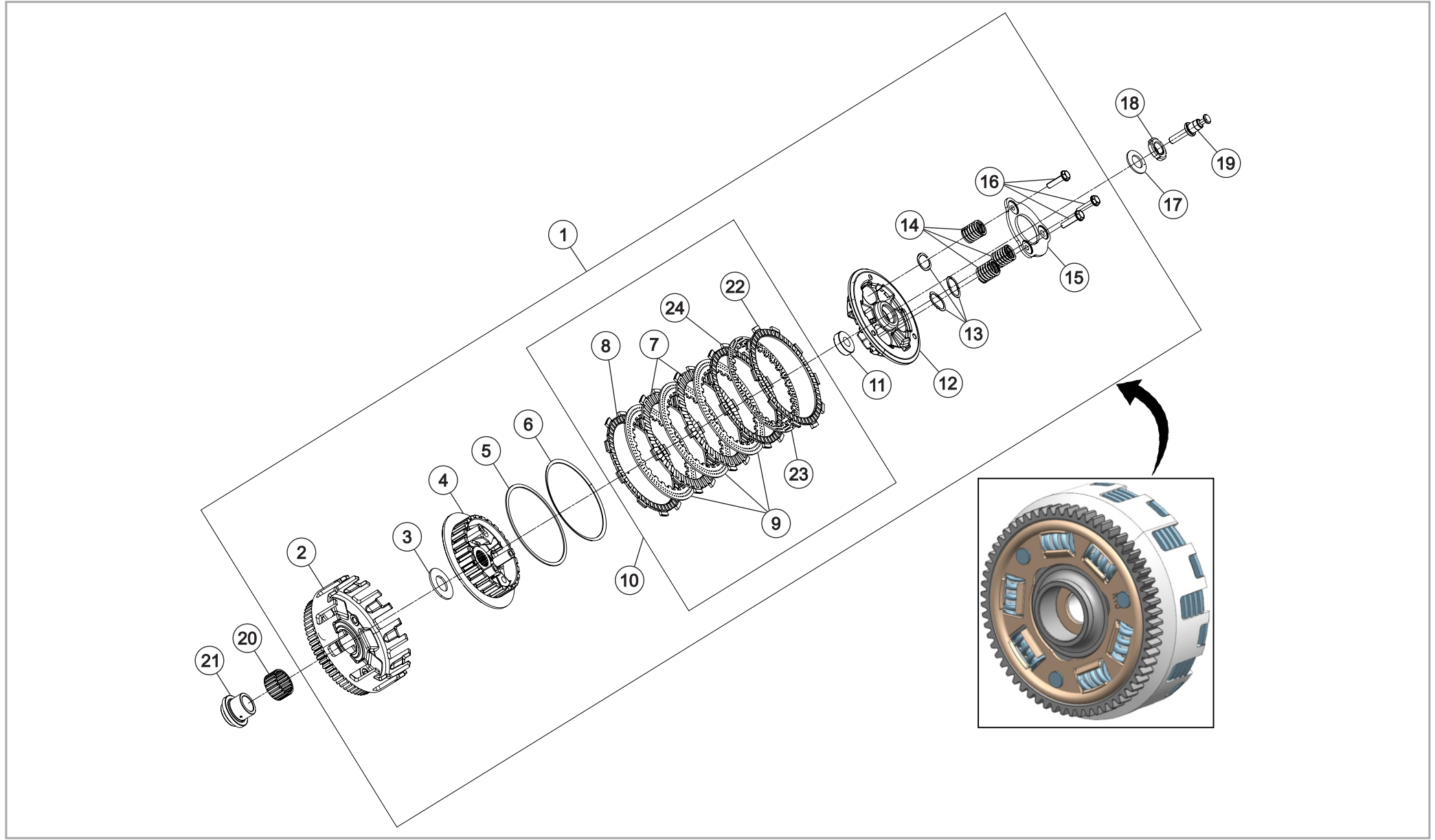


# 13 MAGNETO COVER LH



SR. NO.	PART NUMBERS	PART DESCRIPTION	FRT	QTY	REMARKS
1	T0202DVG0990N	COVER LH FRONT_BLACK MAT RAVEN TEXTURE (HIGHER INERTIA MAGNETO)	0.3	1	
2	T18050UF0160N	NEEDLE BRG STARTER INTERIM	0.5	1	
3	T1502AVG0060N	STATOR ASSEMBLY (HIGHER INERTIA)(Y4 Y5 J201)(WITH GI) (NVH)	0.3	1	
4	TSF0224075	BOLT, HEX SOCKET HEAD - M5X30	0.7	3	
5	SF0224178	SCREW SOCKET M5X0.8X10X8.8 (BLACK)	0.5	2	
6	SP0805020	PAN HEAD SCREW - M5X12	0.7	1	
7	T0202DVG1090N	GAUGE INSPECTION COVER_BLACK MAT RAVEN TEXTURE	0.1	1	
8	MJ01660001800	O-RING, GAUGE INSPECTION COVER	0.1	1	
9	T0209DVE0010N	RUBBER GROMMET MAGNETO COVER WIRE ROUTING	0.3	1	
10	T0205BUF0350N	SHAFT, STARTER COUNTER	0.1	1	
11	T18010UF0920N	WASHER_10.3*20*0.8 (STARTER INTRM GEAR)	0.1	2	
12	T0202DVG1040N	COVER STARTER COUNTER_BLACK MAT RAVEN TEXTURE	0.1	1	
13	SP040111500	O-RING, COVER GEAR STARTER COUNTER	0.1	1	
14	SF0202346	SCREW HEX FL M6X1X12X8.8 (BLACK)	0.1	1	
15	T0205BVG0040N	ASSEMBLY, SLIPPER CLUTCH WITH NRB	0.1	1	
16	T0209DUF0220N	GASKET- MAGNETO COVER	0.4	1	
17	SF0102649	BOLT HEX FL M6X1X70X8.8 (BLACK)	0.1	4	
18	SP0906043	BOLT, HEX FLANGE SH - M6X60	0.1	3	
19	SF0102644	BOLT HEX FL M6X1X35X8.8 (BLACK)	0.1	1	
20	SF0202349	SCREW HEX FL M6X1X28X8.8	0.3	3	
21	T0202DVG1000N	COVER LH REAR HALF_BLACK MAT RAVEN TEXTURE	0.3	1	
22	MJ01760000500	DOWEL PIN, HOLLOW (Ø8*12)	0.1	6	
23	SF0102646	BOLT HEX FL M6X1X50X8.8 (BLACK)	0.1	2	

# 14 A&S - CLUTCH ASSEMBLY

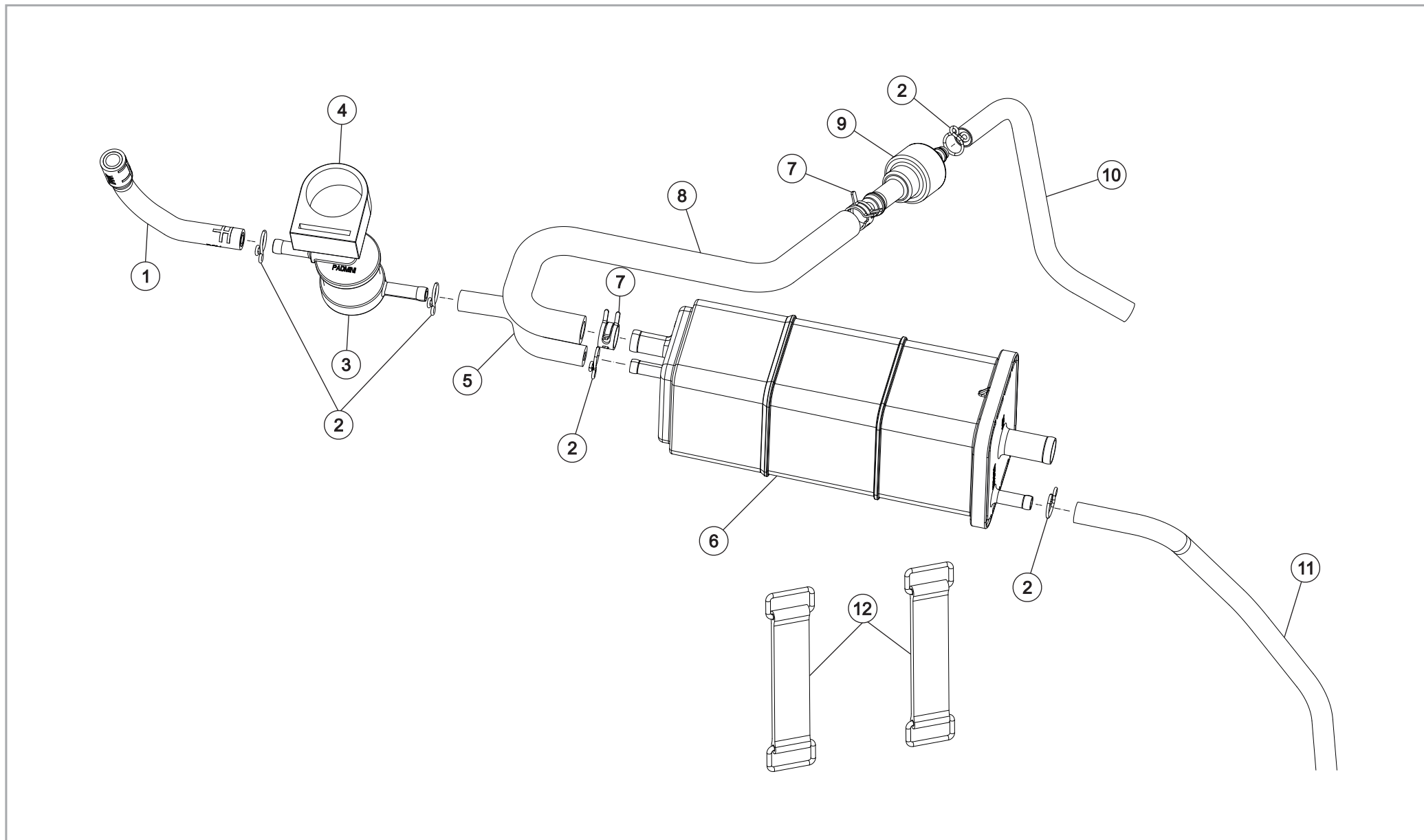


# 14 A&S - CLUTCH ASSEMBLY



SR. NO.	PART NUMBERS	PART DESCRIPTION	FRT	QTY	REMARKS
1	T02190VG0010N	ASSEMBLY, CLUTCH A&S	1.0	1	
2	T02180VG0010N	HOUSING COMPLETE CLUTCH WITH GPDN	1.4	1	
3	T0218BUF0460N	WASHER 20X40X2	1.0	1	
4	T0218BVG0040N	CLUTCH HUB	1.4	1	
5	T0218BVG0150N	SPRING SEAT JUDDER	1.4	1	
6	T0218BVG0140N	SPRING JUDDER	1.4	1	
7	T0218BVG0590N	DISK CLUTCH FRICTION MIDDLE SPD	1.0	2	
8	T0218BVG0060N	DISK CLUTCH FRICTION END SPD	1.0	1	
9	T0218BVG0070N	PLATE CLUTCH SPD	1.0	3	
10	T0218BVG0120N	CLUTCH PLATE AND FRICTION DISC KIT	1.0	1	
11	T0218BVG0110N	BEARING BALL	0.9	1	
12	T0218BVG0080N	PLATE CLUTCH PRESSURE	0.7	1	
13	T0218BVG0130N	SEAT SPRING CLUTCH	0.7	3	
14	T0218BVG0090N	SPRING CLUTCH	0.7	3	
15	T0218BVG0160N	PLATE STOPPER	0.7	1	
16	T0218BVG0100N	BOLT WASHER 6X25	0.7	3	
17	T18010UF0170N	WASHER CONICAL (Ø16.2*Ø27.2*2)	0.7	1	
18	T0218BUF0320N	CLUTCH NUT (M16*1)	0.7	1	
19	T0218BUF0360N	CLUTCH PULL ROD	0.7	1	
20	T18050UF0300N	NEEDLE ROLLER BEARING (Ø28*Ø33*17)	1.4	1	
21	T0218BUF0210N	CLUTCH BUSHING E02 (NRB VERSION)	1.4	1	
22	T0218BVG0180N	DISK B, CLUTCH FRICTION SPD	1.0	1	
23	T0218BVG0170N	PLATE B, CLUTCH SPD	1.0	1	
24	T0218BVG0600N	DISK D CLUTCH FRICTION SPD	1.0	1	

# 15 EVAPORATIVE EMISSION SYSTEM

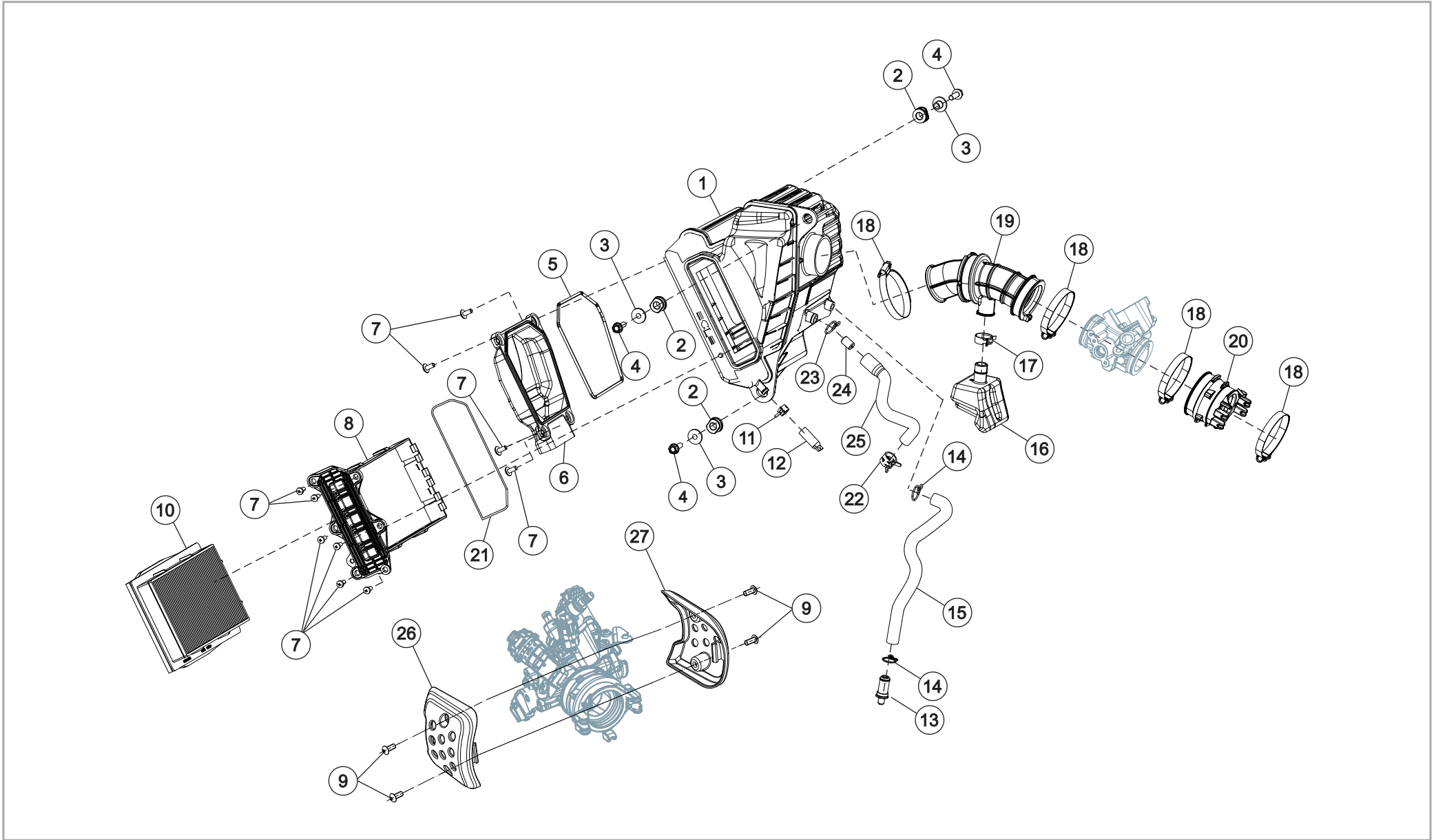


# 15 EVAPORATIVE EMISSION SYSTEM



SR. NO.	PART NUMBERS	PART DESCRIPTION	FRT	QTY	REMARKS
1	T10000B10060N	HOSE TANK TO ROLLOVER VALVE	0.4	1	
2	95002-02080	CLIP TUBE B8	0.4	5	
3	T10000KW0040N	ROLL OVER VALVE	0.4	1	
4	T10000KW0170N	ROLL OVER VALVE GROMMET	0.4	1	
5	T10000J10070N	HOSE ROLLOVER VALVE TO CANISTER	0.4	1	
6	T10000KE0021N	CARBON CANISTER MOJO	0.4	1	
7	T10050KE0100N	SPRING BAND CLAMP DIA11	0.4	2	
8	T10000J10080N	HOSE CANISTER TO CHECK VALVE	0.4	1	
9	T10000KE0031N	VALVE CHECK BS-IV	0.4	1	
10	T10000Y50120N	HOSE CHECK VALVE TO THROTTLE BODY	0.4	1	
11	T10000J10110N	DRAIN TUBE CANISTER	0.4	1	
12	T14010KE0010N	TOOL KIT BAND	0.1	2	

# 16 AIR FILTER ASSEMBLY

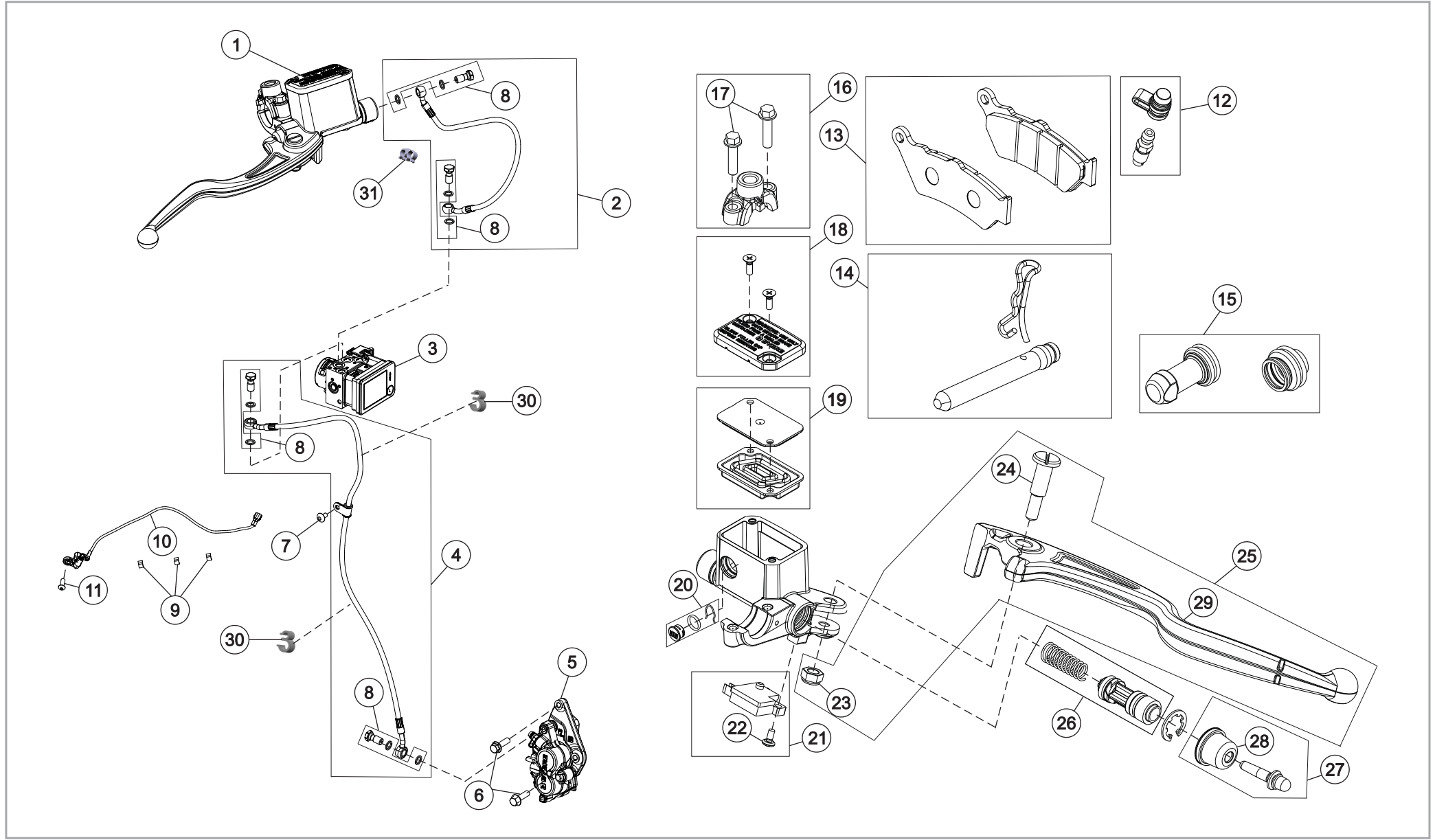


# 16 AIR FILTER ASSEMBLY



SR. NO.	PART NUMBERS	PART DESCRIPTION	FRT	QTY	REMARKS
1	T0101AJ20020N	HOUSING & COVER ASSY.	1.0	1	
2	T13160KG0130N	GROMMET STRUCTURE MOUNTING	0.5	3	
3	T13160KG0210N	COLLAR FAIRING MOUNTING	0.5	3	
4	95801-06018-07	FLANGE BOLT 618	0.5	3	
5	T0101FKW0010N	O-RING ENTRY BOX	0.5	1	
6	T0101FKW0050N	INLET DUCT 1200	0.5	1	
7	TSF0212010	TRUSS HEAD SCREW M5x12 (BLACK)	0.5	10	
8	T0101AKW0040N	FRAME ELEMENT HOLDER	0.2	1	
9	SF0212035	SCREW RDSKT M5X0.8X8X8.8	0.1	4	
10	T0101DKW0010N	AIR FILTER ELEMENT	0.4	1	
11	T0101AKW0070N	SPRING BAND - DRAIN TUBE	0.5	1	
12	T0101AKW0060N	DRAIN TUBE	0.5	1	
13	T0101AKW0020N	PLUG OIL DRAIN	0.1	1	
14	T0101AKW0010N	WIRE CLIP - OIL DRAIN	0.1	2	
15	T01010KW0030N	OIL DRAIN TUBE	0.3	1	
16	T01000KW0010N	RESONATOR BOX	0.7	1	
17	T01010KW0020N	RESONATOR CLAMP	0.7	1	
18	SF0700025	CLAMP SPECIAL M60X0.7X9	0.3	4	
19	T0101GKW0020N	CONNECTING TUBE	0.7	1	
20	T01010Y50020N	INLET MANIFOLD	0.5	1	
21	T0101AKW0050N	O RING FRAME	0.2	1	
22	T10050KE0030N	SPRING BAND CLAMP DIA 14	0.6	1	
23	T0103AKM0040N	TUBE CLIP 17	0.2	1	
24	T02110KE0010N	BUSH BREATHER	0.3	1	
25	T0207CVE0010N	BREATHER TUBE (AIR FILTER TO ENGINE)	0.4	1	
26	T13010J10100F	COVER THROTTLE BODY LH	0.2	1	
27	T13010J10110F	COVER THROTTLE BODY RH	0.2	1	

# 17 BRAKE SYSTEM FRONT

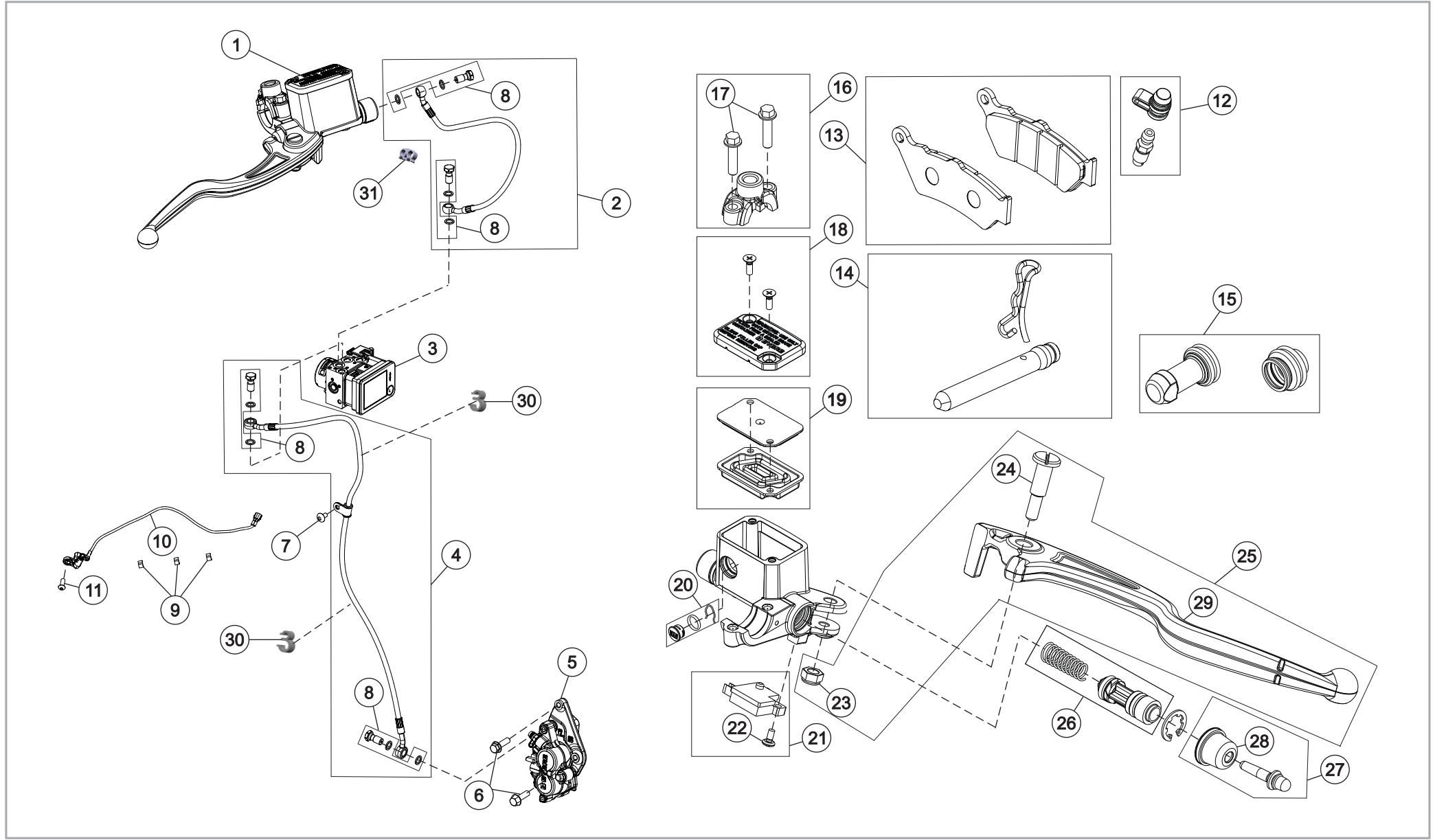


# 17 BRAKE SYSTEM FRONT



SR. NO.	PART NUMBERS	PART DESCRIPTION	FRT	QTY	REMARKS
1	T2501DJ30010N	FRONT MASTER CYLINDER_BLACK	0.2	1	
2	T2501HJ10020N	HOSE, FRONT M/C TO ABS KIT_J124	0.9	1	
3	T2501AJ10040N	WET ABS UNIT DUAL CHANNEL_J124	0.5	1	
4	T2501HJ20050N	HOSE, ABS TO FRONT CALIPER	0.9	1	
5	T1901KY50010N	CALIPER FRONT BRAKE RH_Y5	0.8	1	
6	SF0102642	BOLT HEX FL M8X1.25X35X10.9	0.2	2	
7	SF0212037	SCREW RDSKT M6X1X12X8.8	0.2	1	
8	T1901JKW0020N	BANJO BOLT KIT	0.7	4	
9	T1501AKW0070N	DOUBLE CABLE CLIP_REV0_L1_A2	0.1	3	
10	T0602FKE0010N	SPEED SENSOR FRONT WHEEL_M104	0.6	1	
11	TSF0224080	SOCKET HEAD SCREW M6X16 BLACK (LOCKTITE)	0.2	1	
12	T1901KKW0020N	BLEEDER KIT	0.5	1	
13	T1901KY50020N	FRONT BRAKE PAD KIT	0.3	1	
14	T1901KY50030N	PAD SPRING KIT	0.2	1	
15	T1901KKW0060N	BOOT KIT	0.4	1	
16	T1901HKW0060N	MASTER CYLINDER UPPER HOLDER	0.1	1	
17	T1901HKW0050N	BOLT MASTER CYLINDER	0.1	2	
18	T1901HKW0020N	RESERVOIR KIT	0.2	1	
19	T1901HKW0100N	DIAPHRAM KIT	0.2	1	
20	T1901HKW0090N	OIL LEVEL WINDOW KIT	0.3	1	
21	T1901HKW0070N	FRONT BRAKE SWITCH ASSY	0.2	1	
22	T1901HKW0080N	BRAKE SWITCH SCREW	0.1	1	
23	T1901CKW0030N	FRONT BRAKE LEVER NUT	0.1	1	
24	T1901CKW0020N	FRONT BRAKE LEVER BOLT	0.1	1	
25	T2501DJ30020N	FRONT BRAKE LEVER KIT_BLACK	0.1	1	
26	T1901HKW0030N	MASTER CYLINDER PISTON KIT	0.8	1	
27	T1901KKW0100N	PUSH ROD ASSLY KIT	0.8	1	
28	T1901HKW0110N	RUBBER_MASTER CYLINDER	0.8	1	
29	T2501DJ30030N	FRONT BRAKE LEVER_BLACK	0.2	1	
30	SF5201005	CLIP CONSTANT 8X4.75	0.1	2	

# 17 BRAKE SYSTEM FRONT

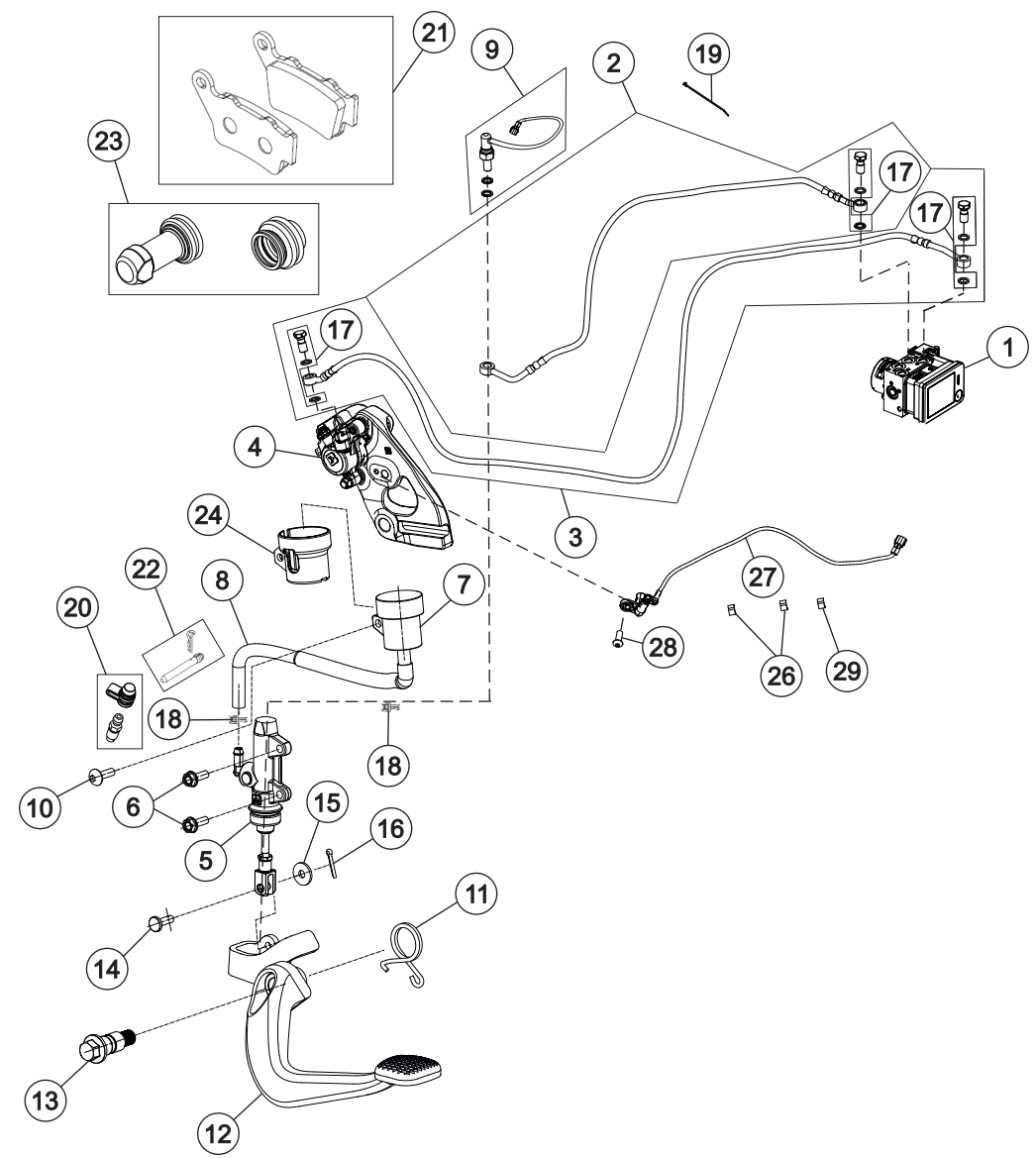


17 BRAKE SYSTEM FRONT



SR. NO.	PART NUMBERS	PART DESCRIPTION	FRT	QTY	REMARKS
31	0116CAG01001N	CLIP WINDSHIELD WASHER TUBE	0.1	1	

# 18 BRAKE SYSTEM REAR

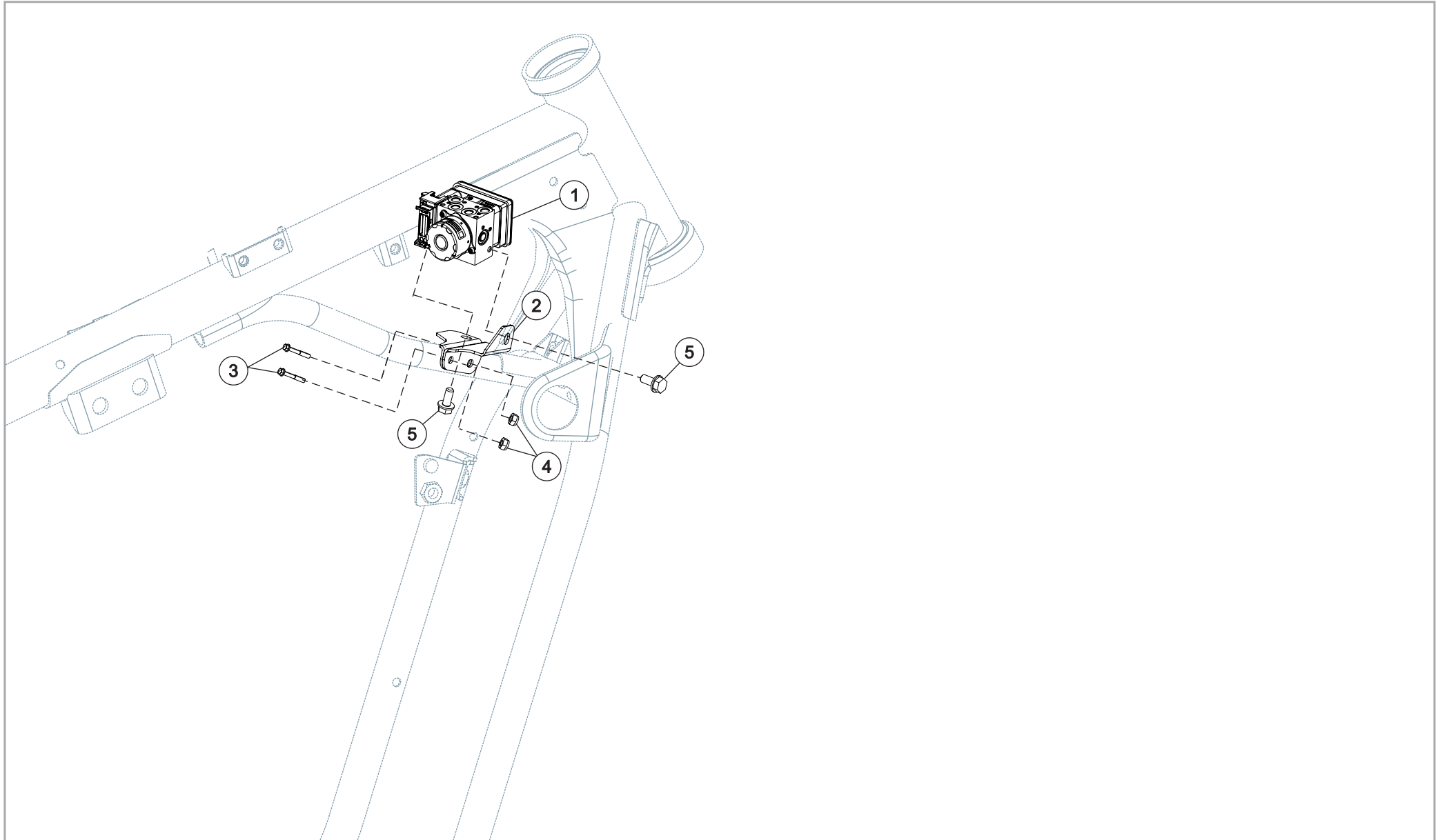


# 18 BRAKE SYSTEM REAR



SR. NO.	PART NUMBERS	PART DESCRIPTION	FRT	QTY	REMARKS
1	T2501AJ10040N	WET ABS UNIT DUAL CHANNEL_J124	0.5	1	
2	T2501HKW0050N	HOSE, ABS TO REAR MASTER CYLINDER KIT_DUAL CHANNEL	0.8	1	
3	T2501HJ20070N	HOSE, ABS TO REAR CALIPER KIT	0.8	1	
4	T2001CKW0040N	CALIPER ASSY, REAR BRAKE RH	0.8	1	
5	T2001EKE0021N	REAR MASTER CYL ASSY (DIA 12)	0.8	1	
6	95801-06018-07	HEX FLANGE BOLT M6*18	0.2	2	
7	T25010KE0030N	RESERVOIR ABS	0.2	1	
8	T2501EJ10020N	HOSE, RESERVOIR_J124	0.2	1	
9	T2501EKW0020N	REAR MASTER CYL PRESSURE SWITCH KIT	0.5	1	
10	SF0212050	SCREW RDSKT M6X1X20X8.8	0.2	1	
11	T20000KW0170N	TORSION RETURN SPRING, REAR BRAKE PEDAL	0.4	1	
12	T20010KW0130T	REAR BRAKE LEVER SUB ASSY_DISC	0.4	1	
13	T20010KW0150N	PIN PIVOT, REAR BRAKE PEDAL	0.2	1	
14	T25000KE0310N	LOCKING PIN	0.1	1	
15	T0208AVF0140N	WASHER 6.4X12.4X1	0.2	1	
16	MF01920001500	A02-SPLIT PIN 2 x 16 IS:549	0.2	1	
17	T1901JKW0020N	BANJO BOLT KIT	0.7	3	
18	T25000KW0010N	REAR RESERVOIR HOSE CLIP	0.1	2	
19	T1501AKE2050E	CABLE STRAP 200MM	0.2	5	
20	T2001KKW0010N	BLEEDER SCREW KIT	0.5	1	
21	T2001KKW0020N	REAR BRAKE PAD KIT	0.2	1	
22	T2001KKW0030N	PAD PIN KIT	0.2	1	
23	T2001KKW0040N	BOOT KIT	0.4	1	
24	T20000Y50020N	REAR BRAKE RESERVOIR COVER	0.2	1	
26	T1501AKW0070N	DOUBLE CABLE CLIP_REVO_L1_A2	0.1	2	
27	T0602FKE0010N	SPEED SENSOR FRONT WHEEL_M104	0.6	1	
28	TSF0224080	SOCKET HEAD SCREW M6X16 BLACK (LOCKTITE)	0.2	1	
29	SF5201005	CLIP CONSTANT 8X4.75	0.1	1	

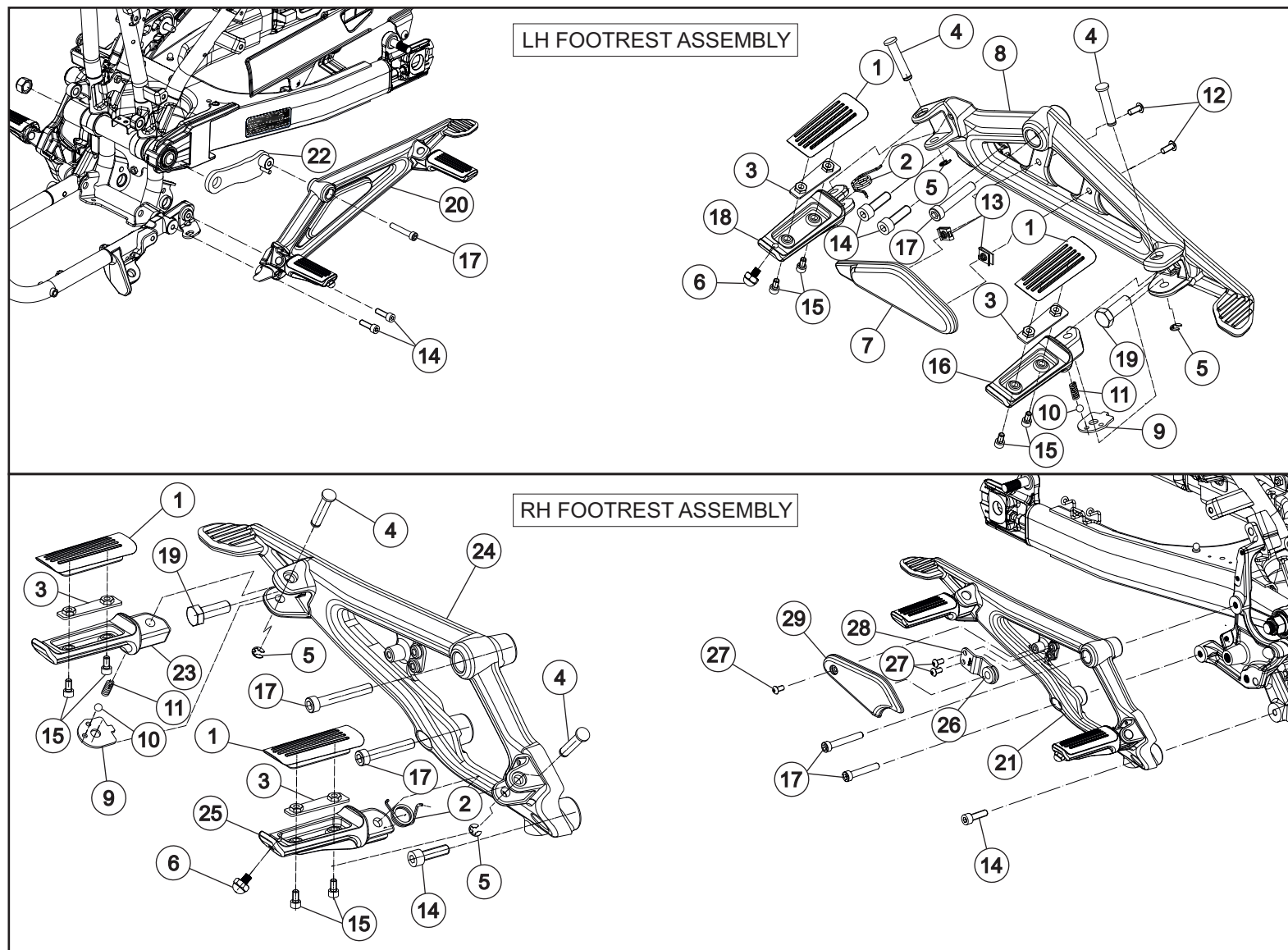
19 ANTI-LOCK BRAKING SYSTEM (ABS)



# 19 ANTI-LOCK BRAKING SYSTEM (ABS)



SR. NO.	PART NUMBERS	PART DESCRIPTION	FRT	QTY	REMARKS
1	T2501AJ10040N	WET ABS UNIT DUAL CHANNEL	0.7	1	
2	T08000KW0380N	DUAL CHANNEL ABS MOUNTING BRACKET	0.5	1	
3	SP0906032	FLANGE BOLT SH - M6 X 40	0.2	2	
4	TSF0318007	M6 NYLOC NUT (BLACK)	0.2	2	
5	TSF0102282	FLANGE BOLT M6*14	0.2	2	

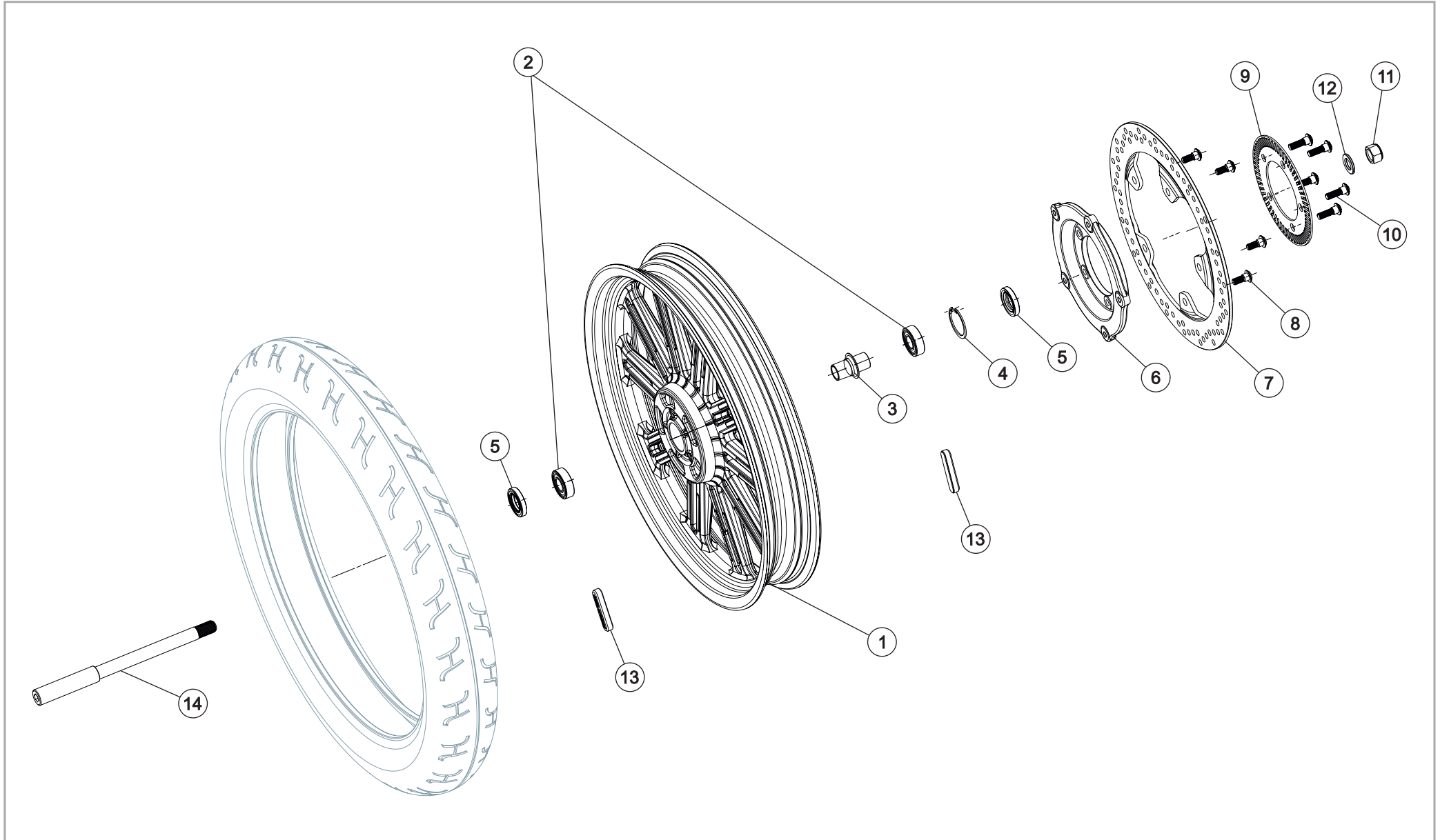


# 20 FOOTREST ASSEMBLY LH & RH



SR. NO.	PART NUMBERS	PART DESCRIPTION	FRT	QTY	REMARKS
1	T2201AB10010N	RUBBER, FOOTREST	0.3	4	
2	T2201AKW0130E	SPRING TORSION RIDER FOOTREST	0.2	2	
3	T2201BB10070N	BRACKET FOOTREST GRIP	0.3	4	
4	T2201BY50080N	PIVOT RIDER FOOTREST	0.2	4	
5	MH01890000800	SEEGER DIAMETER 5 UNI 7434	0.2	4	
6	T22000J20080N	PIN FRICTION FREE	0.2	2	
7	T22000J10060F	HEEL GUARD LH	0.2	1	
8	T2201AJ10020N	FOOTREST HANGER LH	0.4	1	
9	T2201BY50060N	DETENT PLATE-PILLION FOOTPEG	0.3	2	
10	96211-08000	BALL STEEL(UNDER)#8	0.4	2	
11	MH01820003800	ROTATION SPRING	0.2	2	
12	SF0212024	SCREW RDSKT M5X0.8X12XA2-70	0.2	2	
13	TSF0300022	NUT CLIP 5MM (BLACK)	0.4	2	
14	SF0224181	SCREW SOCKET M8X1.25X28X10.9	0.4	6	
15	SF0224178	SCREW SOCKET M5X0.8X10X8.8	0.4	8	
16	T2201BB10010W	PILLION FOOTREST LH SATIN BLACK	0.3	1	
17	SF0105028	BOLT SOCKET M8X1.25X48X10.9	0.2	6	
18	T2201AB10020W	RIDER FOOTREST LH SATIN BLACK	0.3	1	
19	SF0224051	SCREW SOCKET M10X1.25X30X10.9	0.2	2	
20	T22010J10010N	FOOTREST ASSLY LH	0.5	1	
21	T22010J10020N	FOOTREST ASSLY RH	0.5	1	
22	T22000J10070N	FOOTREST MTG BRACKET LH ADD ON	0.2	1	
23	T2201BB10040W	PILLION FOOTREST RH SATIN BLACK	0.3	1	
24	T2201AJ10030N	FOOTREST HANGER RH	0.4	1	
25	T2201AB10030W	RIDER FOOTREST RH SATIN BLACK	0.3	1	
26	MH01610001700	GROMMET FOR M6	0.4	1	
27	SF0212026	SCREW RDSKT M6X1X12XA2-70	0.2	3	
28	T2201BJ10010N	HEEL GUARD MTG BRACKET RH	0.2	1	
29	T22000J10050F	HEEL GUARD RH	0.2	1	

# 21 FRONT ALLOY WHEEL ASSEMBLY

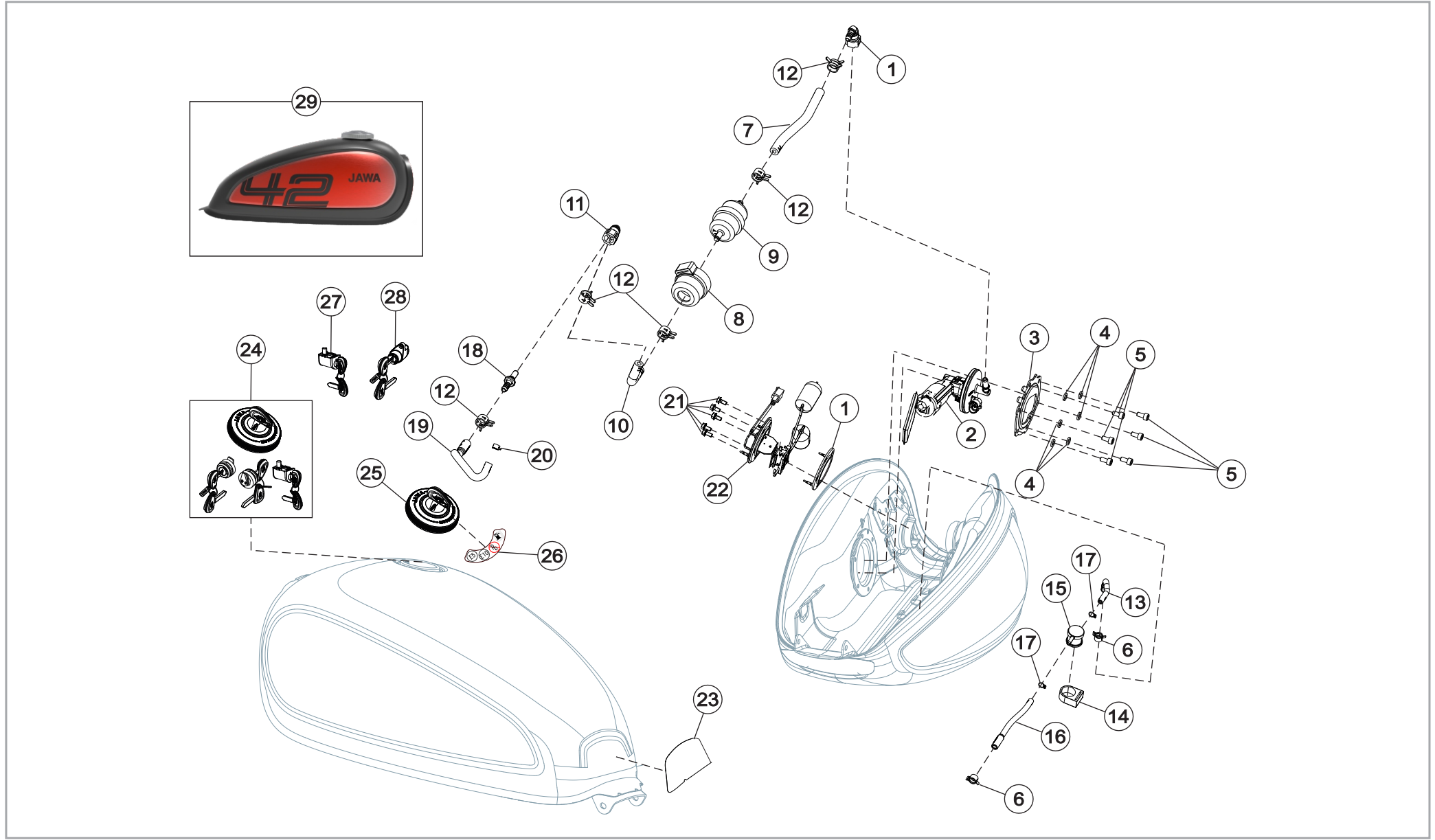


# 21 FRONT ALLOY WHEEL ASSEMBLY



SR. NO.	PART NUMBERS	PART DESCRIPTION	FRT	QTY	REMARKS
1	T0601AKW0040N	ALLOY WHEEL, FRONT, MT 2.5X18	1.0	1	
2	T0601DKW0021N	WHEEL BEARING 6203 (17x40x12)	0.9	2	
3	T0601CKW0050N	SPACER ASSY INNER, FRONT WHEEL	0.3	1	
4	SF0602007	CIRCLIP INT - LUG 40X1.75XPH	0.5	1	
5	T0601EKW0021N	FRONT DUST SEAL (A22x40x7)	0.5	2	
6	T0601HJ20010N	COUPLER FOR FRONT ALLOY WHEEL	0.6	1	
7	T1901AB10010N	FRONT DISC (RH, D=320)	0.8	1	
8	T0601HB10040N	SCREW SPECIAL M8X1.25X22	0.2	5	
9	T0602LKE0010N	TONER WHEEL FRONT	0.6	1	
10	SF0200097	SCREW SPECIAL M8X1.25X28XA2-70	0.2	5	
11	TSF0318003	SELF LOCK NUT M16	0.2	1	
12	TSF0400010	WASHER 16 MM	0.2	1	
13	T13200KW0510N	PLAQUE WHEEL RIM SILVER	0.4	2	
14	T0601GY50010N	AXLE, FRONT WHEEL	0.2	1	

# 22 FUEL TANK ASSEMBLY

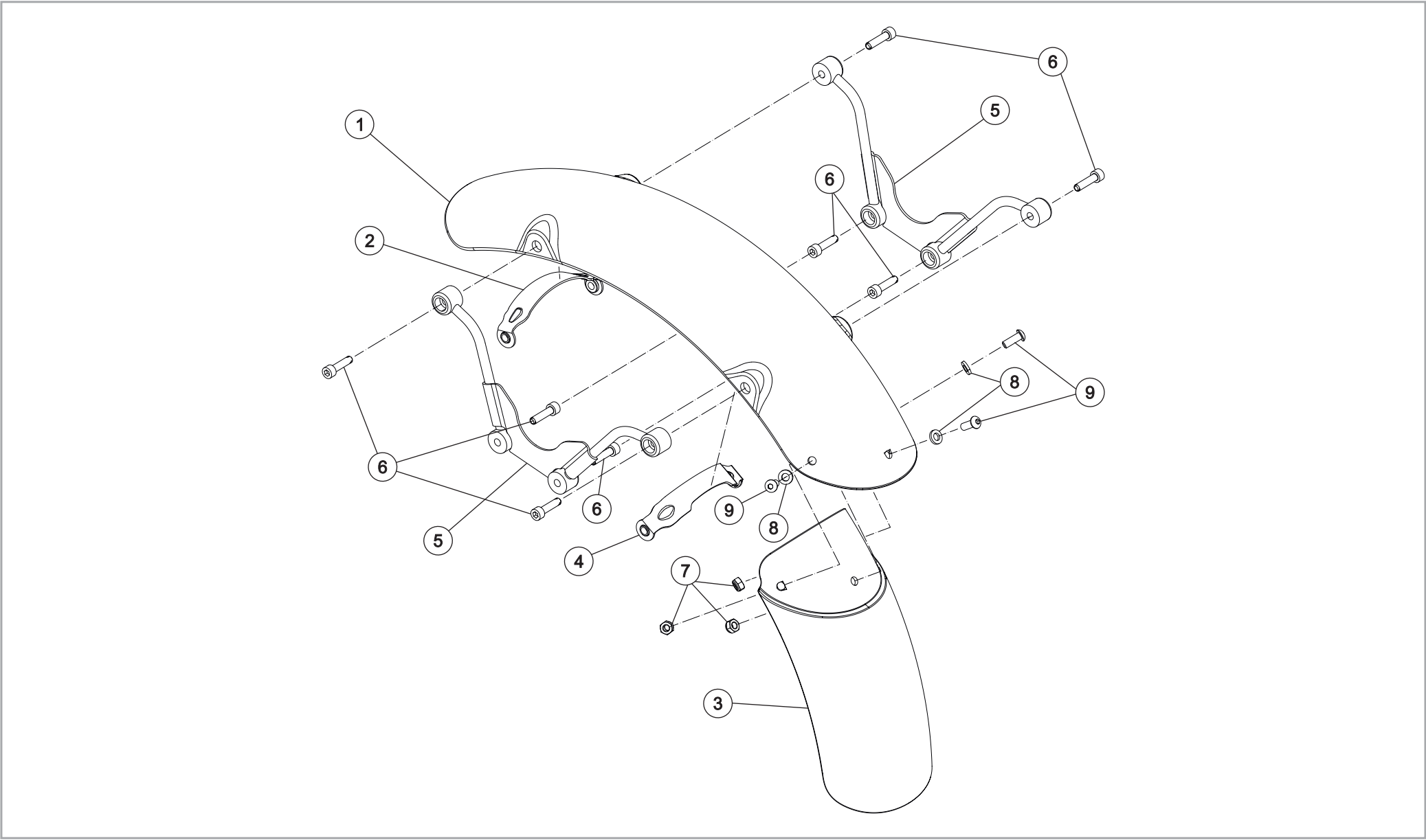


# 22 FUEL TANK ASSEMBLY



SR. NO.	PART NUMBERS	PART DESCRIPTION	FRT	QTY	REMARKS
1	T1501PB10140N	GASKET FUEL SENSOR UNIT	0.8	1	
2	T10050B10010N	FUEL MODULE	1.0	1	
3	T10050B10020N	FUEL PUMP MOUNTING BRACKET	1.0	1	
4	TSF0401132	WASHER 6.5x12x2 THK (BLACK)	1.0	6	
5	95701-06010-08	BOLT FLANGE 6X10	1.0	6	
6	SF0705068	CLAMP SPRING BAND 10.5X8.4X0.8	0.6	2	
7	T10050B10040N	FUEL HOSE FUEL PUMP TO FILTER	0.6	1	
8	MH00900000800	SUPPORT FILTER	0.6	1	
9	T10000KW0340N	FUEL FILTER	0.6	1	
10	T10050B10060N	HOSE FILTER TO CONNECTOR	0.6	1	
11	T10050KE0070N	QUICK FUEL CONNECTOR 1 (ELBOW)	0.6	2	
12	T10050KE0030N	SPRING BAND CLAMP DIA 14 MM (BLACK)	0.6	4	
13	T10000B10060N	HOSE TANK TO ROLLOVER VALVE	0.6	1	
14	T10000KW0170N	ROLL OVER VALVE GROMMET	0.6	1	
15	T10000KW0040N	ROLL OVER VALVE	0.6	1	
16	T10000J10070N	HOSE ROLLOVER VALVE TO CANISTER	0.6	1	
17	95002-02080	CLIP TUBE B8	0.6	6	
18	T10050B10070N	CONNECTOR FUEL HOSE	0.6	1	
19	T10000J20240N	FUEL TUBE INLET	0.6	1	
20	T10050KE0100N	SPRING BAND CLAMP DIA 11	0.6	1	
21	T10010B10310N	FLS MOUNTING STEP BOLT	0.8	5	
22	T1501PB10120N	FUEL SENSOR UNIT	0.8	1	
23	T10010J10120N	STICKER FUEL TANK PROTECTOR	0.4	1	
24	T08000J30200N	LOCK SET KIT	0.5	1	
25	T10000J10550N	FUEL TANK CAP WITH KEY	0.1	1	
26	T10020KW0020N	FUEL TYPE LABEL STICKER	0.1	1	
27	T13000J10070N	KIT STEERING LOCK WITH KEY	0.1	1	
28	T13000J10080N	KIT IGNITION SWITCH WITH KEY	0.1	1	
29	T10000J10580W	FUEL TANK BLACK CLADD GLOSS RED 42	0.8	1	DEEP BLACK MATTE RED CLAD

# 23 FRONT FENDER ASSEMBLY

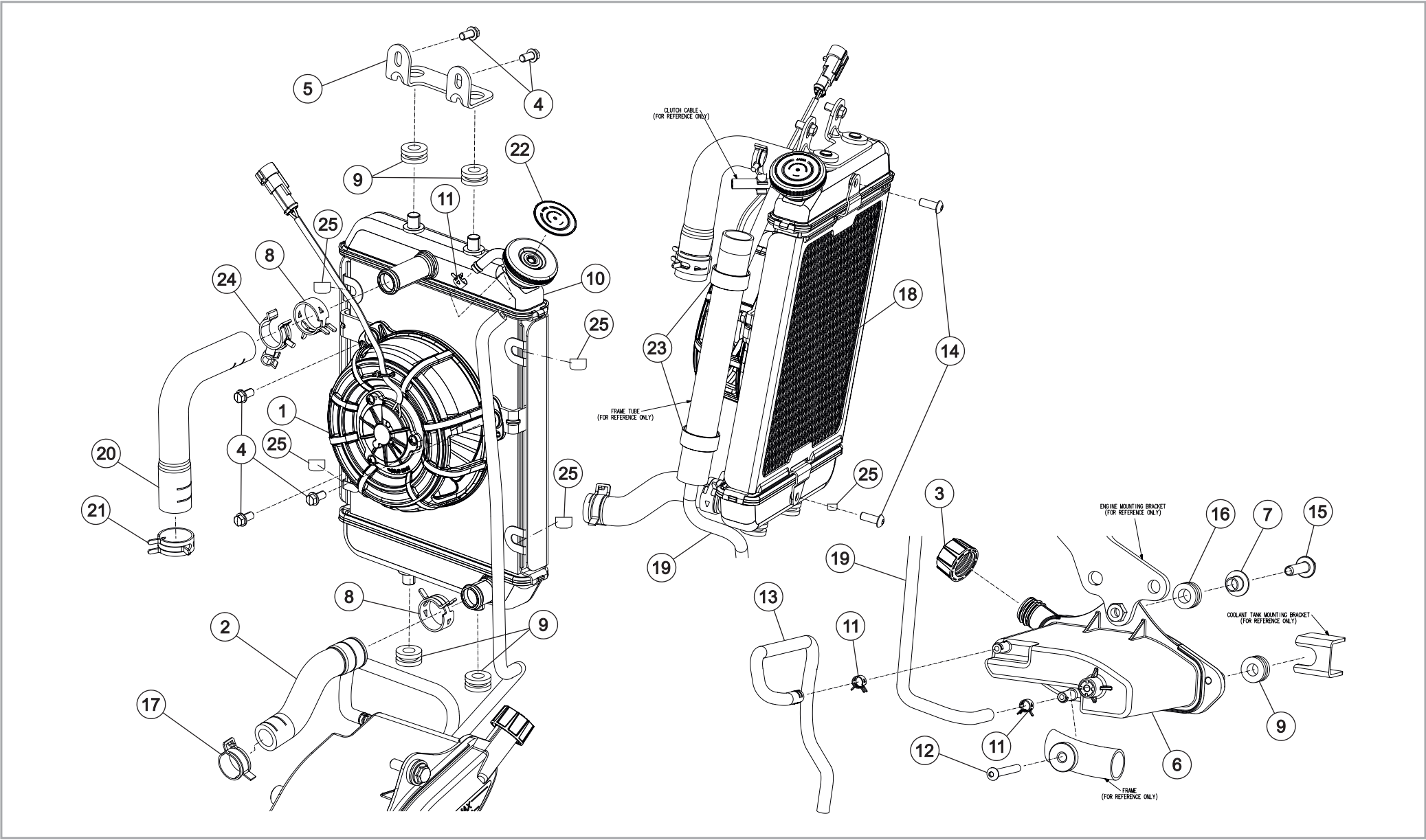


# 23 FRONT FENDER ASSEMBLY



SR. NO.	PART NUMBERS	PART DESCRIPTION	FRT	QTY	REMARKS
1	T13060J10020E	FRONT FENDER MATTE EBONY BLACK	0.6	1	BLACK MATTE BLACK
2	T13060J10040N	RAINFORCEMENT BRACKET FR	0.2	1	
3	T13060J10050N	FRONT FENDER MUD FLAP	0.3	1	
4	T13060J10070N	RAINFORCEMENT BRACKET RR	0.2	1	
5	T13060J10030N	STAY MOUNTING FRONT FENDER	0.3	2	
6	SF0224177	SCREW SOCKET M6X1X25X8.8	0.2	8	
7	TSF0318007	M6 NYLOC NUT (BLACK)	0.2	3	
8	TSF0401132	WASHER M6 (6.4x12x1.6)	0.2	3	
9	TSF0212011	BUTTON HEAD SOCKET SCREW M6 x 16	0.2	3	

# 24 RADIATOR & COOLING SYSTEM

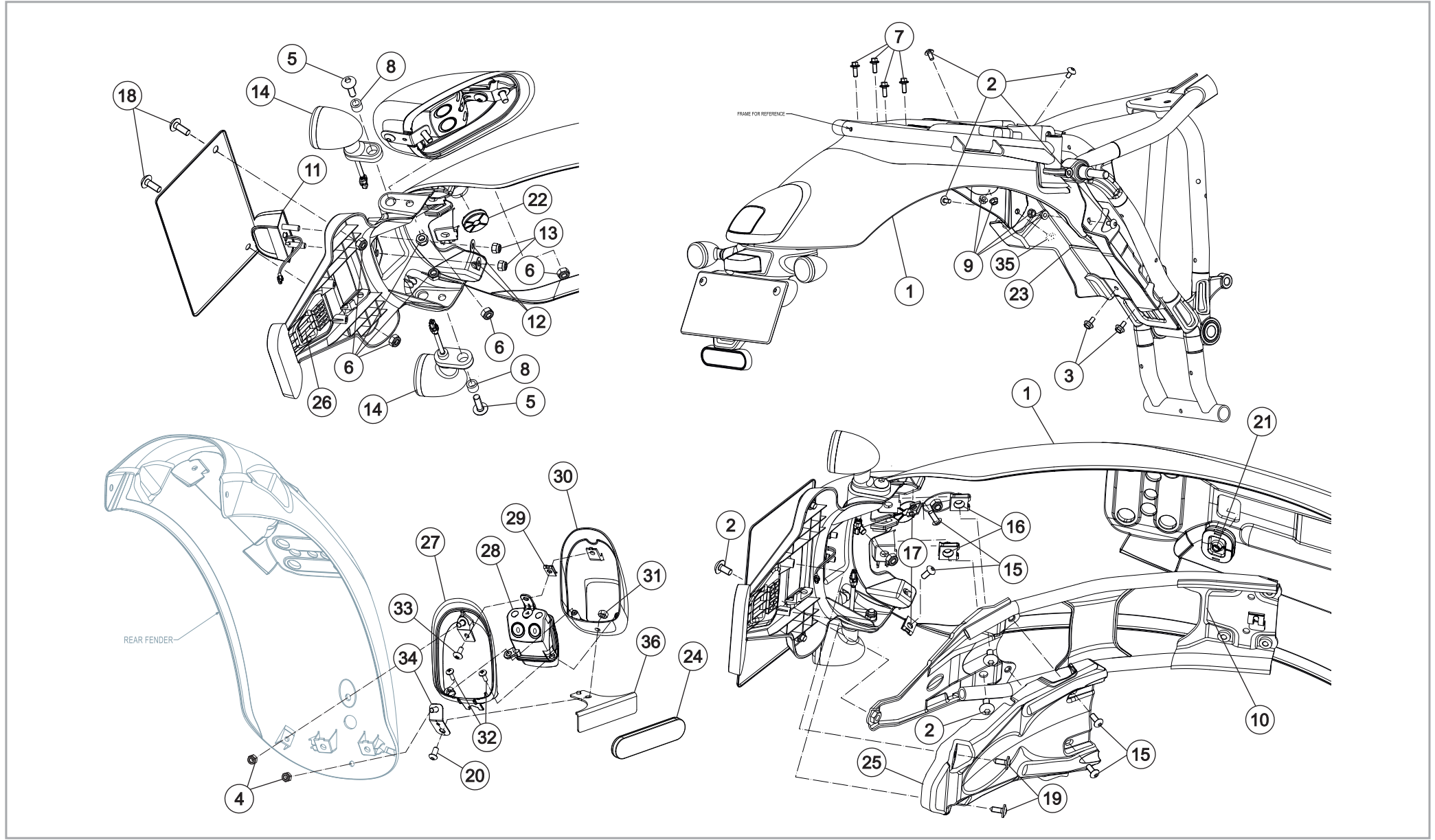


# 24 RADIATOR & COOLING SYSTEM



SR. NO.	PART NUMBERS	PART DESCRIPTION	FRT	QTY	REMARKS
1	T0401FKW0020N	RADIATOR FAN	0.6	1	
2	T0401DY50060N	HOSE RADIATOR TO PUMP	0.9	1	
3	T0401DY50050N	CAP COOLANT TANK	0.3	1	
4	SF0202346	SCREW HEX FL M6X1X12X8.8	0.7	5	
5	T04000KW0090N	UPPER BRACKET RADIATOR LOOSE	0.4	1	
6	T0401DY50020N	TANK RECOVERY-COOLING SYSTEM	0.7	1	
7	T13030KM0120N	COLLAR M8 REAR SIDE COVER MTG	0.6	1	
8	T0401DKE0290N	SPRING BAND CLAMP DIA 24	0.8	2	
9	MH01610001700	GROMMET FOR M6	0.4	5	
10	T0401AY50080N	RADIATOR SUB ASSEMBLY (BANCO)	1.0	1	
11	T10050KE0100N	SPRING BAND CLAMP DIA 11	0.8	3	
12	SF0212051	SCREW RDSKT M6X1X45X8.8	0.2	1	
13	T04000Y50020N	BREATHER HOSE	0.8	1	
14	TSF0224080	SOCKET HEAD SCREW M6X16 BLACK	0.1	2	
15	SF0102057	FLANGE BOLT M8x1.25x25	0.3	1	
16	T13030KM0110N	GROMMET M8 REAR SIDE COVER MTG	0.6	1	
17	SF0705047	CLAMP SPRING BAND 23X12X1.5	0.8	1	
18	T0401AKW0070N	RADIATOR GRILL	0.2	1	
19	T0401DJ20090N	HOSE RADIATOR TO RECOVERY TANK	0.4	1	
20	T04000KW0030N	HOSE THERMOSTAT TO RADIATOR	0.8	1	
21	T0401DKE0300N	SPRING BAND CLAMP DIA 27	0.8	1	
22	T0401AKW0050N	RADIATOR PRESSURE CAP BADGE JAWA	0.1	1	
23	T08000B10420N	RUBBER STRAP 110 MM	0.1	2	
24	1001CAA13420N	CLIP FUEL HOSE	0.1	1	
25	T0401BJ20010N	RADIATOR GRILL DAMPER	0.2	4	

# 25 REAR FENDER ASSEMBLY

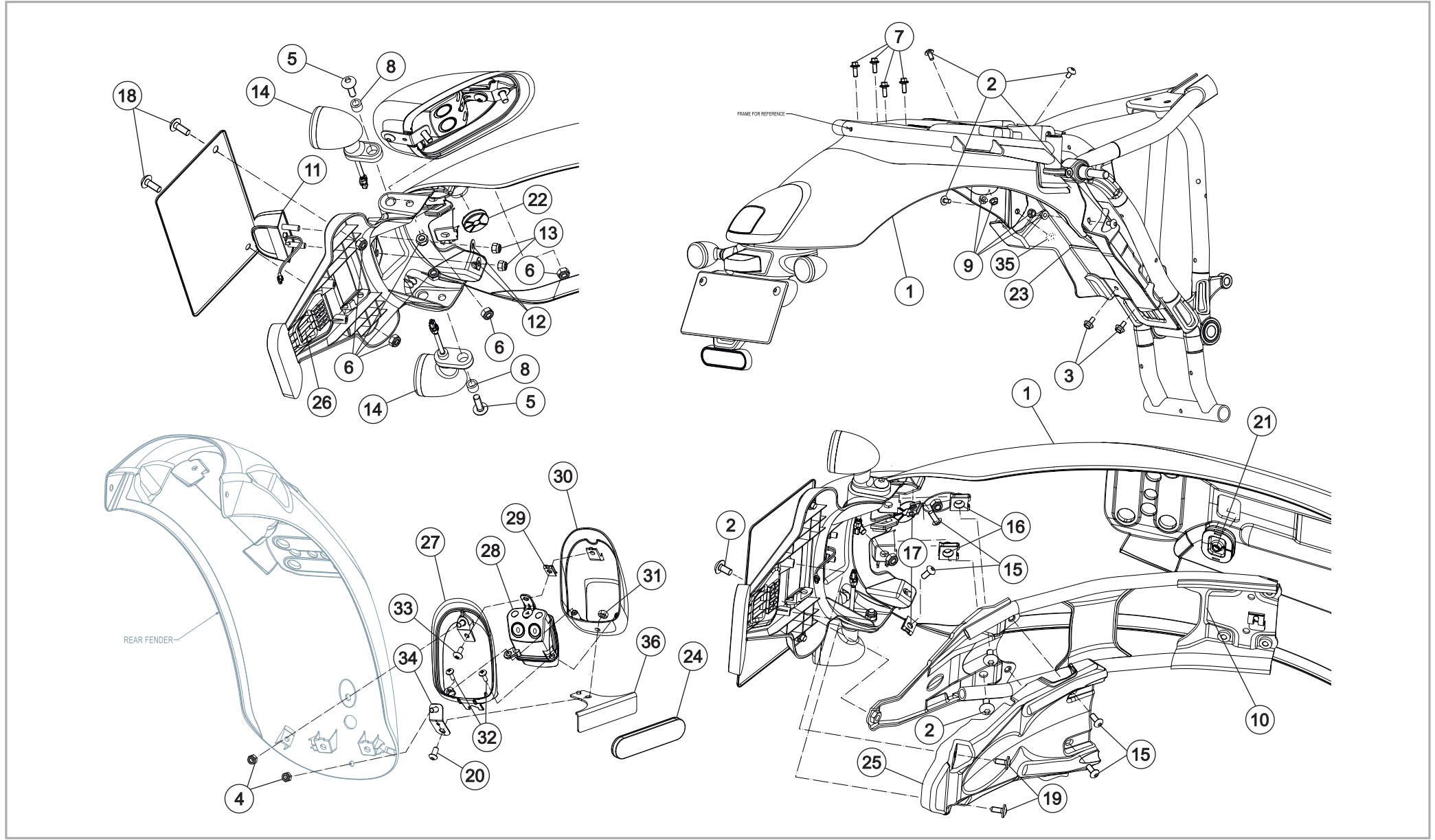


# 25 REAR FENDER ASSEMBLY



SR. NO.	PART NUMBERS	PART DESCRIPTION	FRT	QTY	REMARKS
1	T13070J10010E	REAR MUDGUARD MATTE EBONY BLACK	1.4	1	BLACK MATTE BLACK
2	SF0212037	SCREW RDSKT M6X1X12X8.8	0.2	7	
3	SP0906041	FLANGE BOLT M6X12	0.2	2	
4	TSF0318007	M6 NYLOC NUT (BLACK)	0.1	2	
5	SF0212050	SCREW RDSKT M6X1X20X8.8	0.2	2	
6	TSF0318007	M6 NYLOC NUT (BLACK)	0.2	6	
7	SF0202350	SCREW HEX FL M6X1X16X8.8	0.2	4	
8	T13000B10220N	COLLAR FOR M6	0.2	2	
9	65538380	NUT FLANGE 6MM	0.4	4	
10	T13070J10050N	REAR FENDER STRUCTURE	1.1	1	
11	T1501TB10010N	NUMBER PLATE LAMP	0.3	1	
12	TSF0401123	WASHER M5	0.2	2	
13	SF0302157	NUT NYLOC M5X0.8X6.8X6	0.2	2	
14	T1501GJ30050N	TURN SIGNAL LAMP J302	0.4	2	
15	SF0212024	SCREW RDSKT M5X0.8X12XA2-70	0.2	4	
16	90305-GK8-0001	NUT CLIP 6 MM	0.2	2	
17	TSF0300022	NUT CLIP 5MM (BLACK)	0.2	2	
18	SF0212041	SCREW RDSKT M6X1X16	0.2	2	
19	SF0228003	SCREW TPRF CR ST 4.8X1.6X13 C	0.2	2	
20	SP0706018	SCREW TBEI M6X12 UNI 7380	0.6	1	
21	T13070J10080N	GROMMET REAR FENDER STRUCTURE	0.3	1	
22	T13070J10070N	GROMMET REAR FENDER TAIL LAMP WIRING	0.3	1	
23	T13070KW0030N	REAR MUDGUARD FRONT	0.5	1	
24	T1501FB10010N	REAR REFLEX REFLECTOR	0.2	1	
25	T13060J10060N	REAR MUD FLAP WIRING COVER	0.5	1	
26	T13070J10020N	REAR FENDER MUD FLAP	0.5	1	
27	T13070J10030W	RING TAIL LAMP MATT BLACK	0.6	1	BLACK MATTE BLACK
28	T1501EKW0020N	TAIL LAMP	0.6	1	
29	TSF0300022	NUT CLIP 5MM (BLACK)	0.6	1	
30	T15000J10020E	CASING TAIL LAMP MATTE EBONY BLACK	0.7	1	BLACK MATTE BLACK

# 25 REAR FENDER ASSEMBLY

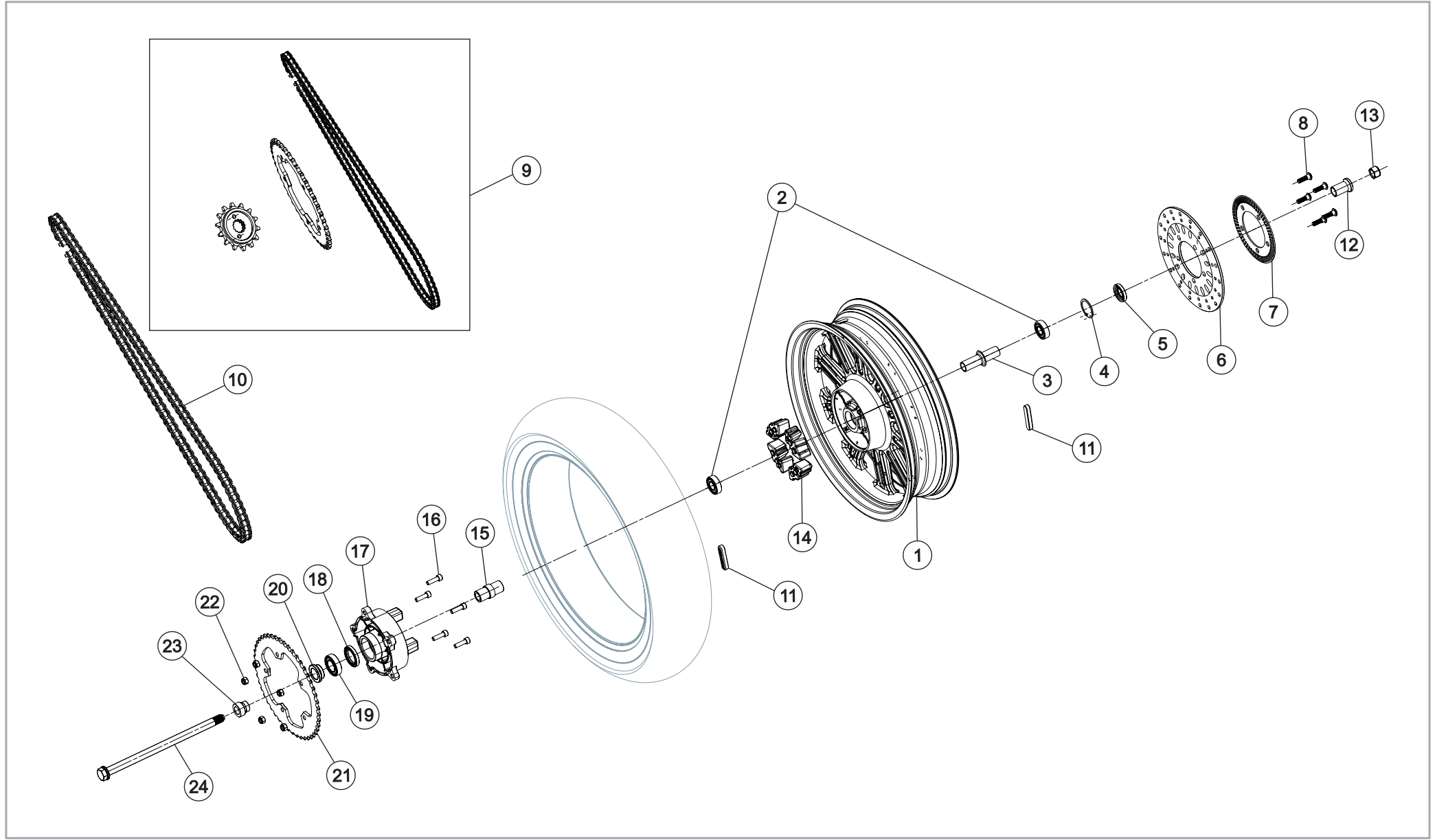


25 REAR FENDER ASSEMBLY



SR. NO.	PART NUMBERS	PART DESCRIPTION	FRT	QTY	REMARKS
31	TSF0301091	NUT HEX M6	0.6	1	
32	TSF0214025	TAPPING SCREW M4X12	0.5	2	
33	TSF0212010	TRUSS HEAD SCREW M5X12 (BLACK)	0.5	1	
34	T13070J10040N	BKT TAIL LAMP MTG BOTTOM LOOSE	0.6	1	
35	T13010J10180N	CONNECTOR CLIP - Araymond	0.3	1	
36	T13070J10180N	REAR REFLECTOR MTG BKT EURO-V	0.2	1	

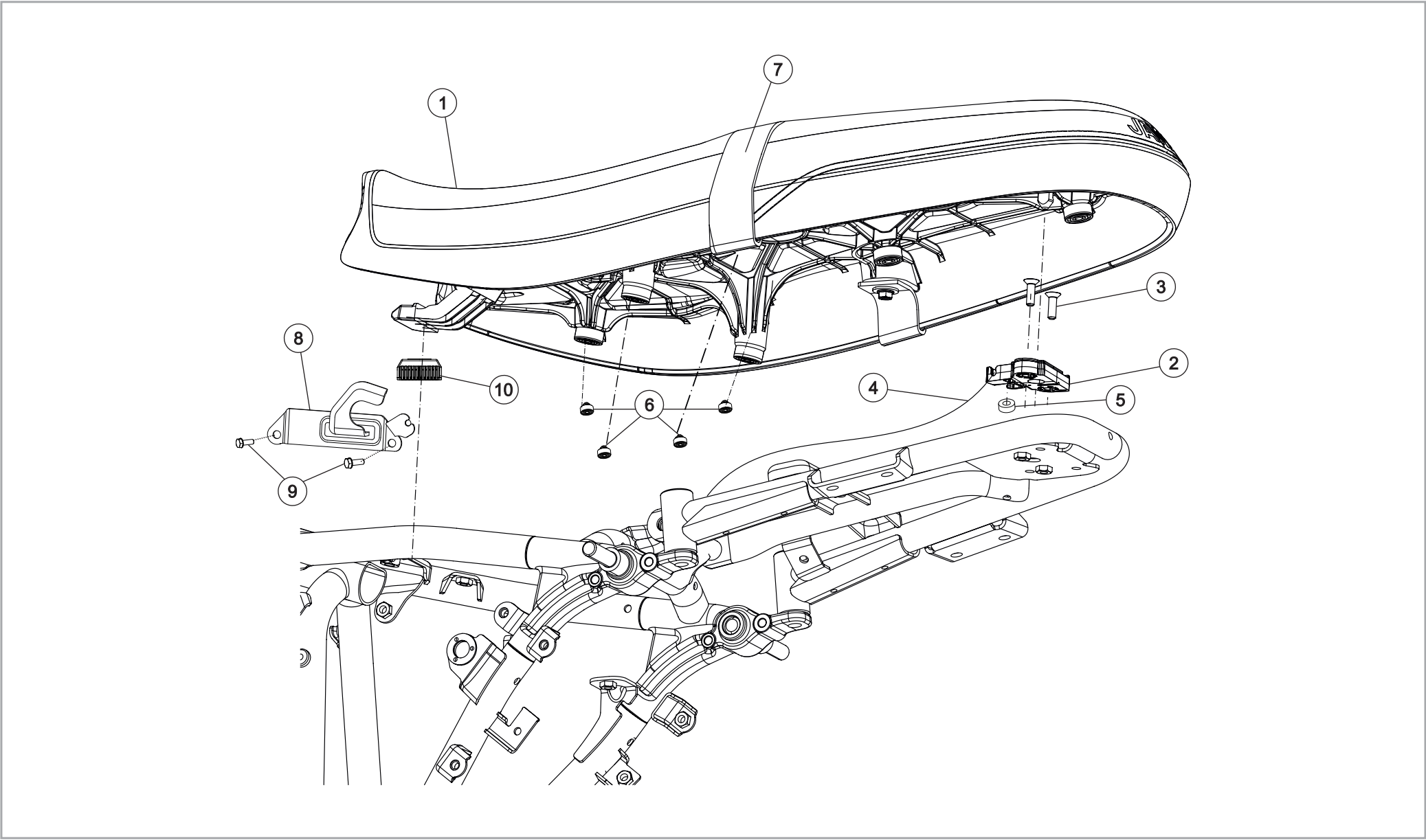
# 26 REAR ALLOY WHEEL ASSEMBLY



# 26 REAR ALLOY WHEEL ASSEMBLY



SR. NO.	PART NUMBERS	PART DESCRIPTION	FRT	QTY	REMARKS
1	T1201AJ20010N	ALLOY WHEEL, REAR, MT 4.25X17	2.0	1	
2	T0601DKW0021N	WHEEL BEARING 6203 (17x40x12)	1.0	2	
3	T1201CKW0050N	SPACER ASSY INNER, REAR WHEEL	0.7	1	
4	SF0602007	CIRCLIP INT - LUG 40X1.75XPH	0.4	1	
5	T0601EKW0021N	FRONT DUST SEAL (A22x40x7) HI-TECH ARAI	0.4	1	
6	T2501GKW0010N	REAR DISC (RH, D=240)	0.9	1	
7	T0602LKE0010N	TONER WHEEL	0.7	1	
8	SF0200097	SCREW SPECIAL M8X1.25X28XA2-70	0.4	5	
9	T14000J20370N	KIT DRIVE CHAIN SPROCKET	1.5	1	
10	T14080Y50030N	CHAIN DRIVE-108 LINKS	1.0	1	
11	T13200KW0510N	PLAQUE WHEEL RIM SILVER	0.4	2	
12	T1201CKW0060N	SPACER REAR WHEEL (RH SIDE) REAR DISC	0.3	1	
13	TSF0318003	SELF LOCK NUT M16	0.1	1	
14	MH01270000500	CUSH DRIVE	0.7	4	
15	T1201CKW0080N	SPACER CUSH DRIVE HOUSING RH	0.6	1	
16	SP0308023	SOCKET HEAD SCREW M8X28	0.2	5	
17	T12010KW0040E	CUSH DRIVE HOUSING, MACHINED	0.7	1	
18	T1201EKW0021N	REAR LH DUST SEAL A31x47x7 HI-TECH ARAI	0.6	1	
19	T1201DKW0031N	CUSH DRIVE HOUSING BEARING 6005(25X47X12)	0.6	1	
20	T1201CKW0020N	SPACER REAR WHEEL (LH SIDE)	0.2	1	
21	T1201MY50020N	CHAIN SPROCKET REAR 47T	1.0	1	
22	MH01680001700	SELF-TAPING NUT FOR M8	0.7	5	
23	T1201CKW0070N	SPACER CUSH DRIVE HOUSING LH	0.3	1	
24	SF0100083	BOLT SPECIAL M16X1.5X305X10.9	0.2	1	

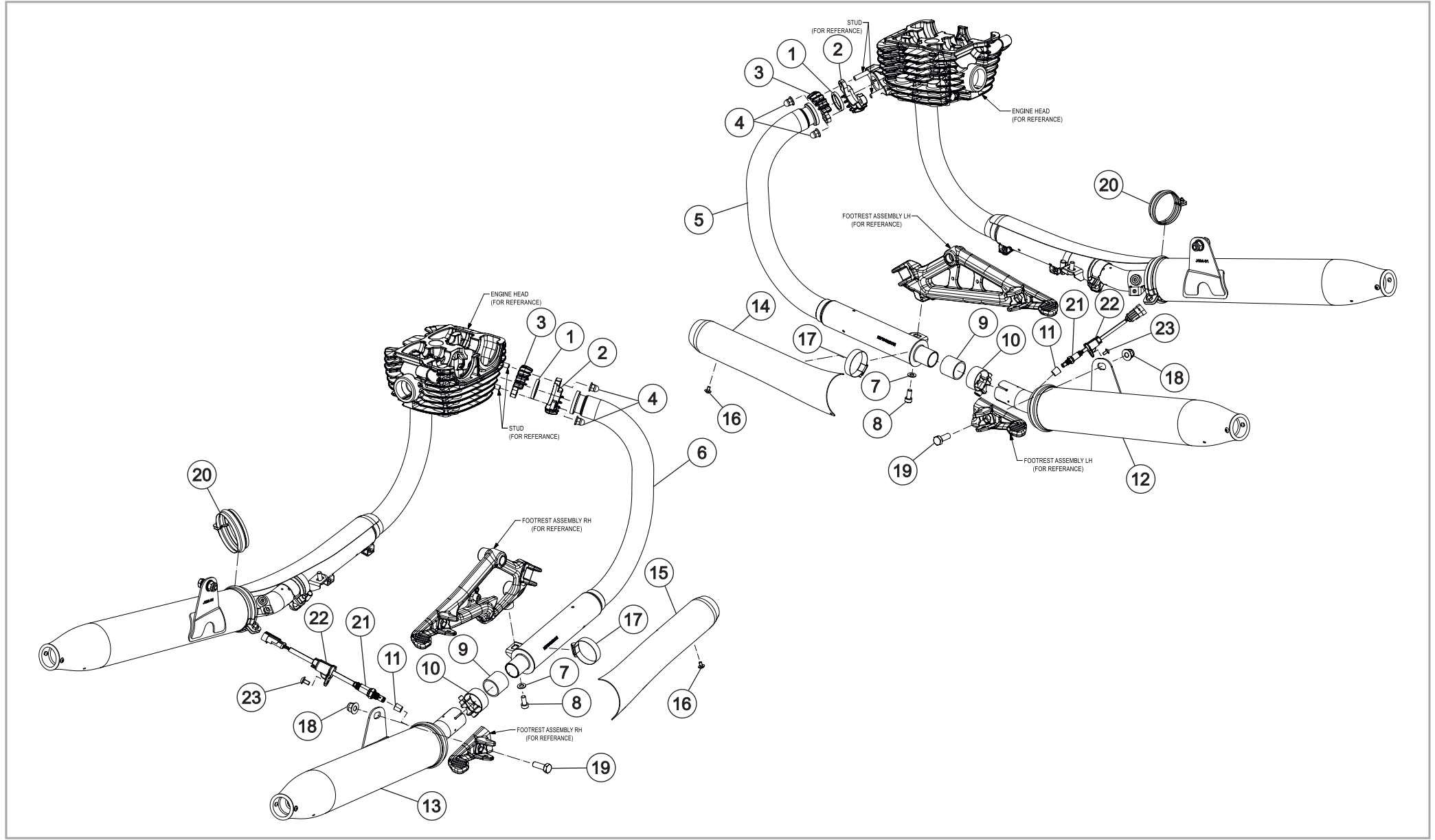


# 27 SEAT ASSEMBLY



SR. NO.	PART NUMBERS	PART DESCRIPTION	FRT	QTY	REMARKS
1	T09010J10010N	SEAT ASSEMBLY	0.3	1	
2	MF01450000400	SEAT LATCH (A02)	0.4	1	
3	SF0211010	SCREW FTCS CR M6X1X20X6.6	0.3	2	
4	T0901GJ10020N	SEAT LOCK CABLE	0.4	1	
5	T0901EB10010N	RUBBER DAMPER SEAT LATCH	0.2	1	
6	T0901EKE1910N	SEAT DAMPER 9MM	0.2	4	
7	T0901BJ10010N	SEAT STRAP	0.4	1	
8	T0901GJ10010N	SEAT LOCK BRACKET	0.4	1	
9	95701-06012-00	FLANGE BOLT M6X12	0.4	2	
10	T0901HJ10010N	SEAT TOUNGE RUBBER DAMPER	0.4	1	

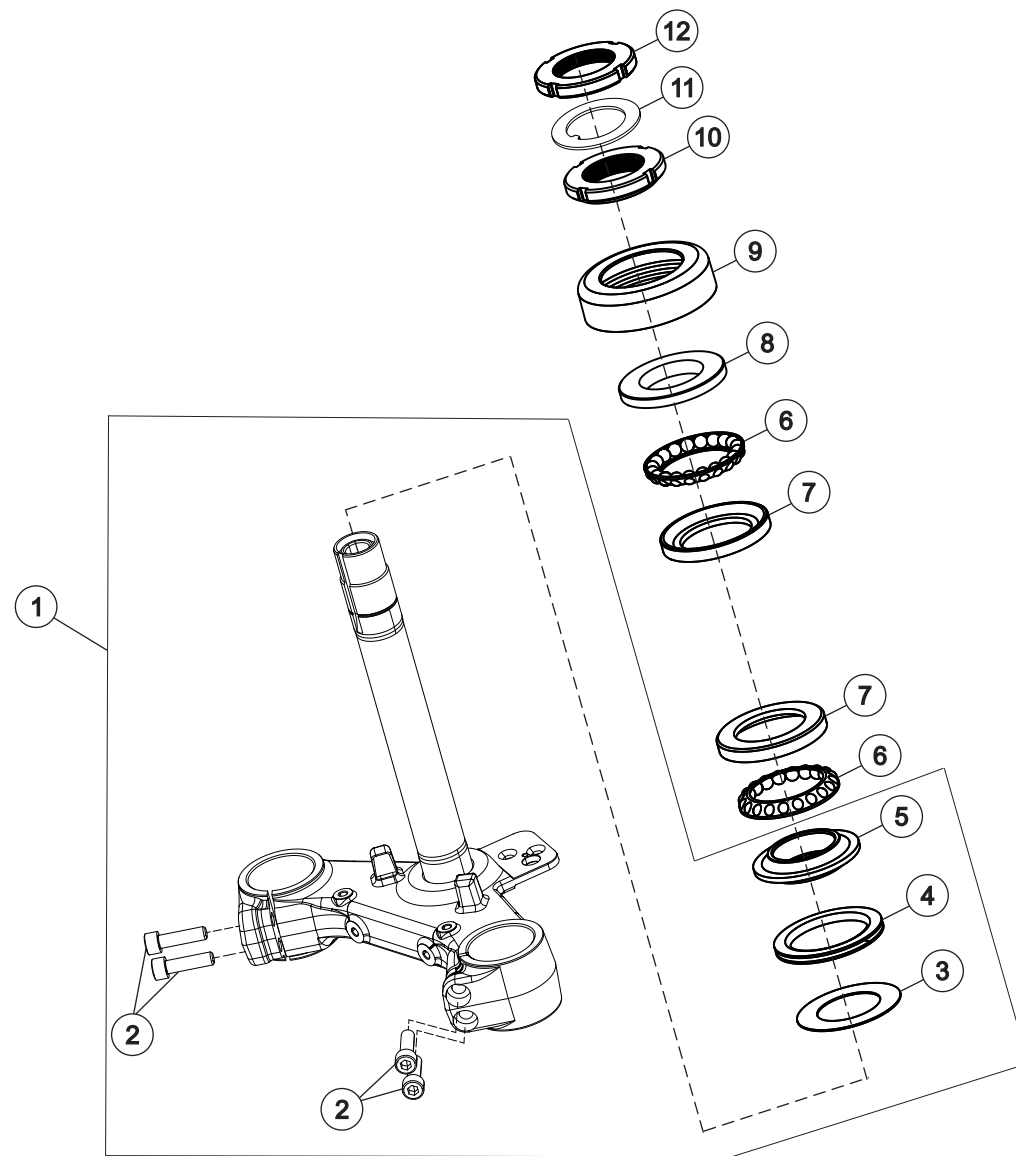
# 28 SILENCER ASSEMBLY



# 28 SILENCER ASSEMBLY



SR. NO.	PART NUMBERS	PART DESCRIPTION	FRT	QTY	REMARKS
1	T0304BKW0010N	EXHAUST GASKET	0.5	2	
2	T0304CKW0070T	EXHAUST FLANGE BOTTOM (T)	0.2	2	
3	T0304CKW0060T	EXHAUST FLANGE TOP (T)	0.2	2	
4	SF0300075	NUT SPECIAL M8X1.25X17X8	0.2	4	
5	T0302CKW1040E	HEADER PIPE ASSEMBLY LH(BLACK)	0.5	1	
6	T0302CKW1030E	HEADER PIPE ASSEMBLY RH(BLACK)	0.5	1	
7	SF0401127	WASHER PLAIN M8X16X1.5	0.3	2	
8	SF0202234	BOLT HEX FL M8X1 25X16X10 9	0.3	2	
9	T0302BKE0450N	GASKET	0.4	2	
10	T0302CKW0250N	EXHAUST CLAMP M40	0.3	2	
11	SF1104035	PLUG TPR SK MC12X1.25 STSL	0.1	2	
12	T03000J10020E	MUFFLER ASSEMBLY LH	0.5	1	
13	T03000J10030E	MUFFLER ASSEMBLY RH	0.5	1	
14	T03030J10010E	SHIELD ASSY LH	0.3	1	
15	T03030J10020E	SHIELD ASSY RH	0.3	1	
16	SF0212043	SCREW RDSKT M5X0.8X8	0.4	2	
17	SF0703030	HOSE CLIP W M51X0.55X12.7XSS	0.1	2	
18	SF0322008	NUT HFL SER M10X1.25X10X8	0.1	2	
19	SF0224051	SCREW SOCKET M10X1.25X30X10.9	0.1	2	
20	T0303AKW0050T	STYLE RING_BLACK MATTE RAVEN TEXTURE	0.1	2	
21	T15000J10040N	LAMBDA SENSOR DOWN STREAM	0.2	2	
22	T0302AJ10170E	COVER LAMBDA SENSOR(BLACK)	0.2	2	
23	SF0212037	SCREW RDSKT M6X1X12XA2-70	0.2	2	

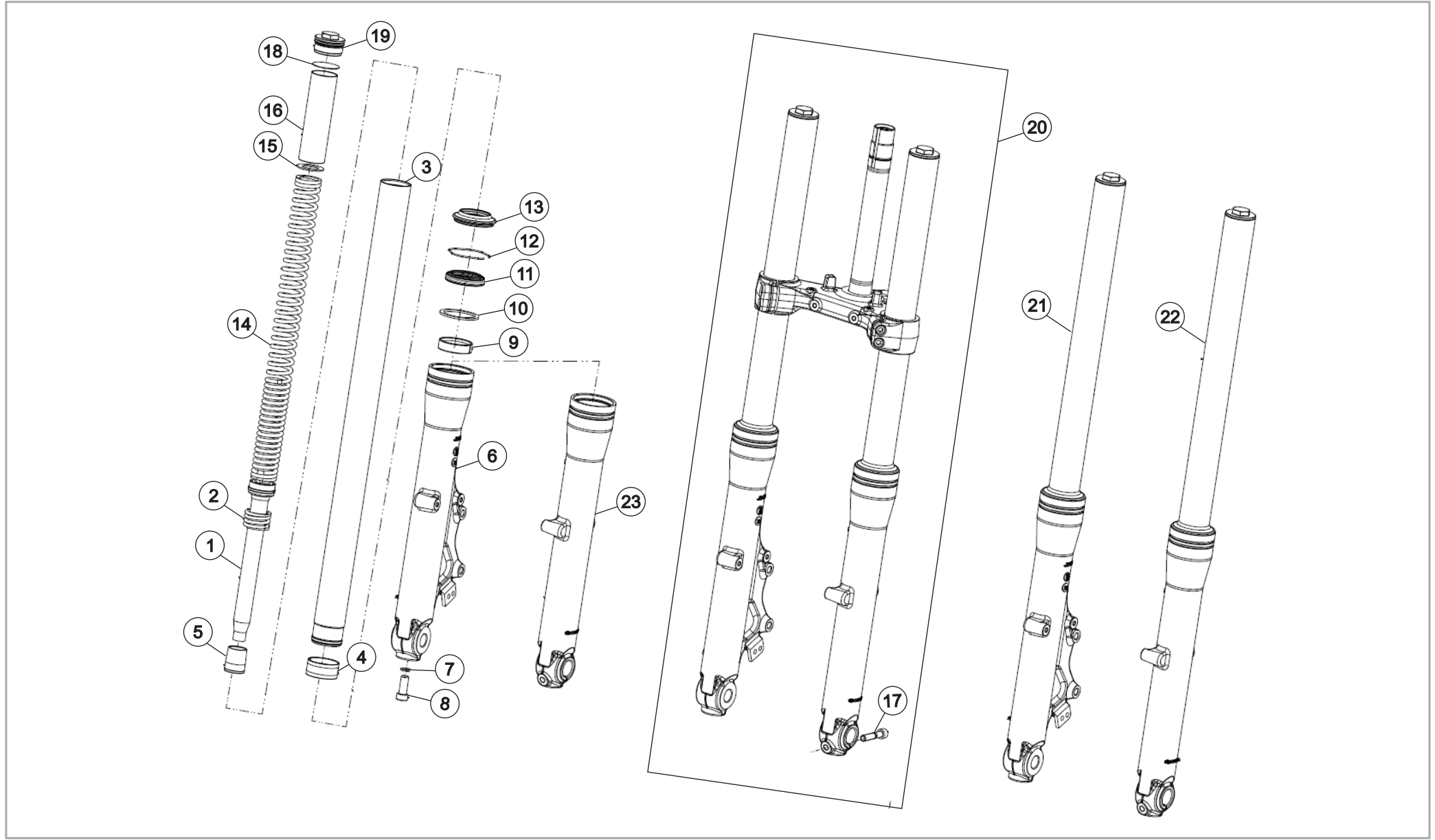


# 29 STEERING



SR. NO.	PART NUMBERS	PART DESCRIPTION	FRT	QTY	REMARKS
1	T05020J20020N	UNDER BRACKET ASSEMBLY	1.0	1	
2	SF0224181	SOCKET HEAD SCREW M8X28	0.4	4	
3	T0505BKW0020N	STEERING DUST SEAL WASHER	2.0	1	
4	T0505BKW0010N	STEERING DUST SEAL	2.0	1	
5	T05000KW0070N	BOTTOM INNER BALL RACE	2.0	1	
6	T0505NKW0010N	STEERING BALL (DIA 6.35) WITH CAGE	2.0	2	
7	T05010KW0020N	OUTER BALL RACE	2.0	2	
8	T05000KW0090N	TOP INNER BALL RACE	2.0	1	
9	T05010KW0010N	DUST CAP TOP STEERING BEARING	2.0	1	
10	T0505CY50010E	STEERING NUT	1.0	1	
11	T0505CB10030N	WASHER, STEERING LOCKNUT	1.0	1	
12	T0505CY50020E	STEERING LOCK NUT	1.0	1	

# 30 FRONT FORK ASSEMBLY

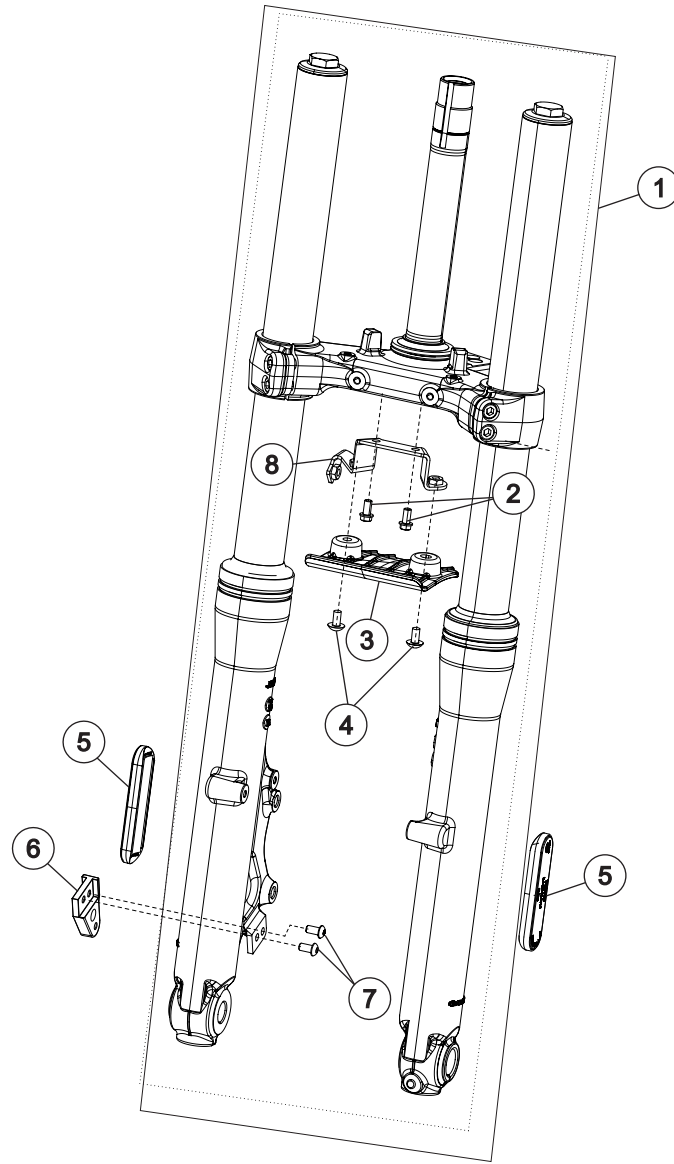


# 30 FRONT FORK ASSEMBLY



SR. NO.	PART NUMBERS	PART DESCRIPTION	FRT	QTY	REMARKS
1	T05000J20060N	PISTON (PISTON+PISTON RING)	1.3	2	
2	T05000B10010N	REBOUND SPRING	1.3	2	
3	T05000J20050N	INNER TUBE ASSEMBLY	1.3	2	
4	T05010B10080N	SLIDE BUSH	1.3	2	
5	T05010B10090N	SPINDLE TAPER	1.3	2	
6	T05040J20050N	OUTER TUBE RH_DARK	1.3	1	
7	T05010KW0140N	GASKET	1.3	2	
8	T05010KW0150N	BOLT M10X1	1.3	2	
9	T05010B10120N	GUIDE BUSH	1.3	2	
10	T05010B10130N	DU BUSH WASHER	1.3	2	
11	T05010B10140N	OIL SEAL	1.3	2	
12	T05010B10150N	CIRCLIP (SNAP RING)	1.3	2	
13	T05010B10160N	DUST SEAL	1.0	2	
14	T05000J20070N	SPRING-1	0.8	2	
15	T05010B10190N	WASHER_SPACER	0.8	2	
16	T05000J20080N	SPACER	0.6	2	
17	T0502BKW0040N	SOCKET HEADED BOLT (M8x42)	0.2	1	
18	T05000J20090N	WASHER AL	0.4	2	
19	T05000Y50060N	BOLT CAP ASSEMBLY	0.4	2	
20	T05010J20050N	FRONT FORK ASSY	1.3	1	
21	T05040J20020N	FORK LEG ASSY RH	1.0	1	
22	T05030J20020N	FORK LEG ASSY LH	1.0	1	
23	T05030J20030N	OUTER TUBE LH	1.3	1	

# 31 FRONT FORK MOUNTINGS

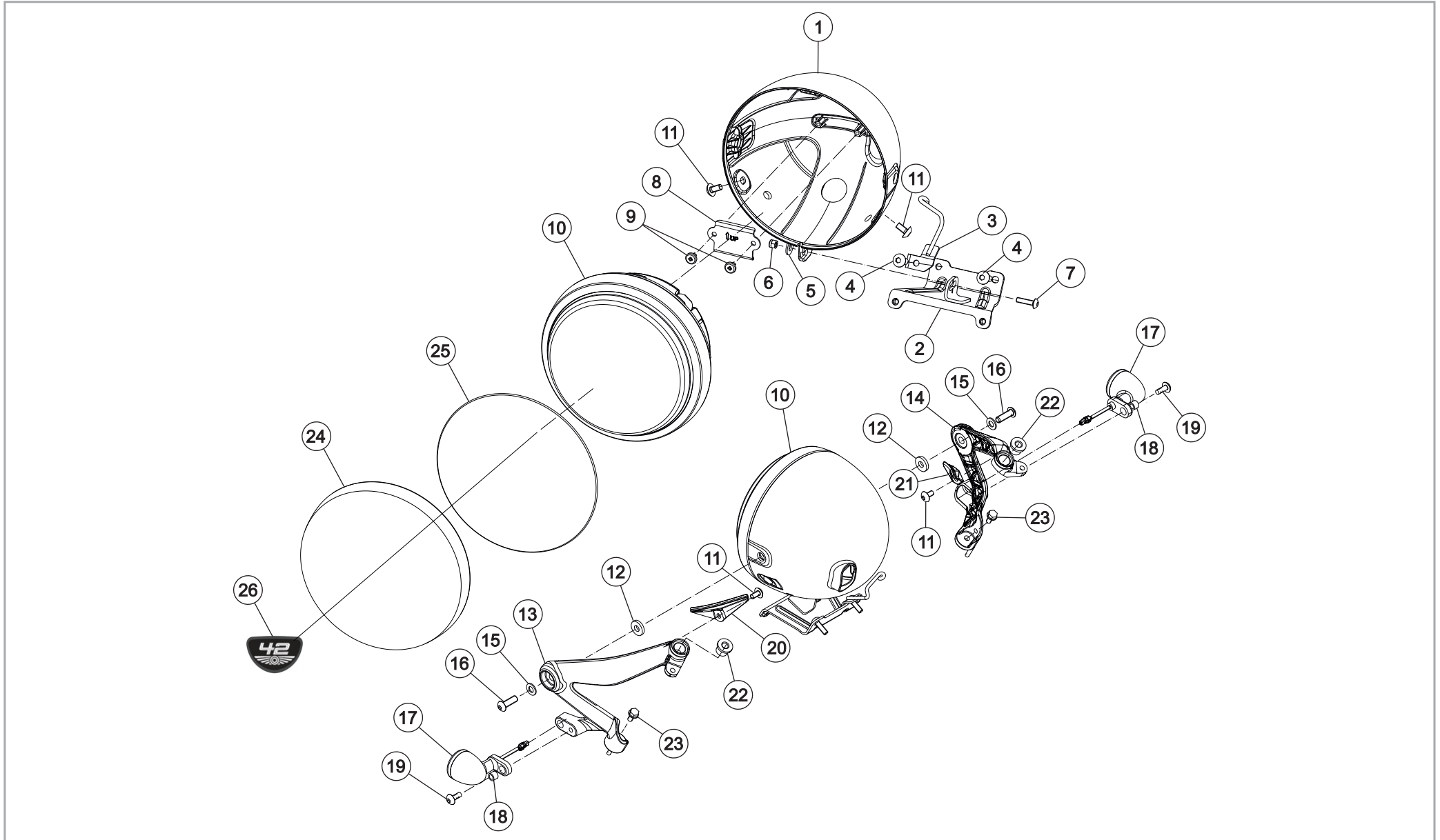


# 31 FRONT FORK MOUNTINGS



SR. NO.	PART NUMBERS	PART DESCRIPTION	FRT	QTY	REMARKS
1	T05010J20050N	FRONT FORK ASSEMBLY	1.3	1	
2	95701-06012-00	BOLT FL.6 X 12	0.4	2	
3	T13000KW0060N	AIR DEFLECTOR RR MNTG	0.4	1	
4	SF0212037	SCREW RDSKT M6X1X12XA2-70	0.3	2	
5	T1501FB10020N	SIDE REFLEX REFLECTOR_LUMAX	0.4	2	
6	T05040J20030E	WSS_MOUNTING_LUG_BLACK	0.2	1	
7	SP0706018	SCREW TBEI M6X12 UNI 7380	0.2	2	
8	T05000KW0270N	AIR DEFLECTOR MOUNTING BRACKET	0.5	1	

# 32 FAIRING ASSEMBLY

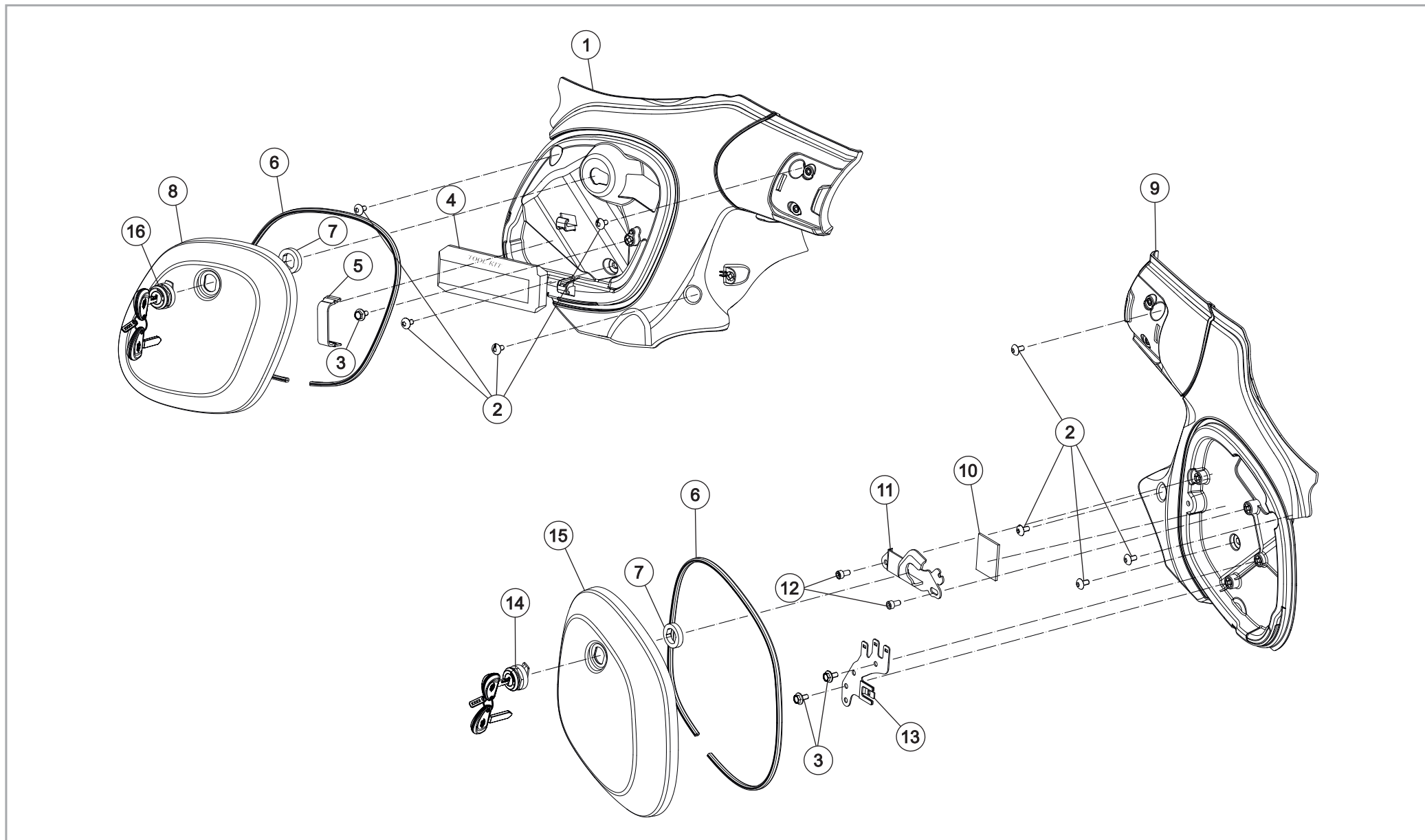


# 32 FAIRING ASSEMBLY



SR. NO.	PART NUMBERS	PART DESCRIPTION	FRT	QTY	REMARKS
1	T13190J10010E	HEADLAMP COWL MATTE EBONY BLACK	0.3	1	BLACK MATTE BLACK
2	T14060J10010N	NUMBER PLATE MOUNTING BRACKET FRONT	0.2	1	
3	T13160J10100N	FRONT BRAKE HOSE GUIDE	0.1	1	
4	SF0212050	SCREW RDSKT M6X1X20X8.8	0.1	2	
5	SF0401129	WASHER PLAIN G6.3X15.8X1.65	0.1	1	
6	SF0302157	NUT NYLOC M5X0.8X6.8X6	0.1	1	
7	SF0212040	SCREW RDSKT M5X0.8X20X8.8	0.1	1	
8	T13160J20140N	HEADLAMP COVER CONNECTOR CAP	0.5	1	
9	SF0216001	SCREW TPPA CR ST4.2X1.4X9.5 C WH	0.5	2	
10	T1501DY50020E	HEADLAMP (BLACK)	0.4	1	
11	SF0212023	SCREW RDSKT M6X1X12XA2-70	0.2	4	
12	T13160KW0200N	RUBBER WASHER M8	0.2	2	
13	T13160J10040N	HEADLAMP STAY LH	0.3	1	
14	T13160J10050N	HEADLAMP STAY RH	0.3	1	
15	SF0401127	WASHER PLAIN M8X16X1.5	0.1	2	
16	SF0212032	SCREW RDSKT M8X1.25X25XA2-70	0.1	2	
17	T1501GJ30050N	TURN SIGNAL LAMP	0.2	2	
18	T13000B10220N	COLLAR FOR M6	0.1	2	
19	SF0212048	SCREW RDSKT M6X1X16X8.8	0.1	2	
20	T13190J10040N	CABLE PROTECTOR LH	0.1	1	
21	T13190J10050N	CABLE PROTECTOR RH	0.1	1	
22	T13160J10070N	SPECIAL LOCATING BUSH	0.1	2	
23	TSF0102282	FLANGE BOLT M6*14	0.1	2	
24	T1501DY50100E	HEAD LAMP OUTER RIM – BLACK	0.3	1	
25	T1501DJ10060N	HEAD LAMP O-RING	0.4	1	
26	T13000J10030N	BADGE HEAD LAMP	0.3	1	

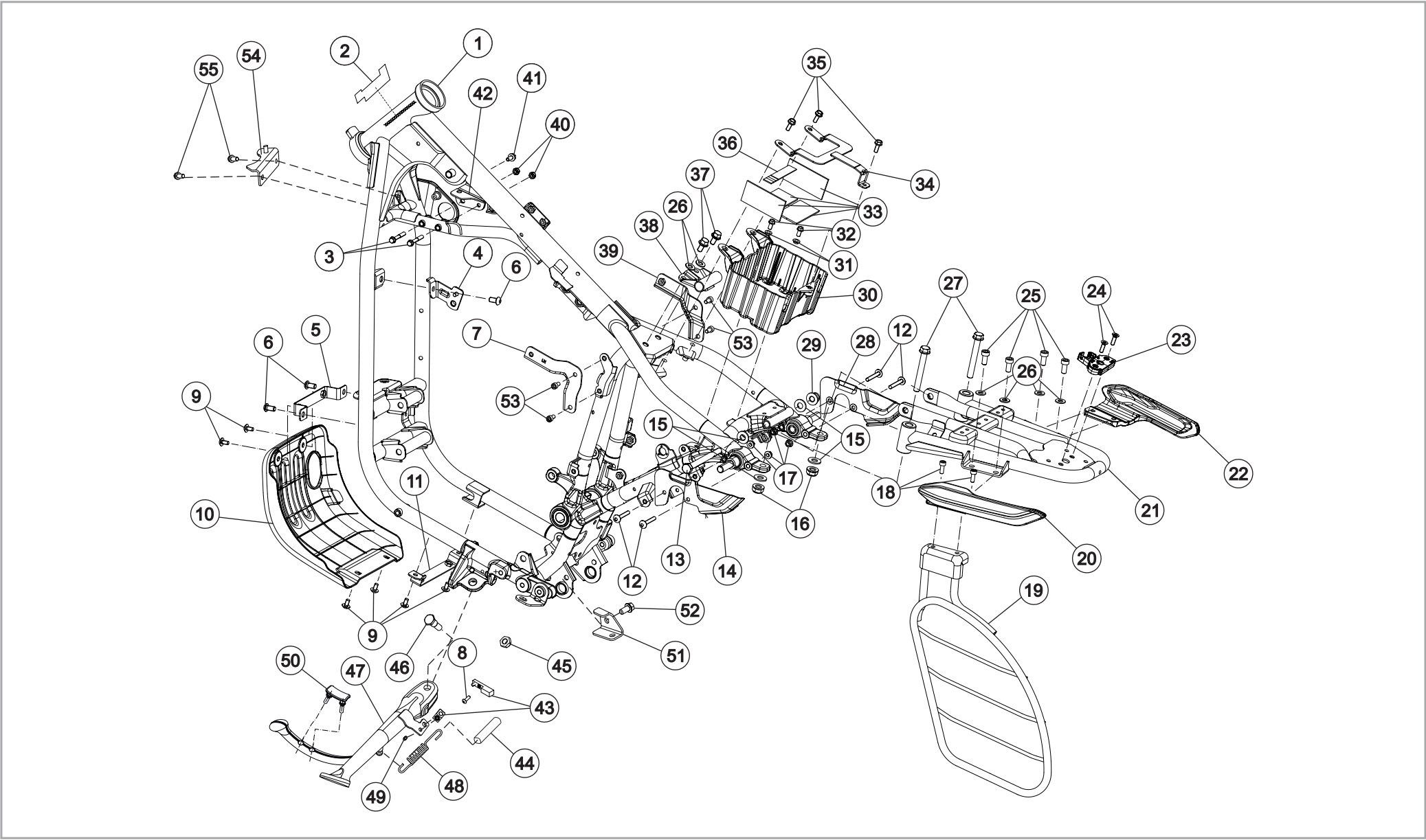
# 33 SIDE PANEL LH & RH ASSEMBLY



# 33 SIDE PANEL LH & RH ASSEMBLY



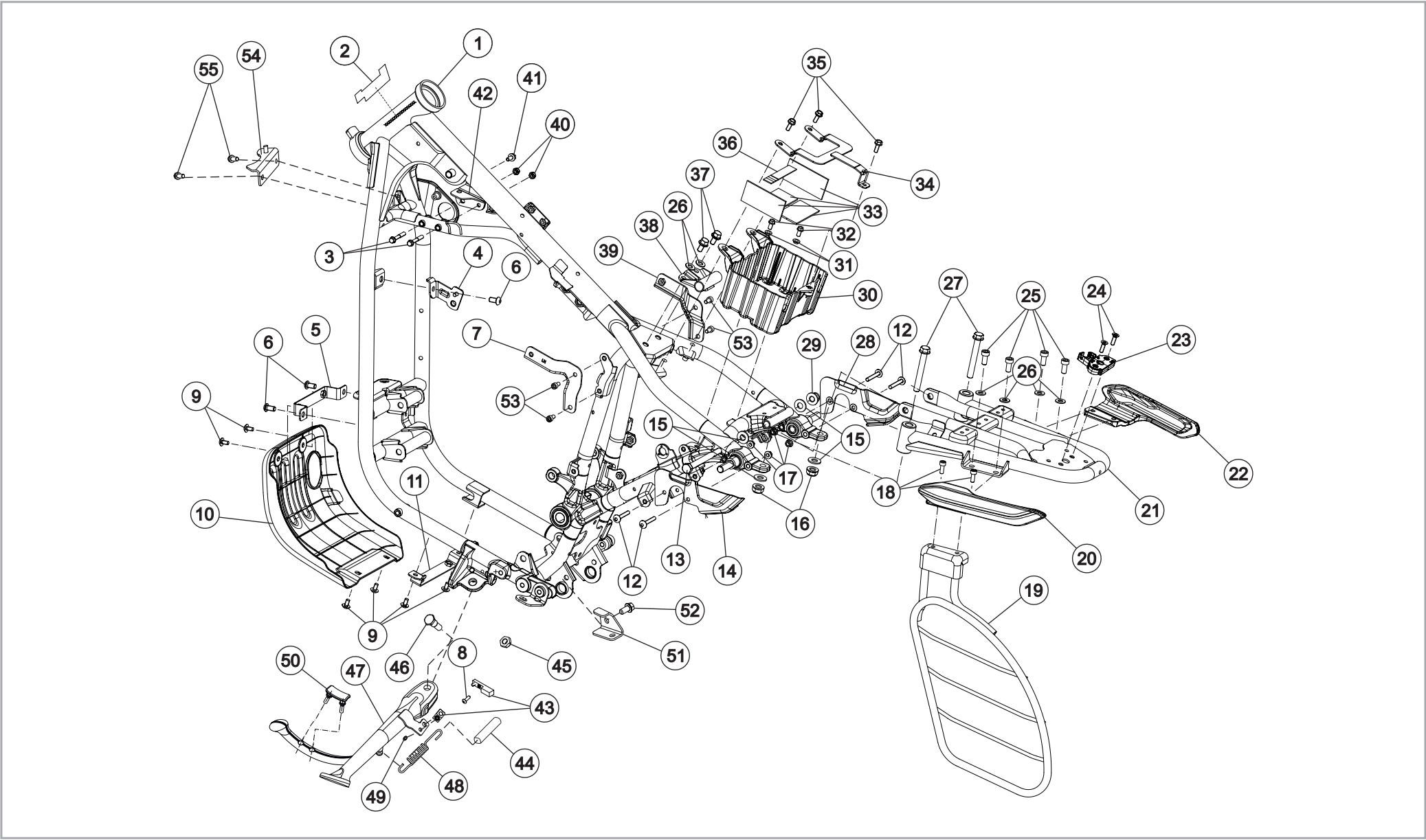
SR. NO.	PART NUMBERS	PART DESCRIPTION	FRT	QTY	REMARKS
1	T13010J10090E	SIDE PANEL RH TEXTURED BLACK	0.5	1	
2	95701-06016-00	BOLT FLANGE 6X16	0.2	8	
3	SP0906041	FLANGE BOLT M6X12	0.2	3	
4	T14010KW0010N	TOOL KIT	0.2	1	
5	T14010KE0010N	TOOL KIT BAND	0.2	1	
6	T13010KW0120N	BEAD SIDE PANEL	0.1	2	
7	T18080KS0020N	DAMPER SIDE PANEL LOCK	0.2	2	
8	T13000J10020E	BOX SIDE PANEL RH MATTE EBONY BLACK	0.1	1	BLACK MATTE BLACK
9	T13010J10080E	SIDE PANEL LH TEXTURED BLACK	0.5	1	
10	T1503AKG0170E	PAD BATTERY	0.2	1	
11	T0901GJ10010N	SEAT LOCK BRACKET	0.2	1	
12	SP0306006	SOCKET HEAD SCREW M6X12	0.2	2	
13	T13010KW0090N	FUSE BOX MOUNTING BRACKET	0.2	1	
14	T13000J10060N	KIT SIDE COVER LOCK WITH KEY	0.1	2	
15	T13000J10010E	BOX SIDE PANEL LH MATTE EBONY BLACK	0.1	1	BLACK MATTE BLACK



# 34 FRAME ASSEMBLY / FRAME & MOUNTINGS / SIDE STAND / GRAB HANDLES



SR. NO.	PART NUMBERS	PART DESCRIPTION	FRT	QTY	REMARKS
1	T08000J10120N	FRAME ASSEMBLY KIT WITH OUTER BALL RACE	14	1	
2	T08000J10010N	ANTI ABRASIVE TAPE HEAD PIPE	0.3	1	
3	SP0906032	FLANGE BOLT SH - M6 X 40	0.8	2	
4	T08000J20420N	HORN MOUNTING BRACKET	0.2	1	
5	T08000KW0800N	BASH PLATE MOUNTING BRACKET	0.4	1	
6	95701-08020-07	BOLT FLANGE 8X20	0.2	3	
7	T08000J10080N	SIDE COVER MOUNTING LH BRACKET OOSE	0.2	1	
8	93500-04010-OH	SCREW PAN 4X10	0.1	1	
9	95701-06012-00	FLANGE BOLT M6X12	0.2	6	
10	T08000KW0630N	BASH PLATE	0.6	1	
11	T08000KW0830N	BASH PLATE MOUNTING BRACKET LOWER	0.4	1	
12	SF0212027	SCREW RDSKT M6X1X40XA2-70	0.2	4	
13	SF0101088	BOLT HEX M10X1.5X110X8.8XZN	0.2	1	
14	T08000J10090E	FRAME COVER LH	0.2	1	
15	TSF0401130	WASHER M10 (10X22X2.0)	0.3	4	
16	TSF0318009	FLANGE U NUT M10X1.5	0.3	2	
17	65538380	NUT FLANGE 6MM	0.2	4	
18	SP0306011	SOCKET HEAD SCREW M6X16	0.2	2	
19	T14050J10010N	SAREE GUARD	0.6	1	
20	T14000J10020N	PILLION GRAB HANDLE LH	0.3	1	
21	T08000J10100N	SUB FRAME ASSEMBLY	0.7	1	
22	T14000J10030N	PILLION GRAB HANDLE RH	0.3	1	
23	MF01450000400	SEAT LATCH (A02)	0.5	1	
24	SF0211010	SCREW FTCS CR M6X1X20X6.6	0.2	2	
25	SF0202234	BOLT HEX FL M8X1 25X16X10 9	0.2	4	
26	TSF0401129	WASHER M8 (8.4X17X1.6)	0.2	6	
27	TSF0102301	FLANGE BOLT M10 X 75	0.4	2	
28	T08000J10110E	FRAME COVER RH	0.2	1	
29	SF0315017	NUT HX NYL FL M10X1.50X13.5X10	0.2	1	
30	T08000KW0220N	BATTERY BOX	0.5	1	

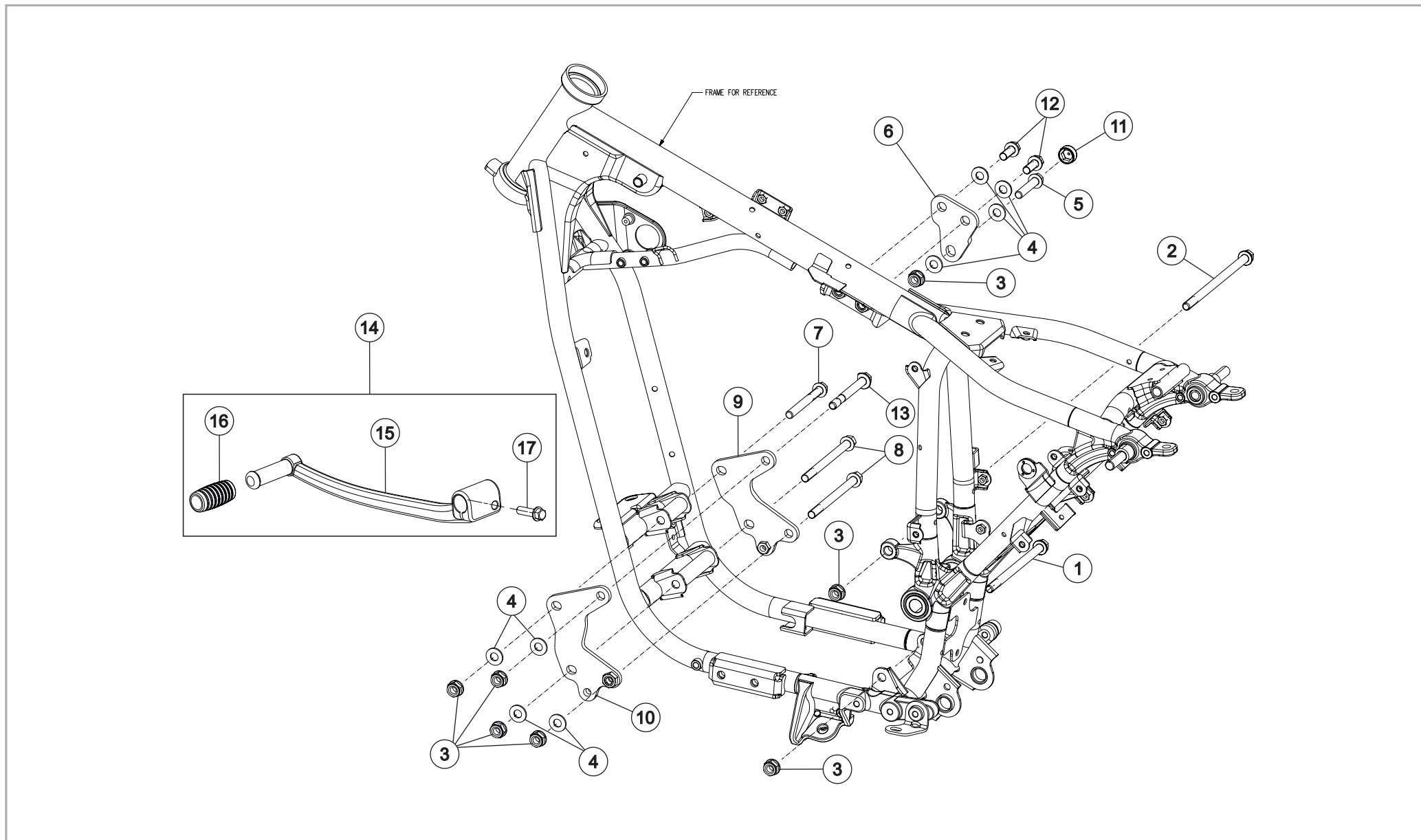


# 34 FRAME ASSEMBLY / FRAME & MOUNTINGS / SIDE STAND / GRAB HANDLES



SR. NO.	PART NUMBERS	PART DESCRIPTION	FRT	QTY	REMARKS
31	MH01790003300	SPACER H=4 FOR M6	0.5	2	
32	SP0906041	FLANGED HEAD BOLT-SH M6X12	0.5	2	
33	T1503DKE0250N	PAD BATTERY BOX	0.4	4	
34	T08000KW0490N	BATTERY CLAMP	0.2	1	
35	95701-06016-00	BOLT FLANGE 6X16	0.2	3	
36	T15010KE0840N	FOAM BATTERY CLAMP	0.4	1	
37	SF0202234	BOLT HEX FL M8X1.25X16X10.9	0.2	2	
38	T1001BJ10010N	FUEL TANK REAR MOUNTING BRACKET ASSEMBLY	0.2	1	
39	T08000J10070N	SIDE COVER MOUNTING RH BRACKET LOOSE	0.2	1	
40	TSF0318007	M6 NYLOC NUT (BLACK)	0.2	2	
41	TSF0102282	FLANGE BOLT M6*14	0.2	1	
42	T08000KW0380N	DUAL CHANNEL ABS MOUNTING BRACKET	0.8	1	
43	T1501MKW0050N	SIDE STAND SWITCH ASSEMBLY	0.6	1	
44	T20000KW0140N	RUBBER SLEEVE , RETURN SPRING	0.1	1	
45	SF0302158	NUT NYLOC M10X1.25X11.50X6	0.2	1	
46	T2302BKW0020N	STEP BOLT SIDE STAND	0.3	1	
47	T2301AJ20010N	SIDE STAND BLACK	0.5	1	
48	T2302BKW0010N	SPRING SIDE STAND	0.1	1	
49	SF0225044	SCREW PHCC LP M4X0.7X10X8.8	0.1	1	
50	T14000KW0570N	SIDE STAND RUBBER STOPPER	0.1	1	
51	T08000J10170N	BRACKET LAMBDA SENSOR	0.1	1	
52	SF0202346	SCREW HEX FL M6X1X12X8.8	0.1	1	
53	95701-06012-00	FLANGE BOLT M6X12	0.2	4	
54	T08010KW0490E	ADD-ON BRACKET FOR STEERING LOCK	0.4	1	
55	95801-06018-07	FLANGE BOLT 618	0.3	2	

# 35 ENGINE MOUNTING SYSTEM

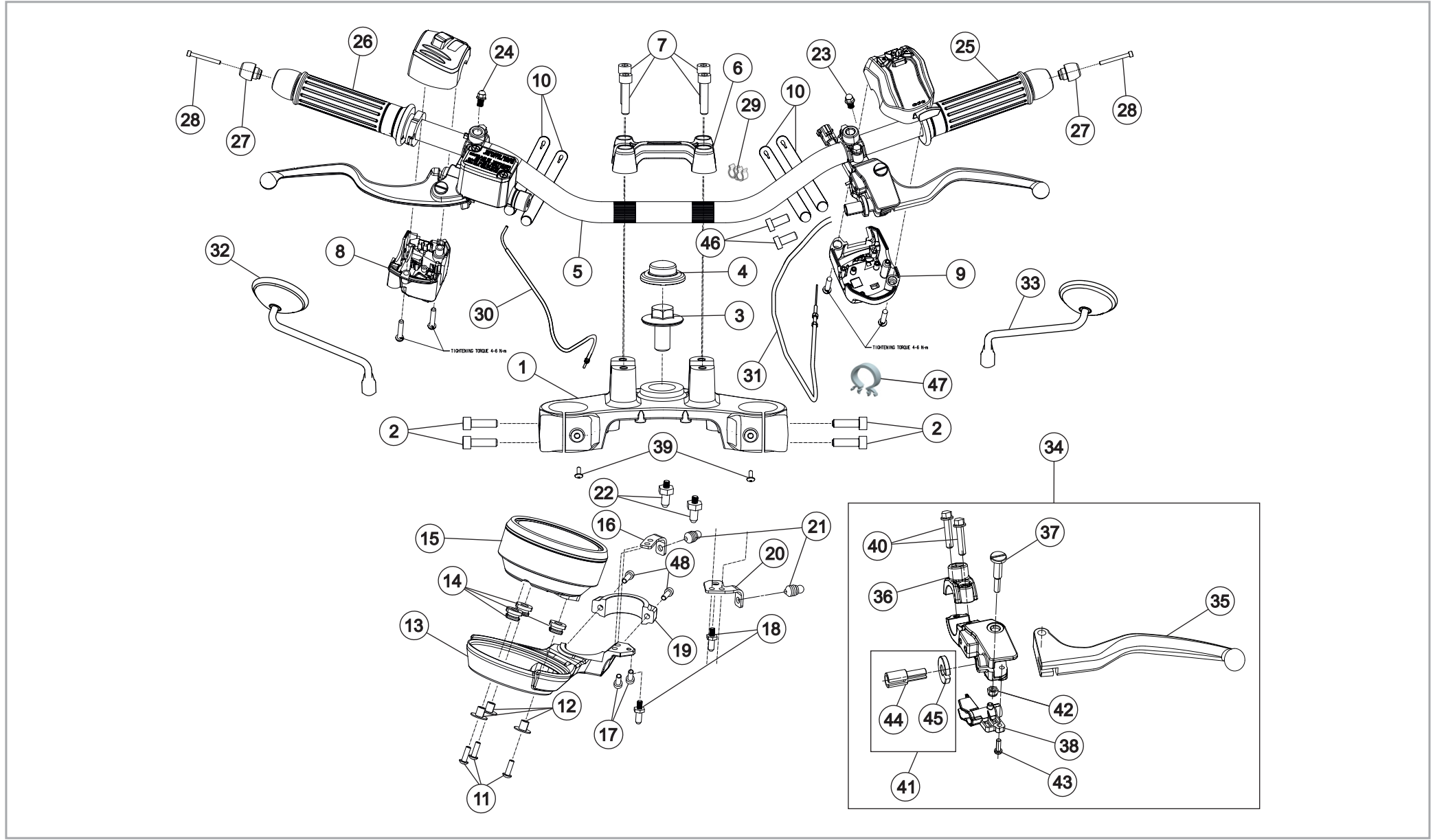


# 35 ENGINE MOUNTING SYSTEM



SR. NO.	PART NUMBERS	PART DESCRIPTION	FRT	QTY	REMARKS
1	SF0102545	BOLT HEX FL M10X1.25X150X10.9	0.9	1	
2	SF0102544	BOLT HEX FL M10X1.25X175X10,9	0.7	1	
3	TSF0318009	FLANGE U NUT M10X1.5	0.7	7	
4	TSF0401130	WASHER M10 (10X22X2.0)	1.0	8	
5	TSF0102302	FLANGE BOLT M10 X 50	0.7	1	
6	T2101DKW0030E	TOP ENGINE BRACKET LH	0.7	1	
7	TSF0102299	FLANGED BOLT M10X90	0.7	1	
8	TSF0102300	FLANGED BOLT M10 X 125	0.8	2	
9	T2101DKW0020E	FRONT ENGINE BRACKET RH	0.7	1	
10	T2101DKW0010E	FRONT ENGINE BRACKET LH	0.7	1	
11	T14000Y50630N	CAP M10 BOLT	0.1	1	
12	SF0102038	FLANGE BOLT M10X25	0.7	2	
13	SF0100129	BOLT SPECIAL M10X1.25X90X10.9	0.8	1	
14	T0215DKW0030E	GEAR SHIFT LEVER ASSLY (SUB ASSEMBLY - BLACK)	0.3	1	
15	T0215DKW0020T	GEAR SHIFT LEVER COMPLETE (BLACK)	0.2	1	
16	MH00590000400	GRIP GEAR LEVER	0.2	1	
17	SP0906029	FLANGE BOLT M6 x 20 (WHITE)	0.2	1	

# 36 HANDLE BAR ASSEMBLY



# 36 HANDLE BAR ASSEMBLY



SR. NO.	PART NUMBERS	PART DESCRIPTION	FRT	QTY	REMARKS
1	T0505DJ20010T	UPPER BRACKET	0.8	1	
2	SF0224181	SCREW SOCKET M8X1.25X28X10.9	0.6	4	
3	T07000KW0050N	STEERING TOP BOLT M16X1.25X31X8.8	0.5	1	
4	T07000KW0060N	CAP STEERING BOLT	0.1	1	
5	T0701BJ10010N	HANDLE BAR TUBE	1.0	1	
6	T0701GJ10010N	HANDLE BAR HOLDER UPPER	0.5	1	
7	SF0224009	SCREW SOCKET M8X1.25X33X10.9XZN	0.2	4	
8	T1501MJ20020N	SWITCH ASSEMBLY RH	0.5	1	
9	T1501MJ20010N	SWITCH ASSEMBLY LH	0.4	1	
10	T15000KW0050N	RUBBER STRAP	0.2	4	
11	SF0212036	SCREW RDSKT M5X0.8X16X8.8	0.2	3	
12	T08020B10020N	COLLAR M5X8I	0.1	3	
13	T13180J10010N	SPEEDOMETER BRACKET	0.8	1	
14	T13180AE0030E	GROMMET FOR M6	0.2	3	
15	T1501HJ10020N	SPEEDOMETER	0.8	1	
16	T05000J10020N	GUIDE PLATE TOP RH	0.1	1	
17	SF0105027	SCREW RDSKT M6X12X8.8	0.2	2	
18	T13160J10080N	ORIENTATION STOPPER	0.2	2	
19	T13160J10090N	HOLDER SPEEDO MTG BKT	0.8	1	
20	T05000J10010N	GUIDE PLATE TOP LH	0.2	1	
21	T25010KW0034N	CABLE TIE CLAMP ARAYMOND	0.2	2	
22	T13160J10060N	SPECIAL LOCATING ROD	0.2	2	
23	T0701CJ30010N	PLUG CAP LH	0.1	1	
24	T0701CJ30020N	PLUG CAP RH	0.1	1	
25	T0701DB10010N	HANDLE GRIP LH	0.4	1	
26	T0701DB10020N	THROTTLE CONTROL TUBE WITH HANDLE GRIP RH	0.5	1	
27	T0701JKW0020N	COUNTER WEIGHT BLACK	0.1	2	
28	SF0105025	BOLT SOCKET M6X1X60X8.8	0.1	2	
29	0116CAG01001N	CLIP WINDSHIELD WASHER TUBE	0.2	1	
30	T2401DY40010N	THROTTLE CABLE ASSLY	0.6	1	

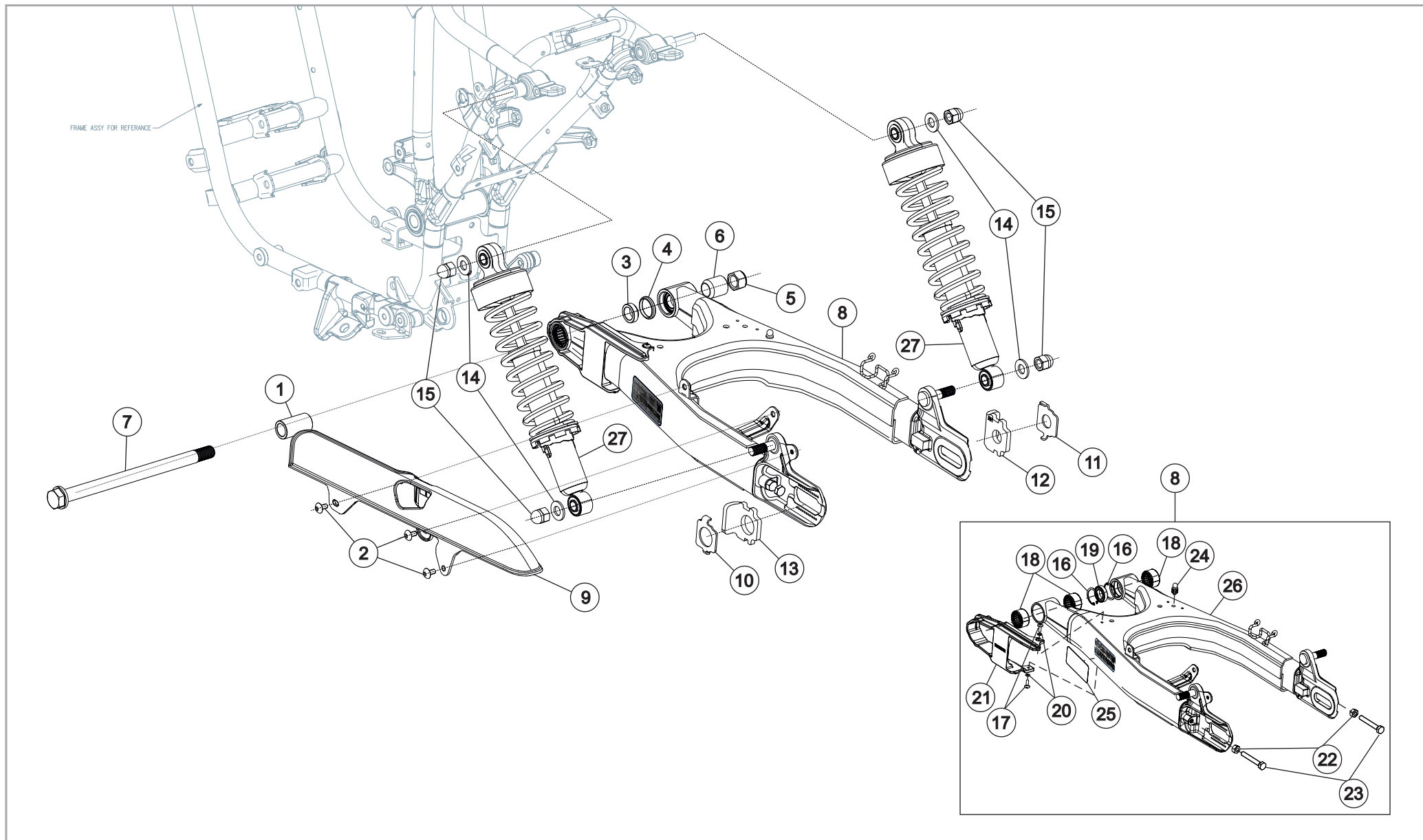


# 36 HANDLE BAR ASSEMBLY



SR. NO.	PART NUMBERS	PART DESCRIPTION	FRT	QTY	REMARKS
31	T2401HJ20010N	CLUTCH CABLE ASSEMBLY	0.6	1	
32	T14040KW0070N	MIRROR ASSY RH BLACK	0.2	1	
33	T14040KW0060N	MIRROR ASSY LH BLACK	0.2	1	
34	T0701CY50020N	CLUTCH LEVER ASSEMBLY	0.7	1	
35	T0701CY50120E	CLUTCH LEVER BLACK	0.2	1	
36	T0701CY50040N	HOLDER UPPER	0.2	1	
37	T0701CY50050N	PIVOT CLUTCH LEVER	0.3	1	
38	T0701CB10030N	CLUTCH SWITCH	0.4	1	
39	SF0212037	SCREW RDSKT M6X1X12X8.8	0.3	2	
40	T0701CY50060N	FLANGE BOLT M6	0.1	2	
41	T0701CY50100N	KIT CHECK NUT	0.4	1	
42	T0701CY50070N	NUT NYLOC M5	0.1	1	
43	T0701CY50110N	SCREW M4 X 10	0.2	1	
44	T07000Y50020N	ADJUSTING SCREW CLUTCH LEVER	0.2	1	
45	T07000Y50030N	CHECK NUT CLUTCH LEVER	0.2	1	
46	TSF0224077	BOLT, SOCKET HEAD M5X0.8X10_WHITE PASSIVATION	0.2	1	
47	T24000Y40010N	GUIDE CLUTCH CABLE	0.2	2	
48	SF0224183	SCREW RDSKT M5X0.8X20X8.8	0.2	2	

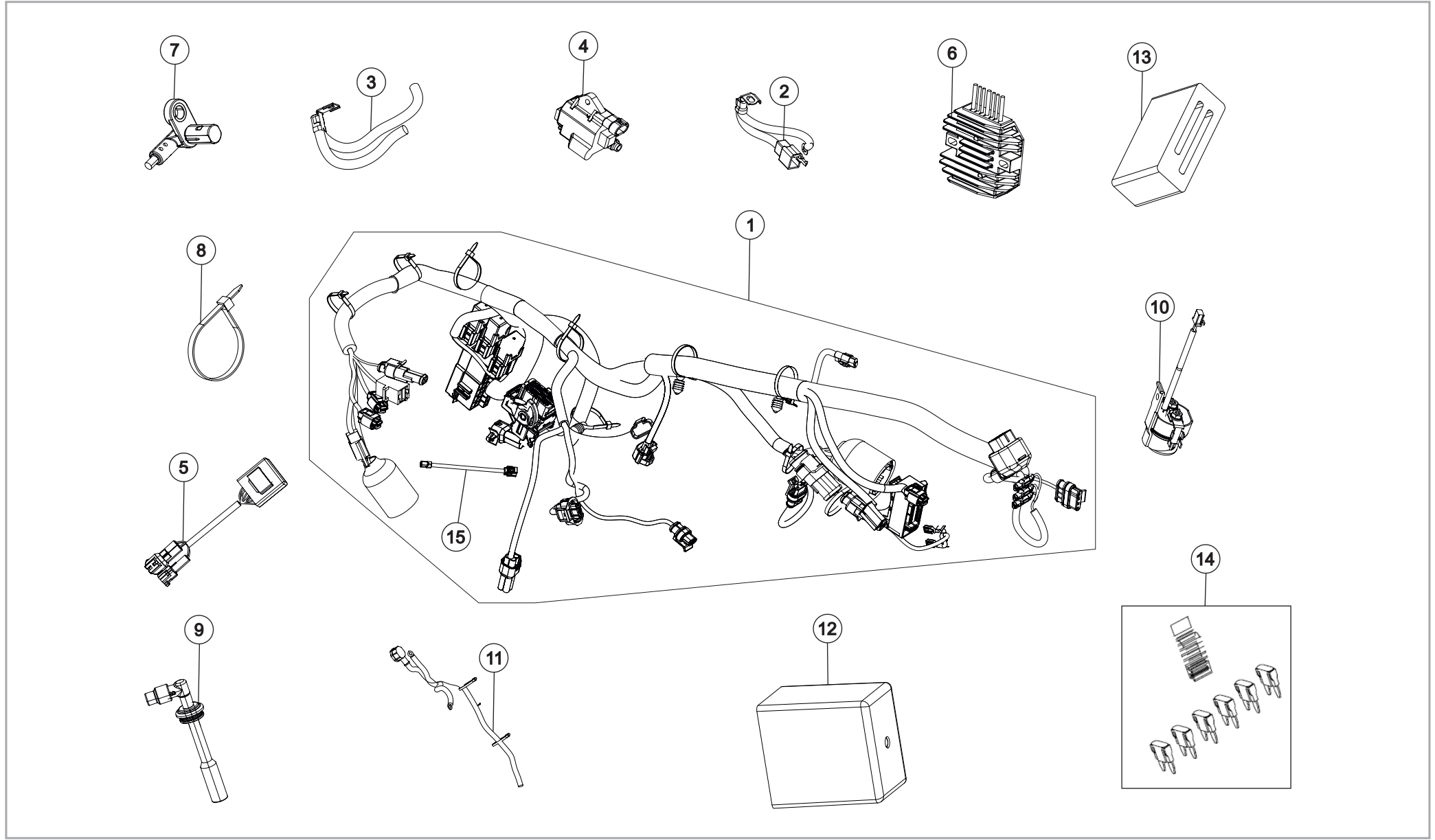
# 37 SWING ARM ASSEMBLY AND REAR SHOCK ABSORBER



# 37 SWING ARM ASSEMBLY AND REAR SHOCK ABSORBER



SR. NO.	PART NUMBERS	PART DESCRIPTION	FRT	QTY	REMARKS
1	T1101AKW0010N	BUSH INNER LH	1.5	1	
2	SF0212037	SCREW RDSKT M6X1X12X8.8	0.2	3	
3	T1101AKW0020N	BUSH INNER RH	1.5	1	
4	T1101AKW0040N	COLLAR - BUSH INNER RH	1.5	1	
5	TSF0318003	SELL LOCK NUT M16	0.6	1	
6	T1101AKW0030N	BUSH OUTER RH	1.5	1	
7	T1101CKW0010N	SWING ARM AXLE M16	0.6	1	
8	T11010J20040N	SWING ARM SUBASSEMBLY	2.1	1	
9	T1103AJ20010N	CHAIN COVER	0.3	1	
10	T11010KW0070N	WASHER PLATE LH	0.3	1	
11	T11010KW0080N	WASHER PLATE RH	0.3	1	
12	T08000KW0620N	SWING ARM CHAIN ADJUSTER RH	0.2	1	
13	T08000KW0610N	SWING ARM CHAIN ADJUSTER LH	0.2	1	
14	MF01700003500	SPECIAL WASHER (RR SHOCK ABSORBER MTG)	0.2	4	
15	SF0300040	NUT SPECIAL M12X1.5X22X8	0.2	4	
16	SF0602002	CIRCLIP INT - LUG 30X1.2XPH	1.5	2	
17	TSF0214025	TAPPING SCREW M4X12	0.1	2	
18	6801CAP00021N	NEEDLE_ROLLER_BEARING	2.1	3	
19	SP010100119	BEARING DG BALL SR 17X30X7	2.1	1	
20	94101-04700	WASHER 4MM	0.1	2	
21	T1103BY50010N	CHAIN GUIDE	0.7	1	
22	SF0301245	NUT HEX M8X1.25X6.8X8	0.1	2	
23	SF0201389	SCREW HEX M8X1.25X55X8.8	0.1	2	
24	T25010KW0034N	CABLE TIE CLAMP, BRAKE HOSE_HELLERMANN	0.2	1	
25	T11010J10020N	CAUTION STICKER	0.1	1	
26	T11010J20020N	SWING ARM	2.1	1	
27	T11020J20010N	REAR SHOCK ABSORBER	0.3	2	

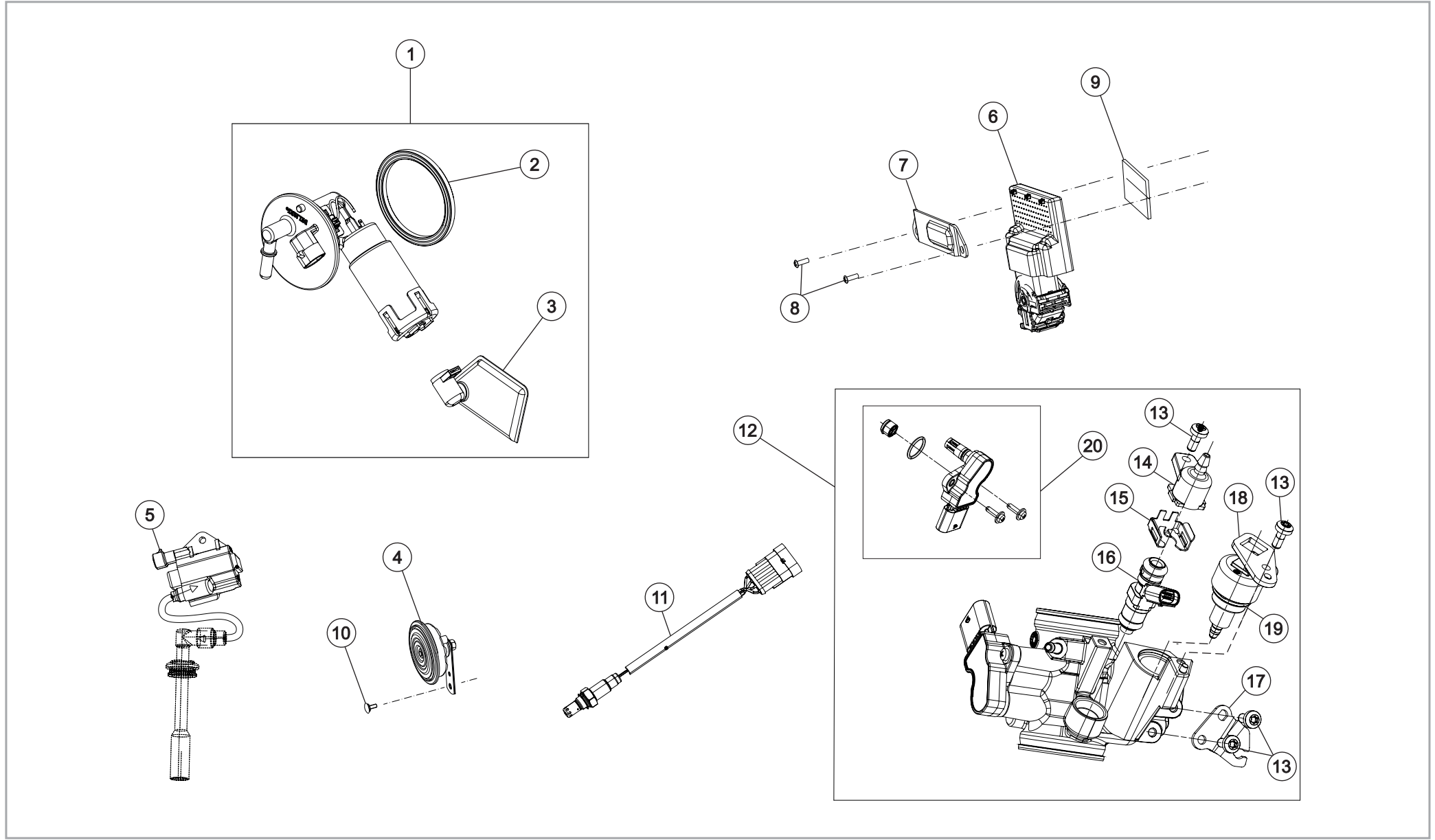


# 38 WIRING HARNESS & ELECTRICAL COMPONENTS



SR. NO.	PART NUMBERS	PART DESCRIPTION	FRT	QTY	REMARKS
1	T15000J10130N	WIRING HARNESS KIT DABS E5-J124	2.0	1	
2	T1503AKW0010N	WIRING_BATTERY POSITIVE	0.4	1	
3	T1501AKW0110N	WIRING_BATTERY NEGATIVE	0.4	1	
4	T1502CKE0050N	IGNITION COIL WITH CABLE	0.4	1	
5	T1501FY50030N	HAZARD RELAY-LED INDICATORS	0.6	1	
6	T1501CKW0010N	REGULATOR RECTIFIER	1.5	1	
7	T0602FKE0010N	SPEED SENSOR FRONT WHEEL_M104	0.4	2	
8	T1501AKE2050E	CABLE STRAP 200MM	0.1	32	
9	T1502FUF0330N	NOISE SUPPRESSOR CAP	0.4	1	
10	T1503CKE0730E	STARTER RELAY	0.6	1	
11	T1503BKW0010N	WIRING_STARTER MOTOR	0.6	1	
12	T1501FKW0120N	MINI RELAY (RESISTOR TYPE)	0.3	4	
13	T1501JJ20010N	HOLDER FOR HAZARD RELAY	0.6	1	
14	T1501AKE2170N	SPARE FUSE KIT ASSY	0.1	1	
14.1	T1501AY50050N	FUSE 5A MINI	0.1	1	
14.2	T1501AY50060N	FUSE 10A MINI	0.1	1	
14.3	T1501AY50070N	FUSE 15A MINI	0.1	1	
14.4	T1501AY50080N	FUSE 20A MINI	0.1	1	
14.5	T1501AY50090N	FUSE 30A MINI	0.1	1	
15	T1501AB10250N	WIRING DIAGNOSTIC CABLE	0.2	1	


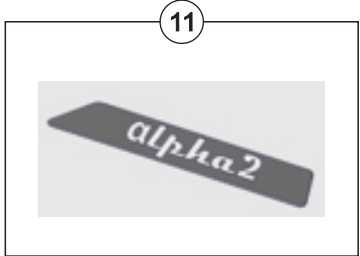
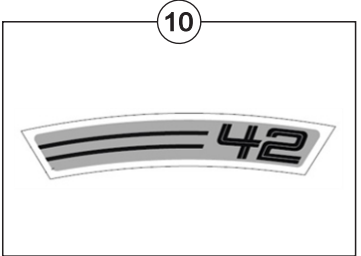
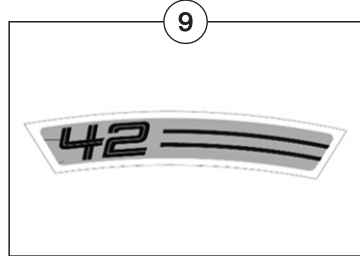



# 39 ELECTRONIC FUEL INJECTION (EFI) ASSEMBLY



# 39 ELECTRONIC FUEL INJECTION (EFI) ASSEMBLY




SR. NO.	PART NUMBERS	PART DESCRIPTION	FRT	QTY	REMARKS
1	T10050B10010N	FUEL PUMP ASSEMBLY	0.7	1	
2	T10000B10210N	FUEL PUMP RUBBER GASKET	0.7	1	
3	T10000B10220N	FUEL FILTER - FUEL PUMP	0.8	1	
4	T1501BKW0050N	HORN ASSEMBLY - 95 DIA (LT)	0.2	1	
5	T1502CKE0050N	IGNITION COIL WITH CABLE	0.8	1	
6	T1502GJ10050N	ELECTRONIC CONTROL UNIT EURO-5	0.3	1	
7	T0901GJ10010N	ECU MOUNTING BRACKET	0.2	1	
8	95701-06012-00	BOLT FL.6X 12	0.1	2	
9	T1503AKG0170E	ECU PAD	0.2	1	
10	SF0212042	SCREW RDSKT M8X1.25X16X8.8	0.1	1	
11	T15000Y50020N	LAMBDA SENSOR	0.6	1	
12	T0102HY50050N	THROTTLE BODY ASSEMBLY TYPE B (38 DIA)	1.0	1	
13	T1501PKW0050N	FASTNER-MTB	0.5	4	
14	T1501PKW0020E	FUEL INJECTOR CAP	0.6	1	
15	T0102BKE0050N	FIXING INJECTOR CLIP (DELLORTO)	0.6	1	
16	T0102HY50020N	FUEL INJECTOR_THROTTLE BODY	1.0	1	
17	T0102HKW0040N	CABLE BRACKET_THROTTLE BODY	1.0	1	
18	T0102HY50030N	IACV BRACKET_THROTTLE BODY	0.6	1	
19	T0102HY50040N	IACV	0.6	1	
20	T0102HJ30040N	KIT 3 IN 1 SENSOR THROTTLE BODY	0.6	1	



# 40 DECALS



SR. NO.	PART NUMBERS	PART DESCRIPTION	FRT	QTY	REMARKS
1	T13200J10240N	DECAL TANK TOP	0.2	1	
2	T13200J10300N	BADGE FUEL TANK BLACK LH	0.3	1	
3	T13200J10250N	BADGE FUEL TANK BLACK RH	0.3	1	
4	T13000J10030N	BADGE HEAD LAMP	0.3	1	
5	T13200KW0510N	PLAQUE WHEEL RIM GREY	0.3	4	
6	T13200J10320N	HANDLE BAR HOLDER BADGE	0.3	1	
7	T13200J10270N	DECAL SIDE PANEL LH	0.3	1	
8	T13020J10040N	DECAL SIDE PANEL RH	0.3	1	
9	T13200J10280N	WHEEL RIM DECAL LH	0.3	2	
10	T13200J10290N	WHEEL RIM DECAL RH	0.3	2	
11	T21000J10010N	BADGE ENGINE ALPHA	0.3	1	
12	T13200KW0820N	BADGE ENGINE COVER RH	0.3	1	
13	T13200KW0040N	LOGO ENGINE STARTER MOTOR COVER	0.3	1	
14	T10000J10500N	KIT CLADDING RH GLOSS RED 42	0.3	1	DEEP BLACK MATTE RED CLAD
15	T10000J10400N	KIT CLADDING LH GLOSS RED 42	0.3	1	DEEP BLACK MATTE RED CLAD



REV\_01\_2025

**JAWA Moto spol. s r.o.**

**[www.jawa.eu](http://www.jawa.eu)   [info@jawa.eu](mailto:info@jawa.eu)**